

JK 2023 - Day 3 - Long

April 09, 2023

OVERALL RESULTS

M10A







Pos	No.	Name	Club	Age Class	E2 Pos	E3 Pos	Time
1st	1933	James Heppenstall	LOC	M10	13:45 (2)	18:34 (2)	32:19
2nd	2312	Theodore Marsden	HH	M10	17:12 (4)	21:02 (3)	38:14
3rd	2878	Hugh Scarbrough	MV	M10	16:10 (3)	24:44 (4)	40:54
n/c	2661	Joby Pinker-Hull	AIRE	M10	15:50	28:30 (7)	44:20
4th	1740	Zac Garratt	SYO	M10	27:19 (6)	<u>18:11 (1)</u>	45:30
5th	3034	Daniel M T Tam	HH	M10	39:49 (8)	31:55 (9)	71:44
6th	3332	William Balfour	NATO	M10	33:40 (7)	38:22 (11)	72:02
7th	2692	Aran Power	LVO	M10	61:32 (9)	25:22 (5)	86:54
n/c	2773	George Ricketts	AIRE	M10	65:46	113:16	179:02
	1020	Charles Alcock	AIRE	M10	<u>13:17 (1)</u>	m11	-
	2570	Arthur O'Toole	EBOR	M10	w8	26:58 (6)	-
	3378	Krum Yanev	SLOW	M10	w8	36:45 (10)	-
	2434	Simon Mitchell Iversen	Verdal OK	M10	-	29:38 (8)	-
	1849	Sebastian Hancox	SN	M10	22:26 (5)	-	-

JK 2023 - Day 3 - Long

April 09, 2023

OVERALL RESULTS

M10B

Pos	No.	Name	Club	Age Class	E2 Pos	E3 Pos	Time
1st	3186	Lucas Waters	SO	 M10	15:56 (2)	<u>18:08</u> (1)	34:04
2nd	2771	Luke Richardson	NOR	 M10	19:02 (4)	23:30 (2)	42:32
3rd	2298	Tristan Manning	MDOC	 M10	16:49 (3)	25:59 (3)	42:48
4th	1946	Lewis		 M10	25:15 (5)	37:59 (4)	63:14
	1169	Jonathan Blyth	Attunda OK	 M10	<u>13:58</u> (1)	-	-
	2442	Marcell Monus	DEE	 M10	28:49 (6)	-	-

JK 2023 - Day 3 - Long

April 09, 2023

OVERALL RESULTS

M12A




Pos	No.	Name	Club	Age Class	E2 Pos	E3 Pos	Time
1st	1579	Finlay Duncan	Sandnes IL	 M12	20:34 (2)	<u>29:21 (1)</u>	49:55
2nd	1547	Matvei Dnestrovskii	TVOC	 M12	<u>18:21 (1)</u>	32:34 (2)	50:55
3rd	1245	Louis Bryant	SYO	 M12	21:26 (3)	36:46 (3)	58:12
4th	2772	Marcus Richardson	NOR	 M12	21:36 (4)	38:06 (4)	59:42
5th	2576	Matthew Owen	FVO	 M12	26:13 (9)	39:17 (5)	65:30
6th	1143	Erik Biernacki-Jablonski	WAOC	 M12	21:42 (5)	44:50 (9)	66:32
7th	2071	Alex Johnson	SYO	 M12	27:20 (10)	40:24 (6)	67:44
8th	2698	Stanley Preston	SYO	 M12	25:26 (7)	45:41 (10)	71:07
9th	2893	Carl Selmer Duguid	TAY	 M12	29:21 (12)	42:14 (7)	71:35
10th	3035	Darrio M Y Tam	HH	 M12	26:00 (8)	47:42 (12)	73:42
11th	2046	Douglas Innes-Farr	SWOC	 M12	33:26 (15)	43:35 (8)	77:01
12th	2728	Ethan Radcliffe	SUFFOC	 M12	29:26 (13)	48:21 (13)	77:47
n/c	2726	Aaron Radcliffe	SUFFOC	 M14	40:13	43:00	83:13
13th	2879	Ralph Scarbrough	MV	 M12	27:29 (11)	57:59 (15)	85:28
14th	2531	Conor O'Boyle	CNOC	 M12	41:19 (17)	47:39 (11)	88:58
15th	1651	Csongor Farago	HH	 M12	44:25 (19)	52:21 (14)	96:46
16th	3141	Alfie Tyner	Setanta	 M12	34:42 (16)	63:08 (17)	97:50
17th	2758	Jago Reynolds	SYO	 M12	50:32 (21)	60:12 (16)	110:44
18th	1896	Fionn Hasset	Setanta	 M12	46:35 (20)	88:39 (18)	135:14
	2967	Aksel Solberg	Fredrikstad Skiklubb	 M12	23:47 (6)	m3-10	-
	1103	Jack Baxter	SYO	 M12	30:09 (14)	w8	-
	2844	Alvari Rostron	MDOC	 M12	43:37 (18)	-	-
	1648	Ewan Ewart	LVO	 M12	m6-9	-	-

JK 2023 - Day 3 - Long

April 09, 2023

OVERALL RESULTS

M12B

Pos	No.	Name	Club	Age Class	E2 Pos	E3 Pos	Time
1st	2269	Cillian Lynch	LVO	 M12	22:11 (1)	32:27 (1)	54:38
	1648	Ewan Ewart	LVO	 M12	-	45:43 (2)	-
	1170	Joshua Blyth	Attunda OK	 M12	41:46 (2)	-	-

JK 2023 - Day 3 - Long

April 09, 2023

OVERALL RESULTS

M14A







Pos	No.	Name	Club	Age Class	E2 Pos	E3 Pos	Time
1st	3269	Ville Wingstedt	Halden SK	M14	20:30 (1)	37:35 (1)	58:05
2nd	1581	Oliver Duncan	Sandnes IL	M14	21:15 (2)	38:07 (2)	59:22
3rd	2371	Douglas McDonald	INVOC	M14	21:58 (3)	45:45 (3)	67:43
4th	2454	Leo Benjamin Morgan	Malvik IL	M14	25:42 (5)	49:25 (6)	75:07
5th	1649	James Ewart	LVO	M14	27:55 (8)	51:41 (9)	79:36
6th	1416	Finlay Cottier	ECKO	M14	29:18 (12)	50:46 (7)	80:04
7th	1327	Ben Chapman	SO	M14	26:31 (6)	55:41 (11)	82:12
8th	2699	Will Preston	SYO	M14	31:32 (18)	51:14 (8)	82:46
9th	1818	Maxwell Groom	SYO	M14	37:13 (28)	47:53 (4)	85:06
10th	1178	Henrik Borrowman	INVOC	M14	24:49 (4)	62:14 (20)	87:03
11th	1954	Lawrence Hodgson	SYO	M14	33:45 (27)	53:26 (10)	87:11
12th	1197	Monty Bratcher-Howard	WIM	M14	31:32 (18)	57:27 (15)	88:59
13th	1970	Selmer Ringstad Holt	Fredrikstad Skiklubb	M14	33:16 (26)	56:29 (13)	89:45
14th	1254	Fionn Buckley	BOC	M14	30:51 (16)	59:52 (17)	90:43
15th	2049	Robin Irwin	SBOC	M14	28:57 (10)	62:34 (21)	91:31
16th	2170	Adam Landels	OD	M14	32:52 (24)	59:36 (16)	92:28
17th	2029	Alexander Hunt	FVO	M14	30:34 (15)	63:18 (22)	93:52
18th	3290	Oskar Woods	SYO	M14	31:49 (20)	62:08 (19)	93:57
19th	3021	Max Straube-Roth	OD	M14	26:43 (7)	68:51 (26)	95:34
20th	2635	Marcus Perry	BOK	M14	48:05 (37)	48:26 (5)	96:31
21st	2748	Mathis Renard	Kongsberg OL	M14	31:52 (21)	67:06 (25)	98:58
22nd	2924	Eoin Simpson	LEI	M14	49:12 (39)	55:49 (12)	105:01
23rd	1916	Jonah Hearn	WCH	M14	44:52 (36)	60:19 (18)	105:11
24th	1943	Jake Hilton	SN	M14	32:31 (23)	75:23 (29)	107:54
25th	2762	Pasco Reynolds	SYO	M14	31:08 (17)	76:53 (31)	108:01
26th	2968	Isak Solberg	Fredrikstad Skiklubb	M14	29:57 (13)	79:46 (32)	109:43
27th	1473	Duncan Currie	SOC	M14	28:26 (9)	84:51 (34)	113:17
28th	2650	Daniel Pigott	POTOC	M14	49:11 (38)	64:20 (23)	113:31
29th	3082	Craig Thompson	HOC	M14	42:19 (33)	72:17 (27)	114:36
30th	1154	Matthew Black	INVOC	M14	38:14 (29)	76:31 (30)	114:45
31st	2571	Fionn O'Toole	EBOR	M14	40:56 (31)	74:37 (28)	115:33
32nd	2792	Calum Robertson	ESOC	M14	32:57 (25)	84:40 (33)	117:37
33rd	2566	Jamie Osborne	LOC	M14	32:02 (22)	89:43 (35)	121:45
34th	2994	Fraser Stamp	WCH	M14	40:24 (30)	97:11 (36)	137:35
35th	2625	Nathan Peel	SYO	M14	29:11 (11)	113:04 (41)	142:15
36th	2819	Jamie Roller	SOS	M14	41:27 (32)	101:58 (40)	143:25
37th	1723	Chun Ho Andre Fu	WAOC	M14	54:29 (40)	99:03 (37)	153:32
38th	3086	Quinn Thompson	LOC	M14	59:12 (41)	101:49 (39)	161:01
39th	1650	Bors Farago	HH	M14	42:46 (34)	120:35 (42)	163:21
40th	2798	Oliver Robertson	MAROC	M14	44:13 (35)	130:18 (43)	174:31
41st	3081	Zach Thomas	SROC	M14	75:06 (42)	99:39 (38)	174:45
42nd	3036	Davis M H Tam	HH	M14	148:19 (45)	306:35 (44)	454:54
	1826	Freddie Guy	SYO	M14	m3	w9 m15-17	-
	2044	Matthew Inman	FVO	M14	30:15 (14)	w16	-
	2544	Liam O'Donnell	Fingal	M14	w2 w8	66:54 (24)	-
	2435	William Mitchell Iversen	Verdal OK	M14	-	56:38 (14)	-
	2846	Elijas Rostron	MDOC	M14	75:35 (43)	-	-
	3151	Elliot Vaughan	BKO	M14	82:23 (44)	-	-

JK 2023 - Day 3 - Long

April 09, 2023

OVERALL RESULTS

M14B

Pos	No.	Name	Club	Age Class	E2 Pos	E3 Pos	Time
1st	1889	Matthew Hartman	INT	 M14	<u>20:03</u> (1)	41:18 (2)	61:21
2nd	1507	Alexander Darwin	WAOC	 M14	29:44 (2)	<u>34:19</u> (1)	64:03
3rd	3168	Daniel Walker	TVOC	 M14	31:04 (3)	53:10 (3)	84:14
4th	3251	Daniel Wilson	PFO	 M14	40:37 (4)	59:21 (4)	99:58
	3151	Elliot Vaughan	BKO	 M14	-	64:05 (5)	-
	1962	Hiroki Holmes	WCOC	 M14	68:20 (5)	-	-

JK 2023 - Day 3 - Long

April 09, 2023

OVERALL RESULTS

M16A








Pos	No.	Name	Club	Age Class	E2 Pos	E3 Pos	Time
1st	2821	Tommy Rollins	SN	M16	34:06 (1)	47:30 (1)	81:36
2nd	2894	Finn Selmer Duguid	TAY	M16	36:40 (4)	57:53 (3)	94:33
3rd	1243	James Bryant	SYO	M16	35:41 (2)	64:40 (7)	100:21
4th	2389	Finlay McLuckie	MOR	M16	38:49 (6)	61:58 (5)	100:47
5th	2633	Ben Perry	DEVON	M16	46:36 (14)	56:00 (2)	102:36
6th	2235	Robbie Lightfoot	SYO	M16	40:41 (7)	64:42 (8)	105:23
7th	2626	Oscar Peel	SYO	M16	40:43 (8)	66:54 (9)	107:37
8th	1825	Syver Strand Gulbrandsen	Fredrikstad Skiklubb	M16	51:02 (20)	58:15 (4)	109:17
9th	1196	Harry Bratcher-Howard	WIM	M16	42:03 (9)	67:37 (11)	109:40
10th	1235	Gerry Browne	GEN	M16	43:32 (10)	66:57 (10)	110:29
11th	1155	Rory Black	INVOC	M16	44:03 (11)	68:34 (13)	112:37
12th	1480	Magnus Svaland Dale	OL Vallsset/Stange	M16	46:42 (15)	70:27 (14)	117:09
13th	2502	Yann Newey	MAROC	M16	52:24 (21)	68:02 (12)	120:26
14th	2757	Caspar Reynolds	SYO	M16	45:18 (13)	77:34 (17)	122:52
15th	1929	Toby Heppell	WCOC	M16	44:23 (12)	78:36 (19)	122:59
16th	2577	Peter Owen	FVO	M16	54:26 (24)	70:43 (15)	125:09
17th	2487	Vince Nagy-Kovacs	BOK	M16	53:38 (23)	72:01 (16)	125:39
18th	2568	Sam Osborne	LOC	M16	48:44 (18)	78:37 (20)	127:21
19th	2032	Isaac Hunter	WCOC	M16	66:39 (29)	63:10 (6)	129:49
20th	3173	Laurence Ward	INT	M16	38:38 (5)	99:13 (31)	137:51
21st	3114	Ben Todhunter	SROC	M16	47:16 (16)	91:55 (26)	139:11
22nd	1313	Liam Casey	SEVO	M16	49:17 (19)	97:20 (30)	146:37
23rd	1942	Aidan Hilton	SN	M16	52:55 (22)	93:51 (27)	146:46
24th	3324	Timofey Zorin	SLOW	M16	75:34 (33)	77:51 (18)	153:25
25th	1558	John Doyle	SYO	M16	65:45 (27)	88:16 (22)	154:01
26th	2192	Seth Lawson	NGOC	M16	67:13 (30)	88:46 (23)	155:59
27th	2749	George Rennie	WCOC	M16	67:33 (31)	89:21 (25)	156:54
28th	3016	Henry Stitson	AIRE	M16	61:23 (25)	97:12 (29)	158:35
29th	2231	Matti Ligema	LOC	M16	66:21 (28)	94:44 (28)	161:05
30th	2496	Rory Nesbit	HH	M16	72:36 (32)	88:55 (24)	161:31
31st	3228	Ewen Wilkinson	AIRE	M16	88:33 (37)	82:25 (21)	170:58
32nd	1016	James Agombar	NGOC	M16	65:10 (26)	107:01 (32)	172:11
33rd	3286	James Woodham	AIRE	M16	82:05 (36)	147:31 (37)	229:36
34th	1791	Sam Graham	LVO	M16	147:33 (38)	146:32 (36)	294:05
	2870	Oscar Sanderson	NATO	M16	w5	w8	-
	2335	Conor Masterson	CNOC	M16	w11	128:39 (34)	-
	2542	Eoin O'Donnell	Fingal	M16	w3	114:37 (33)	-
	1418	Ruari Cottier	ECKO	M16	48:24 (17)	w8	-
	1724	Chun Yan Alistair Fu	WAOC	M16	w8	136:22 (35)	-
	1582	Thomas Duncan	Sandnes IL	M16	35:53 (3)	w15	-
	3221	Cian Wickham	Ajax	M16	76:18 (34)	-	-
	1827	Joseph Guy	SYO	M16	77:09 (35)	-	-
	1497	Ethan Daplyn	SN	M16	rtd	-	-

JK 2023 - Day 3 - Long

April 09, 2023

OVERALL RESULTS

M16B

Pos	No.	Name	Club	Age Class	E2 Pos	E3 Pos	Time
1st	1380	William Cole		M16	<u>53:49</u> (1)	82:25 (3)	136:14
2nd	1116	Jack Beavers	AIRE 	M16	64:18 (3)	154:38 (5)	218:56
	1315	Rhys Caudwell	SYO 	M16	77:42 (4)	m10	-
	3221	Cian Wickham	Ajax 	M16	-	<u>70:23</u> (1)	-
	1497	Ethan Daplyn	SN 	M16	-	70:50 (2)	-
	2459	Joseph Morris	BOK 	M16	-	125:28 (4)	-
	2086	Alex Jones	LOC 	M16	58:43 (2)	-	-

JK 2023 - Day 3 - Long

April 09, 2023

OVERALL RESULTS

M18E













Pos	No.	Name	Club	Age Class	E2 Pos	E3 Pos	Time
1st	402	James Hammond	FVO	M18	27:00 (1)	69:42 (1)	96:42
2nd	413	Adam Methven	BKO	M18	28:23 (2)	73:15 (2)	101:38
3rd	414	Adam Barrie	MAROC	M18	31:54 (7)	77:59 (3)	109:53
4th	429	Oliver Prince	SOS	M18	28:52 (3)	81:52 (5)	110:44
5th	418	Ruben Razzetti	BL	M18	30:20 (6)	81:26 (4)	111:46
6th	421	Ben Gostick	HH	M18	29:31 (5)	87:28 (6)	116:59
7th	441	Peter Scott	LOC	M18	36:37 (14)	88:12 (7)	124:49
8th	425	Jonas Newey	MAROC	M18	35:29 (10)	91:31 (10)	127:00
9th	424	Daniel Heppell	WCOC	M18	37:26 (18)	89:43 (8)	127:09
10th	438	Reuben Lawson	NGOC	M18	35:44 (11)	91:27 (9)	127:11
11th	435	Conrad Reuber	SYO	M18	34:39 (8)	92:39 (11)	127:18
12th	437	Ewan Bennett	MAROC	M18	35:58 (12)	93:54 (13)	129:52
13th	434	Sam Hunt	FVO	M18	39:09 (23)	93:45 (12)	132:54
14th	446	Per Noah Sommerhein	Nydalens SK	M18	35:20 (9)	98:29 (15)	133:49
15th	454	Freddie Lake	SBOC	M18	41:18 (25)	97:00 (14)	138:18
16th	444	Michael Bishenden	MOR	M18	36:46 (15)	103:39 (17)	140:25
17th	447	Angus Laird	INVOC	M18	38:49 (20)	101:41 (16)	140:30
18th	433	Tommy Heap	SO	M18	37:04 (16)	106:19 (19)	143:23
19th	472	Wilfrid Teasdale	WCOC	M18	39:01 (21)	105:18 (18)	144:19
20th	430	Jamie Lightfoot	SYO	M18	36:24 (13)	108:47 (20)	145:11
21st	459	Audun Nordby	Fredrikstad Skiklubb	M18	38:04 (19)	113:40 (24)	151:44
22nd	451	Olmo Combley	SYO	M18	44:05 (27)	109:00 (21)	153:05
23rd	426	Daire O'Brien	KerryO	M18	41:13 (24)	112:00 (23)	153:13
24th	453	Joshua Hoare	BOC	M18	44:17 (28)	111:54 (22)	156:11
25th	458	Linus Mjøsund	Nydalens SK	M18	42:12 (26)	114:29 (25)	156:41
26th	449	Jake O'Donnell	DVO	M18	37:13 (17)	120:36 (28)	157:49
27th	471	Oscar Rowe	GEN	M18	53:29 (32)	115:41 (26)	169:10
28th	462	Finlay Anderson	BOK	M18	48:11 (30)	128:21 (29)	176:32
29th	466	Liam Green	CLOK	M18	52:15 (31)	132:25 (30)	184:40
30th	464	Matthew McCreddie	DEE	M18	71:06 (35)	116:33 (27)	187:39
31st	470	Vetle Norling	Nydalens SK	M18	56:34 (33)	138:21 (31)	194:55
32nd	473	Eskil Hafskjold	Nydalens SK	M18	47:56 (29)	152:30 (33)	200:26
33rd	440	Max Huseby	Nydalens SK	M18	65:58 (34)	144:31 (32)	210:29
34th	465	Hamish Braine-Clarke	QO	M18	81:14 (38)	299:37 (35)	380:51
	442	William Lake	SBOC	M18	39:06 (22)	m29	-
	2480	Zach Murphy	LVO	M18	103:42 (39)	m21 rtd	-
	443	Nils Anders Niklasson	Nydalens SK	M18	28:52 (3)	m8-9 m19 m26-29 m32-33	-
	467	Nathan Nesbit	HH	M18	w15	155:06 (34)	-
	427	Tivon Tyner	Setanta	M18	71:09 (36)	-	-
	469	Peter Gamble	LVO	M18	80:51 (37)	-	-

JK 2023 - Day 3 - Long

April 09, 2023

OVERALL RESULTS

M18L



Pos	No.	Name	Club	Age Class	E2 Pos	E3 Pos	Time
1st	2737	Andrew Raven	SWOC 	M18	37:36 (1)	84:43 (1)	122:19
2nd	3112	Sam Todd	SYO 	M18	38:28 (2)	85:08 (2)	123:36
3rd	1994	Austin Howe	SAX 	M18	48:58 (6)	90:24 (3)	139:22
4th	3368	Cathan Harrington	KerryO 	M18	51:02 (9)	99:39 (4)	150:41
5th	1134	Matthew Bethell	NOR 	M18	48:32 (5)	106:05 (5)	154:37
6th	2868	Benedict Sanderson	NATO 	M18	41:07 (3)	115:19 (7)	156:26
7th	3188	Dominic Wathey	MDOC 	M18	49:39 (7)	107:28 (6)	157:07
	469	Peter Gamble	LVO 	M18	-	120:13 (8)	-
	1148	Matthew Birkinshaw	WCOC 	M18	-	128:38 (9)	-
	427	Tivon Tyner	Setanta 	M18	-	135:23 (10)	-
	2426	Arthur Mitchell	HOC 	M18	43:43 (4)	-	-
	1094	Luke Barraclough	EPOC 	M18	50:44 (8)	-	-

JK 2023 - Day 3 - Long

April 09, 2023

OVERALL RESULTS

M18S

Pos	No.	Name	Club	Age Class	E2 Pos	E3 Pos	Time
1540	Charlie Dixon	HH		M18	85:36 (1)	-	-
3376	Freddie Walker	TVOC		M18	105:33 (2)	-	-

JK 2023 - Day 3 - Long

April 09, 2023

OVERALL RESULTS

M20E








Pos	No.	Name	Club	Age Class	E2 Pos	E3 Pos	Time
1st	405	Euan Tryner	SYO	M20	27:50 (2)	<u>69:53 (1)</u>	97:43
2nd	416	Charlie Rennie	WCOC	M20	<u>27:19 (1)</u>	73:20 (3)	100:39
3rd	415	Ewan Musgrave	MAROC	M20	28:49 (4)	73:15 (2)	102:04
4th	408	Joe Sunley	WCOC	M20	30:26 (7)	74:56 (5)	105:22
5th	406	Alex Wetherill	WAOC	M20	31:52 (10)	74:17 (4)	106:09
6th	401	Joe Hudd	EUOC	M20	29:52 (5)	78:19 (6)	108:11
7th	417	Frank Townley	EUOC	M20	30:24 (6)	85:12 (8)	115:36
8th	474	Eoghan Whelan	SEVO	M20	32:47 (11)	85:07 (7)	117:54
9th	419	Tom Perry	DEVON	M20	33:16 (13)	86:33 (9)	119:49
10th	422	Jamie Goddard	FVO	M20	35:38 (16)	89:02 (10)	124:40
11th	432	Alex Matthew	SROC	M20	35:21 (15)	97:26 (12)	132:47
12th	439	Alexander Fielding	HH	M20	38:04 (18)	96:50 (11)	134:54
13th	431	Oscar Shepherd	INVOG	M20	37:15 (17)	99:54 (13)	137:09
14th	448	Daniel Earnshaw	LVO	M20	38:06 (19)	104:57 (14)	143:03
15th	476	James Yule	SO	M20	40:12 (22)	112:02 (15)	152:14
16th	411	Liam Cotter	BOC	M20	38:31 (20)	115:07 (17)	153:38
17th	445	Alastair McCartney	GUOC	M20	40:06 (21)	114:00 (16)	154:06
18th	420	Sivert Poppe	Fredrikstad Skiklubb	M20	47:41 (25)	115:18 (18)	162:59
19th	461	Adam Harris	CUOC	M20	48:31 (26)	117:34 (19)	166:05
20th	409	Mathias Pedersen Holmskau	Fredrikstad Skiklubb	M20	43:06 (24)	127:14 (21)	170:20
21st	475	Tim Norwood	GEN	M20	42:16 (23)	128:51 (22)	171:07
22nd	457	Toby Williams	LOG	M20	53:23 (29)	118:29 (20)	171:52
23rd	468	Jonty Goodwin	EUOC	M20	52:02 (28)	172:44 (23)	224:46
	423	Dominic Green	CLOK	M20	34:59 (14)	w17	-
	404	Oliver Tonge	BOK	M20	31:10 (8)	m24-30 rtd	-
	460	Arthur Ho Chun Leung		M20	84:34 (33)	m24 m26-29	-
	407	Jim Bailey	EUOC	M20	28:36 (3)	-	-
	428	Adam Conway	SHUOC	M20	31:12 (9)	-	-
	403	Sam Griffin	GRAMP	M20	33:11 (12)	-	-
	455	Herbie Ashworth	WCOC	M20	48:55 (27)	-	-
	450	Luke Fry	CLARO	M20	60:07 (30)	-	-
	463	William Garnett	SYO	M20	61:41 (31)	-	-
	410	Keegan Harkavy	NEOC	M20	70:43 (32)	-	-

JK 2023 - Day 3 - Long

April 09, 2023

OVERALL RESULTS

M20L



Pos	No.	Name	Club	Age Class	E2 Pos	E3 Pos	Time
1st	3073	Harry Thomas	MWOC 	M20	43:11 (3)	75:18 (2)	118:29
2nd	1443	Sam Crawshaw	SYO 	M20	39:14 (2)	85:45 (3)	124:59
3rd	2540	Ben O'Donnell	DVO 	M20	46:48 (4)	113:52 (8)	160:40
4th	2739	Christopher Raven	SWOC 	M20	59:19 (7)	109:11 (7)	168:30
5th	2388	Sam Mcloughlin	WCOC 	M20	70:04 (8)	102:31 (6)	172:35
	1542	Fraser Dixon	SROC 	M20	<u>30:13 (1)</u>	m4	-
	1146	James Birkinshaw	WCOC 	M20	-	<u>68:04 (1)</u>	-
	463	William Garnett	SYO 	M20	-	93:06 (4)	-
	2337	Ben Mather	LOG 	M20	-	93:27 (5)	-
	1684	Michael Finch	SROC 	M20	50:34 (5)	-	-
	2177	Patrick Lang	STUOC 	M20	51:07 (6)	-	-

JK 2023 - Day 3 - Long

April 09, 2023

OVERALL RESULTS

M20S

Pos	No.	Name	Club	Age Class	E2 Pos	E3 Pos	Time
1st	2159	Ben Kyd	OUOC 	M20	<u>43:40</u> (1)	<u>59:24</u> (1)	103:04
	2177	Patrick Lang	STUOC 	M20	-	96:40 (2)	-

JK 2023 - Day 3 - Long

April 09, 2023

OVERALL RESULTS

M21L

Pos	No.	Name	Club	Age Class	E2 Pos	E3 Pos	Time
1st	3181	Barnaby Warren	NN	M21	43:41 (1)	104:32 (1)	148:13
2nd	2763	William Reynolds	SBOC	M21	44:38 (2)	108:55 (2)	153:33
3rd	1775	Ben Goodwin	WCOG	M21	47:36 (3)	109:09 (3)	156:45
4th	1631	James Errington	HH	M21	48:01 (4)	117:21 (4)	165:22
5th	2668	Adam Poole	TVOC	M21	51:35 (7)	118:08 (6)	169:43
6th	3284	Sam Wood	BOF	M21	49:44 (5)	120:50 (8)	170:34
7th	2460	Louis Morris	WCOG	M21	56:14 (9)	135:32 (11)	191:46
8th	3307	Sam Yates	LOC	M21	56:02 (8)	137:21 (13)	193:23
9th	3337	Calvin Routledge	BAOC	M55	77:35 (24)	117:40 (5)	195:15
10th	3225	John Wilhelms	ASUB	M21	57:44 (11)	137:52 (14)	195:36
11th	1742	James Gash	CLOK	M21	60:53 (13)	136:35 (12)	197:28
12th	2069	Thomas Jarvis	RAFO	M21	65:47 (14)	155:47 (15)	221:34
13th	1619	Robert Elston	SARUM	M21	65:51 (15)	168:26 (22)	234:17
14th	2302	Roderick Mansel	SUFFOC	M21	56:50 (10)	179:02 (26)	235:52
15th	1912	Jamie Hayward	BOK	M21	76:58 (23)	163:44 (19)	240:42
16th	2314	Euan Marsh	SO	M21	67:15 (17)	174:44 (23)	241:59
17th	1703	Daniel Font	DEE	M21	90:35 (27)	156:57 (16)	247:32
18th	2597	Graham Parkes	HH	M21	67:34 (18)	180:31 (28)	248:05
19th	3327	Jed Hampshire Wright	NN	M21	70:18 (19)	180:24 (27)	250:42
20th	1963	Hugh Holmes	SARUM	M21	76:20 (22)	187:04 (29)	263:24
21st	2918	George Simmons	OD	M21	90:42 (28)	178:28 (24)	269:10
22nd	3148	Daniel Vasey	LVO	M21	86:18 (26)	192:18 (30)	278:36
23rd	3377	Matteo Meutelet	EUOC	M21	111:31 (31)	204:33 (32)	316:04
24th	3197	Thomas Weatherby	DRONGO	M21	92:19 (29)	244:49 (34)	337:08
25th	3149	Matthew Vasey	LVO	M21	106:14 (30)	243:29 (33)	349:43
	125	Jack Baker	SHUOC	M21	-	160:37 (18)	-
	127	Daniel Barber	EUOC	M21	-	159:40 (17)	-
	119	Adrien Gallet	SHUOC	M21	-	134:59 (10)	-
	120	Michael Hallett	BOK	M21	-	125:09 (9)	-
	136	Dan McDonnell	CorkO	M21	-	119:37 (7)	-
	3312	Martin Yeo	DEVON	M21	m8-14	m3-9 m11-14 m22-27 m29 m31	-
	1714	Christopher Frain	Garingal	M50	-	m27-29	-
	135	David Thomas	SAX	M21	-	165:15 (20)	-
	2498	Samuel New	NWO	M21	50:14 (6)	w19 w22	-
	110	River Edis-Smith	MDOC	M21	-	178:29 (25)	-
	1589	Harry Earnshaw		M21	66:52 (16)	m25-27 m29-32	-
	2199	Rob Leathley	SO	M50	-	199:23 (31)	-
	123	Peter Dobra	SAX	M21	-	165:51 (21)	-
	2290	David Maliphant	DRONGO	M21	57:46 (12)	-	-
	2316	Kieran Marsh	SLOW	M21	71:13 (20)	-	-
	2337	Ben Mather	LOG	M20	73:43 (21)	-	-
	2989	Harry Stagg	BOK	M21	80:25 (25)	-	-
	1861	Alex Harding	CLARO	M21	137:52 (32)	-	-

JK 2023 - Day 3 - Long

April 09, 2023

OVERALL RESULTS

M21S








Pos	No.	Name	Club	Age Class	E2 Pos	E3 Pos	Time
1st	1113	Tom Beasant		M21	<u>42:11</u> (1)	67:26 (4)	109:37
2nd	1314	Iain Cattermole	STAG	M21	44:06 (4)	66:15 (3)	110:21
3rd	1404	Joshua Cooper	EBOR	M21	42:31 (2)	73:45 (6)	116:16
4th	1607	Stephen Elkington	OD	M21	46:12 (5)	73:21 (5)	119:33
5th	2886	Harry Scott	SHUOC	M21	48:49 (6)	79:39 (9)	128:28
6th	2473	Dave Murgatroyd	AIRE	M21	43:28 (3)	90:07 (14)	133:35
7th	1893	Chris Hartmann-Lambert	SYO	M21	50:40 (8)	86:15 (13)	136:55
8th	3138	James Turton	Östersunds OK	M21	54:48 (9)	85:51 (12)	140:39
9th	2731	Arthur Raffle	MDOC	M21	56:41 (10)	84:26 (10)	141:07
10th	1890	Daniel Hartmann	SYO	M21	61:49 (13)	84:31 (11)	146:20
11th	2766	Owain Rice	BL	M21	50:10 (7)	99:29 (17)	149:39
12th	1981	Charlotte Horne	LOC	M21	60:42 (12)	98:47 (16)	159:29
13th	1939	Samuel Higginbotham	CLOK	M21	73:27 (14)	157:58 (21)	231:25
14th	1860	Stuart Hanstock	BOK	M21	80:11 (16)	151:43 (20)	231:54
15th	3365	Alexander Barker	FVO	M21	74:39 (15)	160:53 (22)	235:32
16th	3351	Joseph Butterfield	GEN	M21	84:47 (17)	186:44 (24)	271:31
17th	3127	Michael Tsang	SLOW	M21	131:06 (19)	178:44 (23)	309:50
	2212	Matthew Leitch	INT	M21	60:25 (11)	m11-21	-
	1024	Daniel Allinson	TVOC	M21	-	111:56 (18)	-
	3366	Fergus Barker	SLOW	M21	124:03 (18)	m11-23	-
	132	Samuel Fielding	EUOC	M21	-	<u>60:34</u> (1)	-
	108	Christopher MacKenzie	CLOK	M21	-	64:52 (2)	-
	133	Sam Mitchell	SBOC	M21	-	75:09 (7)	-
	2290	David Maliphant	DRONGO	M21	-	78:48 (8)	-
	121	Adam Walker	DEVON	M21	-	92:29 (15)	-
	1984	Stephen Horrocks	PFO	M21	-	126:12 (19)	-

JK 2023 - Day 3 - Long

April 09, 2023

OVERALL RESULTS

M21V

Pos	No.	Name	Club	Age Class	E2 Pos	E3 Pos	Time
1st	1917	Chris Heaton	LOC	 M40	55:36 (1)	77:28 (1)	133:04
2nd	1022	Thomas Alcock	WIM	 M21	84:30 (4)	123:37 (2)	208:07
3rd	2394	Neil McMillan	ELO	 M35	80:51 (2)	135:45 (3)	216:36
4th	1665	Jamie Ferguson	BUMC	 M21	105:17 (6)	141:06 (4)	246:23
5th	1083	Duncan Barker	FVO	 M20	81:55 (3)	173:49 (5)	255:44
6th	1830	Oliver Hague	LEI	 M21	85:04 (5)	179:43 (6)	264:47
	1419	Sam Cottle	BOK	 M21	rtd	-	-

JK 2023 - Day 3 - Long

April 09, 2023

OVERALL RESULTS

M35L











Pos	No.	Name	Club	Age Class	E2 Pos	E3 Pos	Time
1st	2241	Andrew Llewellyn	FVO	M35	39:04 (1)	79:25 (1)	118:29
2nd	1201	Tom Bray	BOK	M35	42:18 (3)	87:06 (3)	129:24
3rd	2823	Matthew Rooke	LOC	M35	41:32 (2)	95:30 (5)	137:02
4th	1081	Nicholas Barber	LOC	M35	43:21 (5)	93:57 (4)	137:18
5th	3041	Joe Taunton	SYO	M35	42:36 (4)	102:38 (7)	145:14
6th	1112	Tim Beale	SN	M35	47:45 (6)	100:57 (6)	148:42
7th	1262	Mark Burley	MDOC	M35	50:18 (7)	106:36 (8)	156:54
8th	3241	Chris Williamson	SYO	M35	51:05 (8)	112:54 (9)	163:59
9th	1952	Andrew Hobson	AIRE	M35	54:05 (9)	123:01 (10)	177:06
10th	1040	Robert Ashton	BAOC	M35	58:38 (10)	125:09 (11)	183:47
11th	1538	Jonas Diete	NOR	M35	66:41 (14)	160:32 (12)	227:13
12th	1114	Kieran Beausang	CorkO	M35	70:30 (16)	161:22 (13)	231:52
13th	2153	Yordan Kolev	SLOW	M35	62:06 (13)	171:42 (17)	233:48
14th	1602	Thomas Edwards	AIRE	M35	71:08 (17)	171:30 (16)	242:38
15th	3074	James Thomas	HOC	M35	79:01 (18)	182:19 (19)	261:20
16th	3244	Luke Williamson	SUFFOC	M35	99:58 (20)	170:08 (15)	270:06
17th	3044	Samuel Taunton	NGOC	M35	105:09 (21)	212:43 (21)	317:52
	3380	Ian Whitehead	Delaware Valley	M35	-	217:06 (22)	-
	106	Io Pan Wong	YAOC (Hong Kong)	M40	-	186:28 (20)	-
	96	Wang Ki Yuen	YAOC (Hong Kong)	M35	-	177:15 (18)	-
	3341	Patrick Butlin	TVOC	M35	-	163:13 (14)	-
	3230	Max Wilkinson	NN	M35	-	rtd	-
	3171	James Walsh	MDOC	M35	80:22 (19)	m29-36	-
	3388	James Chapman	BL	M35	-	m23-35	-
	94	Ola Marius Pedersen	Oppsal Orientering	M35	-	80:29 (2)	-
	1239	Robert Browne	LOC	M35	59:13 (11)	-	-
	2865	Simonas Sakalauskas	SROC	M35	61:52 (12)	-	-
	1376	Thomas Cochrane	NGOC	M35	66:48 (15)	-	-

JK 2023 - Day 3 - Long

April 09, 2023

OVERALL RESULTS

M35S








































Pos	No.	Name	Club	Age Class	E2 Pos	E3 Pos	Time
1st	2711	Sebastian Pugh	SYO 	M35	<u>48:16</u> (1)	86:03 (3)	134:19
2nd	1046	Thomas Athorne	STAG 	M35	63:20 (4)	84:52 (2)	148:12
3rd	1028	Martin Andersson	WAOC 	M35	71:54 (5)	<u>79:23</u> (1)	151:17
4th	2225	Thomas Lewis	WRE 	M35	58:11 (2)	100:44 (4)	158:55
5th	2014	Jonathan Hughes	TVOC 	M35	60:11 (3)	129:21 (5)	189:32
6th	3383	Eben Uys	PenOC 	M35	76:19 (6)	133:10 (6)	209:29
	1544	Richard Dixon	BAOC 	M35	85:41 (7)	m14	-
	2865	Simonas Sakalauskas	SROC 	M35	-	m19	-
	1921	Rob Henderson	NOC 	M35	118:52 (8)	-	-
	2175	Sam Landrigan	BOK 	M35	131:24 (9)	-	-

JK 2023 - Day 3 - Long

April 09, 2023

OVERALL RESULTS

M40L

Pos	No.	Name	Club	Age Class	E2 Pos	E3 Pos	Time
1st	2746	Damien Renard	Kongsberg OL	 M40	<u>37:56</u> (1)	90:54 (2)	128:50
2nd	2825	David Roome	SROC	 M40	40:05 (2)	<u>90:06</u> (1)	130:11
3rd	1927	Will Hensman	FVO	 M40	41:11 (4)	96:29 (3)	137:40
4th	2456	Nicholas Morgan	Malvik IL	 M40	45:58 (7)	98:16 (4)	144:14
5th	2297	Rhys Manning	SWOC	 M40	46:15 (8)	99:25 (5)	145:40
6th	2680	Andrew Powell	DVO	 M40	44:32 (6)	103:04 (6)	147:36
7th	2526	Kristof Nowicki	WRE	 M40	41:01 (3)	110:08 (10)	151:09
8th	1377	Tom Cochrane	HH	 M40	43:54 (5)	108:25 (9)	152:19
9th	1662	Stephen Feltbower	FVO	 M40	49:23 (10)	105:49 (7)	155:12
10th	2995	Iain Stamp	WCH	 M40	51:34 (12)	107:44 (8)	159:18
11th	2690	Jeff Powell Davies	BL	 M40	50:19 (11)	114:33 (12)	164:52
12th	1958	Robert Holdway	POTOC	 M40	47:33 (9)	130:24 (14)	177:57
13th	1500	Peter Daplyn	SN	 M40	60:29 (16)	125:22 (13)	185:51
14th	2652	Graham Pigott	POTOC	 M40	55:00 (13)	131:25 (15)	186:25
15th	1428	Daniel Cowley	NOR	 M40	65:33 (19)	146:59 (17)	212:32
16th	2348	Greg May	PFO	 M40	62:17 (17)	154:50 (18)	217:07
17th	1709	Bj Foster	Southern Michigan Orienteering Club	 M40	77:48 (26)	145:04 (16)	222:52
18th	3080	Simon Thomas	WCOG	 M40	69:56 (21)	157:01 (20)	226:57
19th	1794	David Gray	MDOC	 M40	71:48 (22)	156:18 (19)	228:06
20th	2729	Gareth Radcliffe	SUFFOC	 M40	69:32 (20)	164:15 (22)	233:47
21st	1133	Ben Bethell	NOR	 M40	60:12 (15)	186:23 (25)	246:35
22nd	2506	Edward Nichols	SO	 M40	64:55 (18)	196:32 (27)	261:27
23rd	1510	John Dasey	SO	 M40	76:11 (24)	188:01 (26)	264:12
24th	2376	Rob McEvoy	CorkO	 M40	90:36 (31)	176:34 (24)	267:10
25th	1432	Paul Craddy	BOK	 M40	79:51 (29)	198:44 (28)	278:35
26th	1806	Paul Gregson	OD	 M40	97:55 (34)	228:00 (29)	325:55
27th	2053	Maciej Jablonski	WAOG	 M40	114:10 (36)	284:08 (30)	398:18
	3116	James Todhunter	SROC	 M40	m6	175:14 (23)	-
	2277	Paulius Maciunas	BOF	 M40	95:28 (32)	rtd	-
	2832	Robert Rose	HOC	 M40	88:07 (30)	m25-35	-
	1715	Kevin Francis	CLARO	 M40	79:10 (28)	m26-32 w35	-
	3331	Lewis Balfour	NATO	 M40	78:39 (27)	m2 m17-33	-
	2813	Karsten Roessler	SSV Planeta Radebeul	 M40	77:00 (25)	m25-31 rtd	-
	2288	Matthias Mahr	SLOW	 M45	-	111:48 (11)	-
	2324	Nathan Martin	AIRE	 M40	-	160:27 (21)	-
	1931	Chris Heppenstall	LOC	 M40	59:04 (14)	-	-
	2441	Gabor Monus	DEE	 M40	72:11 (23)	-	-
	2003	David Howsam	SYO	 M40	96:27 (33)	-	-
	3137	Paul Turnock	MDOC	 M40	107:53 (35)	-	-

JK 2023 - Day 3 - Long

April 09, 2023

OVERALL RESULTS

M40S






























































Pos	No.	Name	Club	Age Class	E2 Pos	E3 Pos	Time
1st	1564	Will Drewe	CLARO	M40	43:26 (2)	<u>71:13 (1)</u>	114:39
2nd	3101	Matthew Tinker	EPOC	M40	<u>43:25 (1)</u>	72:01 (2)	115:26
3rd	2587	Matt Palmer-Wilkinson	BOK	M40	50:25 (4)	94:05 (6)	144:30
4th	1691	Dan Findlay-Robinson	WCH	M40	58:14 (6)	87:07 (4)	145:21
5th	1050	Robert Atkins	HOC	M40	50:21 (3)	96:24 (7)	146:45
6th	2961	Tim Smith	SLOW	M40	62:12 (8)	92:16 (5)	154:28
7th	2733	Kevin Randall	SYO	M40	56:14 (5)	103:59 (10)	160:13
8th	2856	Michael Rudolf	SLOW	M40	60:15 (7)	102:01 (8)	162:16
9th	2449	Ben Moorhouse	SN	M40	67:21 (10)	102:07 (9)	169:28
10th	1633	David Esson	GRAMP	M40	69:53 (11)	112:19 (11)	182:12
11th	1688	Simon Finch	FVO	M40	63:17 (9)	124:09 (13)	187:26
12th	2017	Owen Hughes	BOF	M45	101:00 (14)	120:52 (12)	221:52
	1117	Lee Beavers	AIRE	M40	w3	81:13 (3)	-
	1966	Magnus Holmskau	Fredrikstad Skiklubb	M40	69:55 (12)	-	-
	1223	Peter Brooke	SELOC	M40	96:00 (13)	-	-
	1712	Richard Foster	AIRE	M40	103:31 (15)	-	-
	1194	Peter Branney	AIRE	M40	m5-14	-	-

JK 2023 - Day 3 - Long

April 09, 2023

OVERALL RESULTS

M45L










Pos	No.	Name	Club	Age Class	E2 Pos	E3 Pos	Time
1st	1580	Jonathan Duncan	Sandnes IL	 M45	34:01 (1)	55:02 (2)	89:03
2nd	1029	Duncan Archer	CLOK	 M45	36:05 (3)	54:44 (1)	90:49
3rd	1092	Nick Barrable	SYO	 M45	37:46 (5)	60:09 (3)	97:55
4th	1760	David Godfree	FVO	 M45	37:15 (4)	62:17 (5)	99:32
5th	2986	Anthony Squire	NOC	 M45	38:02 (6)	63:15 (6)	101:17
6th	1759	Roger Goddard	FVO	 M45	40:34 (7)	61:08 (4)	101:42
7th	3126	Peter Tryner	SYO	 M45	41:53 (9)	66:55 (8)	108:48
8th	2694	Andrew Preston	SYO	 M45	41:29 (8)	68:09 (9)	109:38
9th	2659	Marcus Pinker	FVO	 M45	46:22 (13)	66:41 (7)	113:03
10th	1067	Rob Baker	NN	 M45	44:25 (12)	68:49 (10)	113:14
11th	1407	Nicholas Cooper	SN	 M45	43:35 (11)	70:13 (12)	113:48
12th	2654	Martin Pigott	POTOC	 M45	52:14 (18)	75:22 (13)	127:36
13th	2403	Jolyon Medlock	WSX	 M45	51:00 (15)	78:45 (14)	129:45
14th	1845	Paul Hammond	FVO	 M45	50:53 (14)	80:42 (16)	131:35
15th	1872	Ian Hargreaves	SOS	 M45	53:26 (21)	81:05 (17)	134:31
16th	3272	Phillip Winskill	WCOC	 M45	55:47 (28)	79:44 (15)	135:31
17th	2791	Ali Robertson	MAROC	 M45	54:56 (25)	81:05 (17)	136:01
18th	1021	David Alcock	AIRE	 M45	43:08 (10)	96:37 (31)	139:45
19th	1467	Ian Cumpstey	BL	 M45	55:40 (27)	84:44 (19)	140:24
20th	2770	Glen Richardson	NOR	 M45	53:02 (20)	87:34 (20)	140:36
21st	2366	Adam McCreddie	DEE	 M45	52:44 (19)	89:41 (22)	142:25
22nd	2309	Ian Marsden	HH	 M45	54:28 (24)	89:54 (23)	144:22
23rd	1472	David Currie	SOC	 M45	58:30 (30)	91:43 (24)	150:13
24th	3237	Colin Williams	RR	 M45	58:23 (29)	92:25 (25)	150:48
25th	1388	Richard Collyer	GO	 M45	53:55 (23)	98:23 (32)	152:18
26th	1819	Tommi Grover	BOK	 M45	61:37 (34)	93:59 (27)	155:36
27th	1577	Alistair Duguid	TAY	 M45	63:35 (36)	95:59 (29)	159:34
28th	1817	Kristian Groom	SYO	 M45	63:47 (37)	96:02 (30)	159:49
29th	2884	Gianreto Schaad	OLV Zug	 M45	61:07 (33)	100:05 (33)	161:12
30th	1701	Anthony Flick	LOK	 M45	58:44 (31)	102:43 (38)	161:27
31st	1708	Matthew Fortes	ERYRI	 M45	59:44 (32)	103:13 (40)	162:57
32nd	3260	Steve Wilson	PFO	 M45	61:38 (35)	102:20 (37)	163:58
33rd	2567	Michael Osborne	LOC	 M45	51:52 (17)	114:08 (42)	166:00
34th	1269	Adrian Butter	SN	 M45	65:19 (38)	100:43 (35)	166:02
35th	2850	Andrew Rowe	POTOC	 M45	78:45 (49)	88:50 (21)	167:35
36th	2913	Francis Shillitoe	NATO	 M45	66:49 (40)	102:57 (39)	169:46
37th	1971	Tim Holt	SYO	 M45	70:01 (42)	100:34 (34)	170:35
38th	1247	Anders Brynildsen	Fredrikstad Skiklubb	 M45	72:11 (44)	101:35 (36)	173:46
39th	2539	Alan O'Donnell	Fingal	 M45	86:55 (51)	93:20 (26)	180:15
40th	1425	Brian Cowe	WAOC	 M45	74:42 (45)	107:27 (41)	182:09
41st	2463	Peter Moseley	SROC	 M45	70:00 (41)	115:06 (44)	185:06
42nd	1203	Killian Brennan	CNOC	 M45	66:31 (39)	120:26 (49)	186:57
43rd	2085	David Jolly	HALO	 M45	92:57 (54)	95:37 (28)	188:34
44th	2060	Richard Jackson	DEVON	 M45	70:26 (43)	118:49 (47)	189:15
45th	2336	David Masterson	CNOC	 M45	76:51 (47)	115:43 (46)	192:34
46th	2974	Alexander Soulsby	HH	 M45	80:42 (50)	128:36 (52)	209:18
47th	3010	Jacob Stevens	CHIG	 M45	98:40 (58)	114:35 (43)	213:15
48th	3287	Tom Woodham	AIRE	 M45	93:15 (55)	144:13 (54)	237:28
49th	3323	Maxim Zorin	SLOW	 M45	88:46 (53)	152:10 (56)	240:56
50th	3387	David Dunn	POTOC	 M45	95:31 (56)	148:11 (55)	243:42
51st	2494	Douglas Nesbit	HH	 M45	140:17 (61)	132:31 (53)	272:48
52nd	3037	Dickson C Y Tam	HH	 M45	146:30 (62)	152:20 (57)	298:50
53rd	2689	Richard Powell	WAOC	 M45	149:45 (63)	166:47 (58)	316:32
54th	2397	Andy McNamara	AYROC	 M50	115:41 (59)	204:53 (59)	320:34
	2928	Julian Simpson	CLOK	 M45	-	70:06 (11)	-
	1774	Roger Gooding	SOS	 M45	m4	115:17 (45)	-
	2117	Chris Kelly	FVO	 M45	m14-15	121:55 (50)	-
	3179	Ray Ward	INT	 M45	53:42 (22)	m15	-
	2745	Simon Reeve	FERMO	 M45	76:37 (46)	m20-21 m26-27	-
	1574	Stuart Duckworth	WCH	 M45	-	118:58 (48)	-
	2970	Vidar Solberg	Fredrikstad Skiklubb	 M45	51:37 (16)	m2-4 m7-8 m10 m24-26	-
	1743	Robert Gatenby	AIRE	M45	-	127:40 (51)	-

JK 2023 - Day 3 - Long

April 09, 2023

OVERALL RESULTS

M45L













Pos	No.	Name	Club	Age Class	E2 Pos	E3 Pos	Time
	3267	Emil Wingstedt	Halden SK	 M45	35:53 (2)	-	-
	2288	Matthias Mahr	SLOW	 M45	55:29 (26)	-	-
	1956	Simon Hodgson	SYO	 M45	77:59 (48)	-	-
	2847	Hanno Rostron	MDOC	 M45	88:16 (52)	-	-
	1048	Chris Atkins	BOK	 M45	97:31 (57)	-	-
	1171	Fred Boardman	WCOC	 M45	134:41 (60)	-	-
	3152	Jon Vaughan	BKO	 M45	165:32 (64)	-	-
	2310	Jon Marsden	FVO	 M45	202:07	-	-
	1652	Gergely Farago	HH	 M45	rtd	-	-

JK 2023 - Day 3 - Long

April 09, 2023

OVERALL RESULTS

M45S

Pos	No.	Name	Club	Age Class	E2 Pos	E3 Pos	Time
1st	1809	Peter Grendelmeier	swissotours.ch 	M45	36:07 (1)	58:33 (1)	94:40
2nd	3111	Paul Todd	LOK 	M45	39:56 (2)	79:23 (2)	119:19
3rd	1353	Mykyta Chubynsky	OD 	M45	58:16 (3)	107:22 (3)	165:38
4th	2812	Simon Rodger	LOC 	M45	65:21 (7)	128:25 (4)	193:46
5th	1799	Julian Green	EPOC 	M45	59:43 (5)	150:51 (5)	210:34
6th	3292	Todd Woods	SYO 	M45	63:32 (6)	184:11 (6)	247:43
	1018	Thomas Agombar	NGOC 	M45	78:52 (9)	m13-14	-
	2775	Leon Ricketts		M45	100:37 (10)	m10-20	-
	1652	Gergely Farago	HH 	M45	-	184:25 (7)	-
	3152	Jon Vaughan	BKO 	M45	-	201:41 (8)	-
	1042	Scott Ashworth	WCOC 	M45	59:16 (4)	-	-
	1069	Adrian Balcombe	CLARO 	M45	70:31 (8)	-	-

JK 2023 - Day 3 - Long

April 09, 2023

OVERALL RESULTS

M50L











Pos	No.	Name	Club	Age Class	E2 Pos	E3 Pos	Time
1st	1000	Bent Olav Aamodt	Fredrikstad Skiklubb	M50	35:37 (1)	62:50 (2)	98:27
2nd	2043	Jason Inman	FVO	M50	40:56 (2)	63:15 (3)	104:11
3rd	2922	Andy Simpson	LEI	M50	43:06 (4)	62:03 (1)	105:09
4th	2752	Jamie Rennie	WCOC	M50	47:16 (7)	68:27 (5)	115:43
5th	1887	Ben Hartman	INT	M50	46:47 (6)	69:16 (6)	116:03
6th	1824	Dyre Martin Gulbrandsen	Fredrikstad Skiklubb	M50	51:50 (12)	67:41 (4)	119:31
7th	1491	Sascha Dammeier	TSV Hirschau	M50	44:52 (5)	75:10 (7)	120:02
8th	1096	Richard Barrett	BAOC	M50	48:05 (8)	79:03 (9)	127:08
9th	3178	Peter Ward	NGOC	M50	49:14 (10)	85:40 (16)	134:54
10th	1915	Will Heap	SO	M50	48:48 (9)	86:08 (17)	134:56
11th	1378	Maxwell Cole		M50	55:28 (17)	79:48 (10)	135:16
12th	2359	Chris McCartney	HOC	M50	51:37 (11)	83:57 (15)	135:34
13th	3301	Nigel Wright	NN	M50	53:55 (13)	83:37 (14)	137:32
14th	2221	Christopher Lewis	SBOC	M50	56:25 (19)	81:27 (12)	137:52
15th	1410	Liam Corner	MDOC	M50	61:03 (28)	78:47 (8)	139:50
16th	3263	Paul Wimberley	Rand Athletic Club Orienteers (RACO)	M50	58:31 (21)	83:02 (13)	141:33
17th	2936	Phil Slingsby	DRONGO	M50	55:26 (16)	86:19 (18)	141:45
18th	2948	Colin Smith	SYO	M55	64:16 (35)	80:57 (11)	145:13
19th	1995	Brendon Howe	SAX	M50	59:27 (25)	91:28 (20)	150:55
20th	1534	Chris Dibben	INT	M50	56:57 (20)	94:41 (24)	151:38
21st	2338	John Mather	LOG	M50	58:45 (23)	93:06 (23)	151:51
22nd	2992	Peter Stagg	BOK	M50	62:39 (31)	92:50 (22)	155:29
23rd	1910	Steven Hayter	DEVON	M50	59:22 (24)	97:40 (28)	157:02
24th	2672	Ian Porter	SROC	M50	59:46 (27)	98:10 (29)	157:56
25th	2392	Peter McLuckie	MOR	M50	63:14 (32)	97:06 (27)	160:20
26th	2415	John Methven	BKO	M50	64:39 (36)	96:17 (25)	160:56
27th	2888	Steven Scott	INVOC	M50	59:42 (26)	101:34 (33)	161:16
28th	3142	Angus Tyner	Setanta	M50	71:34 (44)	90:33 (19)	162:07
29th	1202	Steven Breeze	WCOC	M50	62:20 (30)	100:06 (32)	162:26
30th	1882	Mike Harrison	WCOC	M50	67:08 (42)	97:00 (26)	164:08
31st	1059	Scott Bailey	BOK	M50	75:07 (47)	91:37 (21)	166:44
32nd	1234	Eoin Browne	GEN	M50	64:39 (36)	103:03 (34)	167:42
33rd	2083	Philip Johnston-Davis	RAFO	M50	55:59 (18)	112:27 (43)	168:26
34th	2141	Simon Kippin	TVOC	M50	64:41 (38)	105:22 (36)	170:03
35th	3150	Richard Vasey	LVO	M50	63:48 (34)	107:14 (38)	171:02
36th	1744	Paul Gebbett	BOK	M50	66:39 (40)	107:25 (39)	174:04
37th	1077	Marc Balston	SARUM	M50	71:54 (45)	107:50 (40)	179:44
38th	1464	Littledave Cumins	SO	M50	81:47 (51)	98:59 (30)	180:46
39th	1417	Finlo Cottier	ECKO	M50	81:47 (51)	103:17 (35)	185:04
40th	2590	Adrian Parker	CLARO	M50	84:11 (56)	108:45 (41)	192:56
41st	3347	Alan Yule	SO	M50	65:34 (39)	128:58 (51)	194:32
42nd	1003	Nick Abbott	HOC	M50	83:59 (55)	111:01 (42)	195:00
43rd	1945	Alistair Hindle	ESOC	M50	66:56 (41)	128:38 (50)	195:34
44th	1747	Chris Gibbins	AIRE	M50	82:01 (53)	114:13 (45)	196:14
45th	2169	Cameron Lamond	SN	M50	84:40 (57)	114:17 (46)	198:57
46th	3291	Rob Woods	RAFO	M50	83:54 (54)	123:28 (49)	207:22
47th	1951	Terence Hoare	BOC	M50	86:43 (58)	121:29 (48)	208:12
48th	1911	James Ian Hayward	BOK	M60	94:22 (61)	117:48 (47)	212:10
49th	2583	Jeff Pakes	QO	M50	81:17 (49)	148:18 (53)	229:35
50th	2530	Martin O'Donnell	GEN	M50	103:59 (62)	152:26 (54)	256:25
51st	1075	Guy Balmer	DEVON	M50	105:04 (63)	169:52 (56)	274:56
52nd	2979	Erling Søyland	Fredrikstad Skiklubb	M50	143:04 (69)	142:28 (52)	285:32
53rd	2084	Terry Johnstone	ESOC	M55	109:08 (65)	203:27 (57)	312:35
	2738	Anthony Raven	SWOC	M50	86:57 (59)	w14	-
	1729	Richard Gamble	LVO	M50	92:08 (60)	m20-21	-
	2877	Christian Saxtoft	BOK	M60	73:40 (46)	m17	-
	1541	David Dixon	HH	M50	w5	113:00 (44)	-
	2669	Chris Poole	CLOK	M50	-	99:00 (31)	-
	1493	Espen Danevad	Fredrikstad Skiklubb	M50	41:58 (3)	m1	-
	1525	Simon Deeks	SAX	M50	63:21 (33)	m17 m20-23	-
	2716	Fraser Purves	FVO	M50	53:58 (14)	w14	-
	1305	Jean-Pierre Carraud	SOS	M50	w7	169:32 (55)	-
	1478	Arnstein Dale	OL Vallset/Stange	M50	80:17 (48)	w14	-

JK 2023 - Day 3 - Long

April 09, 2023

OVERALL RESULTS

M50L

















Pos	No.	Name	Club		Age Class	E2 Pos	E3 Pos	Time
	2649	Julian Pieters	SYO		M50	-	105:30 (37)	-
	1965	Steve Holmes	WCOC		M50	55:12 (15)	-	-
	1998	Jason Howell	HOC		M50	58:41 (22)	-	-
	1976	Mike Hooper	LOC		M50	62:05 (29)	-	-
	2199	Rob Leathley	SO		M50	67:18 (43)	-	-
	1798	John Green	CLOK		M50	81:37 (50)	-	-
	2408	Edward Mellor	SELOC		M50	105:47 (64)	-	-
	1803	Doug Greenwood	SOC		M50	112:35 (66)	-	-
	2514	Jim Nickolls	QO		M55	117:31 (67)	-	-
	1532	Graham Denney	SAX		M50	119:06 (68)	-	-

JK 2023 - Day 3 - Long

April 09, 2023

OVERALL RESULTS

M50S

Pos	No.	Name	Club	Age Class	E2 Pos	E3 Pos	Time
1st	1935	Stefan Hess	OLV Zug	 M50	51:46 (1)	85:53 (1)	137:39
2nd	2518	Ola Nilsen	Oppsal Orientering	 M50	67:55 (3)	113:06 (6)	181:01
3rd	2634	Duncan Perry	BOK	 M50	80:09 (7)	110:32 (5)	190:41
4th	2372	Kenneth McDonald	INVOC	 M50	71:12 (4)	144:57 (9)	216:09
5th	1485	Matthias Kalle Dalheimer	IK Vikings OK	 M50	71:46 (5)	160:10 (11)	231:56
6th	1087	Andrew Barker-Pilsworth	RAFO	 M50	87:28 (8)	155:47 (10)	243:15
7th	2089	Edward Jones	DEE	 M50	123:55 (9)	142:43 (7)	266:38
	3304	Nikolay Yanev	SLOW	 M50	m11-12	m9-21	-
	1336	Paul Chapman	MAROC	 M50	-	88:28 (2)	-
	2342	Tom Matthew	SROC	 M50	-	99:08 (3)	-
	1798	John Green	CLOK	 M50	-	108:14 (4)	-
	1803	Doug Greenwood	SOC	 M50	-	143:48 (8)	-
	1741	Mike Garvin	SLOW	 M50	-	m6 m9-16	-
	1532	Graham Denney	SAX	 M50	-	m11-12 m18-19	-
	2965	Bobby Smyth	NWOC	 M50	65:19 (2)	-	-
	1668	Ricardo Fernandes	HALO	 M50	74:05 (6)	-	-

JK 2023 - Day 3 - Long

April 09, 2023

OVERALL RESULTS

M55L

Pos	No.	Name	Club	Age Class	E2 Pos	E3 Pos	Time
1st	2171	Alistair Landels	OD	M55	34:08 (2)	51:29 (1)	85:37
2nd	2249	James Logue	EPOC	M55	35:29 (3)	52:14 (2)	87:43
3rd	2329	Simon Martland	EPOC	M55	35:46 (4)	55:33 (3)	91:19
4th	2623	David Peel	SYO	M55	33:50 (1)	59:34 (5)	93:24
5th	3176	Martin Ward	SYO	M55	39:09 (11)	59:09 (4)	98:18
6th	2602	Richard Parkin	DVO	M55	37:26 (9)	61:56 (6)	99:22
7th	1259	Nigel Bunn	TVOC	M55	36:00 (5)	65:06 (8)	101:06
8th	1460	Jon Cross	FVO	M55	36:29 (6)	68:45 (12)	105:14
9th	1815	Tim Griffin	GRAMP	M55	41:06 (13)	66:33 (9)	107:39
10th	2818	Eric Roller	Järfälla OK	M55	38:45 (10)	69:01 (13)	107:46
11th	2035	Simon Hunter	WCOC	M55	44:07 (18)	64:09 (7)	108:16
12th	1107	Richard Baxter	SYO	M55	42:01 (15)	68:06 (11)	110:07
13th	1941	Darrell High	SO	M55	42:50 (17)	67:55 (10)	110:45
14th	2685	Ifor Powell	BOK	M55	41:24 (14)	71:40 (16)	113:04
15th	2001	Nick Howlett	LOC	M55	45:51 (23)	70:00 (14)	115:51
16th	3259	Stephen Wilson	CLYDE	M55	44:43 (20)	71:23 (15)	116:06
17th	1394	Neil Conway	AIRE	M55	42:02 (16)	74:23 (19)	116:25
18th	1572	John Duckworth	DVO	M55	40:37 (12)	75:51 (24)	116:28
19th	2047	Alan Irving	WCOC	M55	45:41 (22)	73:01 (17)	118:42
20th	2246	Richard Lloyd	LOK	M55	44:22 (19)	74:50 (20)	119:12
21st	1285	Andrew Campbell	MOR	M55	47:48 (29)	75:20 (21)	123:08
22nd	2351	Charles Mayes	CLOK	M55	45:27 (21)	80:15 (34)	125:42
23rd	2964	Iain Smith-Ward	LOC	M55	53:33 (42)	75:20 (21)	128:53
24th	3282	Mark Wood	FVO	M55	52:33 (37)	77:19 (26)	129:52
25th	2575	Matthew Owen	BOK	M55	52:57 (39)	77:19 (26)	130:16
26th	3123	Jim Trueman	MDOC	M55	47:00 (26)	83:48 (41)	130:48
27th	4109	Duncan Harris	DEE	M55	56:55 (53)	75:30 (23)	132:25
28th	3154	Alan Velecky	SO	M55	53:09 (40)	79:30 (32)	132:39
29th	1120	Dai Bedwell	DVO	M55	55:37 (48)	77:59 (29)	133:36
30th	1587	David Eades	INT	M55	59:58 (60)	73:46 (18)	133:44
31st	1173	Brendan Bolland	WAROC	M55	54:27 (45)	79:25 (31)	133:52
32nd	2533	Brendan O'Brien	KerryO	M55	46:20 (25)	87:50 (46)	134:10
33rd	2851	Brian Rowe	GEN	M55	56:48 (52)	77:51 (28)	134:39
34th	1674	Kevin Fielding	HH	M55	51:20 (33)	83:33 (38)	134:53
35th	1867	George Hare	NATO	M55	53:12 (41)	82:04 (36)	135:16
36th	2756	Andy Reynolds	DEVON	M55	57:05 (55)	79:08 (30)	136:13
37th	3059	Paul Taylor	SYO	M55	49:20 (31)	87:12 (45)	136:32
38th	2768	Clive Richardson	WRE	M55	60:26 (62)	77:11 (25)	137:37
39th	3238	Justin Williams	LOG	M55	55:43 (50)	83:39 (40)	139:22
40th	1312	John Casey	SEVO	M55	53:39 (43)	86:07 (43)	139:46
41st	2095	Pauly-D Jones	DEE	M55	54:16 (44)	85:45 (42)	140:01
42nd	1337	Peter Chapman	SO	M55	60:32 (63)	79:36 (33)	140:08
43rd	2900	Richard Sharp	TVOC	M55	55:38 (49)	86:38 (44)	142:16
44th	2908	Jon Shepherd	INVOC	M55	62:45 (67)	82:35 (37)	145:20
45th	2931	Martin Skinner	WCOC	M55	47:29 (28)	102:26 (62)	149:55
46th	1949	Steve Hinshelwood	WAOC	M55	69:36 (80)	80:59 (35)	150:35
47th	1264	Tony Burton	MV	M55	50:27 (32)	100:31 (56)	150:58
48th	2270	Colin Lynch	SYO	M55	48:32 (30)	105:04 (65)	153:36
49th	2641	Stefan Peykov	SLOW	M55	56:56 (54)	98:14 (52)	155:10
50th	2656	David Pilling	BOK	M55	64:03 (72)	92:20 (49)	156:23
51st	2606	Rupert Parkinson	FVO	M55	59:56 (59)	100:59 (58)	160:55
52nd	3106	David Todd	SYO	M55	59:22 (57)	104:39 (63)	164:01
53rd	1937	Alan Hickling	SAX	M55	59:45 (58)	104:49 (64)	164:34
54th	2809	Richard Robinson	ThOR	M55	64:31 (73)	100:49 (57)	165:20
55th	1898	Sean Hassett	Setanta	M55	69:39 (81)	97:07 (51)	166:46
56th	2867	Colin Salisbury	INVOC	M55	64:42 (74)	102:09 (61)	166:51
57th	2184	Francesco Lari	DVO	M55	63:38 (69)	105:21 (66)	168:59
58th	1601	Mark Edwards	SROC	M55	63:21 (68)	108:18 (67)	171:39
59th	2247	David Lobley	DFOK	M55	76:23 (87)	98:20 (53)	174:43
60th	1957	Trevor Hoey	FVO	M55	77:51 (90)	99:24 (54)	177:15
61st	1546	Aleksei Dnestrovskii	TVOC	M55	55:02 (47)	122:26 (75)	177:28
62nd	1746	Mark George	NOR	M55	56:19 (51)	121:25 (74)	177:44
63rd	2410	Derick Mercer	BKO	M55	67:11 (77)	110:52 (69)	178:03

JK 2023 - Day 3 - Long

April 09, 2023

OVERALL RESULTS

M55L

Pos	No.	Name	Club	Age Class	E2 Pos	E3 Pos	Time
64th	1686	Russell Finch	OD	M55	76:49 (88)	102:02 (60)	178:51
65th	1669	John Ferris-Worth	BL	M55	64:01 (71)	116:44 (73)	180:45
66th	1320	Stephen Chafer	LEI	M55	70:05 (82)	110:53 (70)	180:58
67th	1820	Tony Grover	HH	M55	70:07 (83)	112:51 (71)	182:58
68th	1980	Rupert Hornby	MOR	M55	63:43 (70)	123:34 (77)	187:17
69th	1919	Andrew Henderson	WAOC	M55	105:11 (103)	88:41 (47)	193:52
70th	3054	Mel Taylor	SAX	M55	66:09 (76)	127:53 (81)	194:02
71st	2325	Paul Martin	SN	M55	67:53 (78)	126:17 (80)	194:10
72nd	1639	Jim Evans	WAROC	M55	57:05 (55)	137:17 (82)	194:22
73rd	3364	Duncan Conway	LOC	M55	74:06 (85)	122:48 (76)	196:54
74th	2778	Richard Rigby	CLOK	M55	80:21 (93)	125:24 (79)	205:45
75th	3068	Clive Thomas	MWOC	M55	77:51 (90)	137:41 (83)	215:32
76th	3379	Stephen Lee-Jones	BOK	M55	90:48 (99)	125:20 (78)	216:08
77th	2124	Derek Kennedy	SOLWAY	M55	106:45 (105)	114:46 (72)	221:31
78th	2482	Christopher Murray	CNOC	M55	102:29 (101)	142:26 (86)	244:55
79th	2945	Bruno Smith	WSX	M55	102:52 (102)	173:50 (88)	276:42
	1149	Steve Birkinshaw	WCOC	M55	37:07 (8)	m20	-
	2589	Bert Park	SUFFOC	M55	86:34 (95)	m15	-
	1985	Steven Horsler	WIM	M55	80:23 (94)	rtd	-
	1298	Max Carcas	INT	M55	54:44 (46)	w17	-
	1221	Jon Brooke	WSX	M55	w14	83:36 (39)	-
	2478	Joe Murphy	SROC	M55	m4	90:59 (48)	-
	2466	Simon Moss	SLOW	M55	-	139:47 (84)	-
	2950	Craig Smith	BOK	M55	75:43 (86)	rtd	-
	1902	Mark Hawker	BL	M55	m5	100:10 (55)	-
	2144	Andrew Kitchin	INT	M55	60:15 (61)	m1-16	-
	2664	Andrew Pitcher	DFOK	M55	m10	m13	-
	2232	Mark Light	SOC	M55	m3 m6	109:43 (68)	-
	2998	Ben Stansfield	FVO	M55	36:50 (7)	m19	-
	1737	James Garnett	SYO	M55	69:21 (79)	w13	-
	1438	Stuart Crawford	WCOC	M55	61:06 (64)	m3-22	-
	3229	Jeremy Wilkinson	AIRE	M55	m8	149:42 (87)	-
	3102	Mark Tipuric	WRE	M55	rtd	m12-22	-
	2401	Andrew McRoyall	EBOR	M55	-	101:05 (59)	-
	2396	Tom McMurtrie	DEVON	M55	m5	95:05 (50)	-
	2020	Greg Hull	AIRE	M55	-	139:53 (85)	-
	1290	Robert Campbell	LOC	M55	46:09 (24)	-	-
	3206	Dil Wetherill	WAOC	M55	47:14 (27)	-	-
	1205	Mick Brett	BAOC	M55	51:49 (34)	-	-
	3030	Andy Sykes	DVO	M55	52:17 (35)	-	-
	3087	Simon Thompson	HOC	M55	52:30 (36)	-	-
	1127	Alan Bennett	MAROC	M55	52:49 (38)	-	-
	1158	Craig Blackford	BADO	M55	61:37 (65)	-	-
	3007	Iain Stemp	WAOC	M55	62:14 (66)	-	-
	2578	Nigel Owens	SYO	M55	65:07 (75)	-	-
	1706	Alex Forrest	SYO	M55	72:48 (84)	-	-
	2378	Roy McGregor	SROC	M55	76:50 (89)	-	-
	1764	Rich Golding	BKO	M55	78:15 (92)	-	-
	1354	David Cladingboel	LEI	M55	86:35 (96)	-	-
	2218	Andrew Lewis	WCH	M55	88:12 (97)	-	-
	2754	Markus Reuber		M55	90:15 (98)	-	-
	2477	Ian Murphy	Fingal	M55	94:45 (100)	-	-
	3203	Mark Webster	NOC	M55	105:58 (104)	-	-
	2952	Iain Smith	MDOC	M55	m13	-	-
	3144	John Tzanetis	DFOK	M55	w14	-	-

JK 2023 - Day 3 - Long

April 09, 2023

OVERALL RESULTS

M55S

Pos	No.	Name	Club	Age Class	E2 Pos	E3 Pos	Time
1st	1335	Mark Chapman	SYO	M55	42:03 (4)	<u>69:24 (1)</u>	111:27
2nd	1414	Tony Cotter	BOC	M55	41:22 (2)	75:15 (3)	116:37
3rd	2385	Steve McKinley	SN	M55	44:43 (6)	72:13 (2)	116:56
4th	2610	Simon Patton	FVO	M55	<u>34:50 (1)</u>	84:38 (10)	119:28
5th	2031	Simon Hunt	FVO	M55	41:57 (3)	81:40 (8)	123:37
6th	3214	Matt White	LEI	M55	43:21 (5)	83:53 (9)	127:14
7th	1181	Andy Bowes	CLARO	M55	56:27 (13)	79:40 (6)	136:07
8th	3187	David Wathey	MDOC	M55	49:03 (8)	87:59 (13)	137:02
9th	2957	Peter Smith	SOC	M55	51:48 (10)	85:30 (11)	137:18
10th	2512	Hugh Nicholson	GRAMP	M55	46:56 (7)	91:42 (16)	138:38
11th	1282	Thomas Callery	SEVO	M55	52:41 (11)	91:33 (15)	144:14
12th	2838	Finlay Ross	ESOC	M55	58:27 (15)	88:57 (14)	147:24
13th	1721	Stephen Fry	CLARO	M55	68:31 (22)	79:30 (5)	148:01
14th	2831	Vince Roper	SLOW	M55	49:42 (9)	103:05 (23)	152:47
15th	1717	Andrew French	WIM	M55	67:19 (20)	86:27 (12)	153:46
16th	1435	Robert Cranston	RR	M55	57:23 (14)	100:10 (20)	157:33
17th	3321	Roland Zahner	OLV Zug	M55	61:02 (17)	100:15 (21)	161:17
18th	2178	Peter Langmaid	HOC	M55	67:45 (21)	99:44 (19)	167:29
19th	1730	Ian Gamlen	COBOC	M55	68:42 (23)	104:54 (25)	173:36
20th	1671	Tim Field		M55	76:36 (29)	100:34 (22)	177:10
21st	1319	Ian Chafer	HOC	M55	73:09 (27)	104:34 (24)	177:43
22nd	2420	Duncan Milne	BOK	M55	65:26 (18)	131:40 (28)	197:06
23rd	3167	Anthony Walker	TVOC	M55	76:33 (28)	130:10 (27)	206:43
24th	1997	Kevin Howe	BOK	M55	60:33 (16)	151:25 (29)	211:58
	1590	Mark Earnshaw	LVO	M55	m5	98:41 (18)	-
	3203	Mark Webster	NOC	M55	-	97:16 (17)	-
	3144	John Tzanetis	DFOK	M55	-	113:15 (26)	-
	2378	Roy McGregor	SROC	M55	-	rtd	-
	2477	Ian Murphy	Fingal	M55	-	161:39 (30)	-
	2952	Iain Smith	MDOC	M55	-	163:57 (31)	-
	2183	Pascal Lardet	FVO	M55	68:55 (24)	m8-12	-
	1354	David Cladingboel	LEI	M55	-	m8-13	-
	3030	Andy Sykes	DVO	M55	-	75:48 (4)	-
	1127	Alan Bennett	MAROC	M55	-	80:28 (7)	-
	2255	John Lonsdale	NN	M55	54:02 (12)	-	-
	2541	Chris O'Donnell	DVO	M55	65:31 (19)	-	-
	3313	Ciaran Young	Fingal	M55	69:25 (25)	-	-
	2067	Paul Jarvis	MDOC	M55	70:35 (26)	-	-
	1502	Jon Darley	GO	M55	76:46 (30)	-	-
	2127	Rich Kerswell	WAOC	M55	85:05 (31)	-	-
	1100	Marcus Bateman	SUFFOC	M55	89:45 (32)	-	-

JK 2023 - Day 3 - Long

April 09, 2023

OVERALL RESULTS

M60L

Pos	No.	Name	Club	Age Class	E2 Pos	E3 Pos	Time
1st	1837	Clive Hallett	BOK	M60	30:59 (1)	58:54 (1)	89:53
2nd	1864	Quentin Harding	CLARO	M60	37:39 (3)	61:21 (2)	99:00
3rd	2563	Robin Orr	CLYDE	M60	37:31 (2)	66:25 (3)	103:56
4th	2592	Dan Parker	BL	M60	37:51 (4)	69:12 (6)	107:03
5th	2406	Roland Meister	OLG Dachsen	M60	38:11 (6)	69:19 (7)	107:30
6th	1622	Jonathan Emberton	EPOC	M60	39:23 (8)	69:30 (8)	108:53
7th	2883	Phil Scarf	EPOC	M60	44:59 (23)	67:53 (4)	112:52
8th	1632	Simon Errington	HH	M60	38:31 (7)	74:30 (10)	113:01
9th	2622	Mike Pedley	EPOC	M60	39:39 (9)	74:57 (11)	114:36
10th	1409	Brian Corbett	CorkO	M60	46:05 (25)	68:55 (5)	115:00
11th	2485	Jon Musgrave	MAROC	M60	43:18 (19)	73:40 (9)	116:58
12th	2875	Mark Saunders	BOK	M60	41:35 (13)	76:26 (12)	118:01
13th	1368	James Clemence	SWOC	M60	41:17 (11)	78:34 (19)	119:51
14th	2890	Mark Seddon	SELOC	M60	42:16 (18)	77:44 (17)	120:00
15th	1125	Iain Bell	DEE	M60	46:35 (27)	76:43 (14)	123:18
16th	2190	David Lawson	OD	M60	42:09 (15)	81:17 (22)	123:26
17th	2077	Mike Johnson	SROC	M60	46:50 (28)	77:03 (15)	123:53
18th	2345	Ian Maxwell	RR	M60	42:10 (16)	82:03 (23)	124:13
19th	1863	Kevin Harding	HH	M60	46:27 (26)	78:29 (18)	124:56
20th	1165	Robert Bloor	INT	M60	41:54 (14)	83:11 (24)	125:05
21st	3065	Roger Thetford	TVOC	M60	46:54 (29)	78:52 (20)	125:46
22nd	3202	Steve Webb	AIRE	M60	51:24 (44)	77:21 (16)	128:45
23rd	1217	Charles Bromley Gardner	BAOC	M60	52:19 (49)	76:36 (13)	128:55
24th	2234	Nicholas Lightfoot	SYO	M60	44:28 (20)	86:16 (26)	130:44
25th	1713	Paul Fox	SN	M60	44:37 (21)	88:22 (30)	132:59
26th	1187	Andrew Bradley	WCOC	M60	51:46 (45)	84:18 (25)	136:04
27th	1768	Sam Gomersall	GRAMP	M60	44:38 (22)	92:25 (34)	137:03
28th	1004	Graeme Ackland	INT	M60	49:07 (33)	89:08 (31)	138:15
29th	3079	Roger Thomas	WCOC	M60	51:14 (42)	87:13 (27)	138:27
30th	2268	Pär Lundqvist	Sundbybergs IK	M60	49:07 (33)	90:11 (32)	139:18
31st	2612	Richard Pay	WRE	M60	49:59 (37)	91:29 (33)	141:28
32nd	2437	Adrian Moir	SWOC	M60	49:54 (36)	93:33 (37)	143:27
33rd	1010	Mark Adams	HH	M60	45:50 (24)	97:57 (48)	143:47
34th	2907	Iain Shepherd	INVOC	M60	50:35 (40)	93:16 (35)	143:51
35th	1321	Dave Chaffey	DVO	M60	48:36 (32)	95:36 (43)	144:12
36th	2448	Simon Moore	BKO	M60	48:19 (30)	96:04 (45)	144:23
37th	2858	Stephan Rudolf	SLOW	M60	50:15 (38)	94:30 (38)	144:45
38th	1804	Michael Greenwood	GRAMP	M60	49:33 (35)	95:35 (42)	145:08
39th	2068	Steve Jarvis	SO	M60	50:20 (39)	95:06 (40)	145:26
40th	3063	Tim Tett	SYO	M60	58:04 (64)	87:33 (29)	145:37
41st	2025	Tim Hulley	SO	M60	51:21 (43)	95:44 (44)	147:05
42nd	2667	Chris Pollitt	WCOC	M60	52:23 (50)	95:01 (39)	147:24
43rd	2409	Iain Mennie	CLYDE	M60	67:25 (78)	81:13 (21)	148:38
44th	2500	Phil Newall	KERNO	M60	56:29 (58)	93:27 (36)	149:56
45th	3194	Graham Watson	WCOC	M60	52:04 (47)	98:14 (49)	150:18
46th	2958	Phil Smith	AYROC	M60	55:19 (55)	97:06 (46)	152:25
47th	2364	Pat McCavana	GEN	M60	55:52 (56)	99:08 (50)	155:00
48th	1529	Steve Dempsey	SYO	M60	48:35 (31)	107:44 (59)	156:19
49th	3311	Andrew Yeates	WCH	M60	52:06 (48)	104:29 (54)	156:35
50th	2253	Gary Longhurst	FVO	M60	69:37 (80)	87:16 (28)	156:53
51st	2137	Robert King	AIRE	M60	59:25 (66)	97:29 (47)	156:54
52nd	3217	Roger Whitehead	MDOC	M60	62:59 (74)	95:07 (41)	158:06
53rd	1645	Nick Evans	WCOC	M60	53:51 (52)	104:32 (55)	158:23
54th	1973	Chris Hooker	SO	M60	41:29 (12)	117:39 (68)	159:08
55th	2251	Mike Long	Ajax	M60	57:33 (61)	102:32 (52)	160:05
56th	2013	Ian Hughes	WCH	M60	50:57 (41)	109:56 (61)	160:53
57th	3227	Clive Wilkinson	SUFFOC	M60	56:06 (57)	105:17 (56)	161:23
58th	2780	Andy Rimes	QO	M60	53:34 (51)	108:24 (60)	161:58
59th	1060	Steve Bailey	SN	M60	61:37 (69)	102:02 (51)	163:39
60th	2319	Ian Marshall	AIRE	M60	57:34 (62)	106:32 (57)	164:06
61st	1429	Anthony Cox	COLE	M60	57:58 (63)	107:26 (58)	165:24
62nd	1172	Tim Boden	LOC	M60	58:15 (65)	111:00 (63)	169:15
63rd	1679	Alex Finch	SROC	M60	55:10 (54)	116:49 (67)	171:59

JK 2023 - Day 3 - Long

April 09, 2023

OVERALL RESULTS

M60L

Pos	No.	Name	Club	Age Class	E2 Pos	E3 Pos	Time
64th	3158	David Vincent	DVO	M60	62:26 (71)	113:22 (65)	175:48
65th	1325	Adrian Chapman	LOG	M60	65:11 (76)	116:28 (66)	181:39
66th	3275	Adrian Wise	SN	M60	64:52 (75)	121:29 (72)	186:21
67th	2112	Geoff Keenan	DEVON	M60	84:12 (100)	103:21 (53)	187:33
68th	1348	Michael Chopping	RAFO	M60	61:20 (68)	127:43 (76)	189:03
69th	1268	Jeff Butt	SARUM	M60	70:10 (82)	119:36 (70)	189:46
70th	2732	Graham Ramsden	CLARO	M60	78:35 (92)	112:44 (64)	191:19
71st	1936	Rob Hick	WSX	M60	69:53 (81)	122:52 (73)	192:45
72nd	3322	Peteris Zarins	Mona	M60	65:48 (77)	128:55 (77)	194:43
73rd	1191	John Brammer	DEE	M60	74:02 (88)	126:39 (74)	200:41
74th	1972	Rini Hoogkamer	NOR	M60	81:16 (95)	120:43 (71)	201:59
75th	3344	Ian Teasdale	WCOC	M60	83:09 (98)	119:24 (69)	202:33
76th	2632	Steve Perkins	BOC	M60	73:22 (85)	132:53 (78)	206:15
77th	1384	Geoffrey Collins	LVO	M60	73:57 (87)	133:59 (79)	207:56
78th	1278	Clive Caffall	NGOC	M60	75:27 (89)	134:55 (80)	210:22
79th	2769	Dave Richardson	Fingal	M60	62:50 (73)	149:45 (86)	212:35
80th	2663	Ainis Pirtnieks	SWOC	M60	69:22 (79)	144:28 (82)	213:50
81st	2830	Edmund Rooney	RR	M60	90:56 (105)	127:04 (75)	218:00
82nd	1132	Greg Best	NGOC	M60	70:41 (83)	147:40 (84)	218:21
83rd	1035	Michel Arsac-England	ALTAIR	M60	82:42 (96)	140:43 (81)	223:25
84th	2675	David Potter	BOK	M60	76:46 (91)	148:21 (85)	225:07
85th	1752	Jonathan Gilbert	NOR	M60	71:09 (84)	158:42 (87)	229:51
86th	2670	Christopher Poole	TVOC	M60	83:36 (99)	160:18 (88)	243:54
87th	2644	Ian Phillips	NGOC	M60	85:44 (102)	163:04 (89)	248:48
88th	1272	Andrew Butterfield	GEN	M60	76:44 (90)	173:53 (90)	250:37
89th	1961	Geoffrey Hollins	POTOC	M65	111:34 (111)	146:13 (83)	257:47
90th	2313	David Marsh	SO	M60	92:09 (106)	175:10 (91)	267:19
91st	2326	Peter Martin	MV	M60	97:26 (108)	184:48 (92)	282:14
	2793	David Robertson	ESOC	M60	85:16 (101)	m13-17 m19-22	-
	3255	Paul Wilson	SO	M60	89:59 (103)	m13-18 m20-22	-
	1660	Stephen Fellbaum	LOC	M60	82:54 (97)	m5-18 m20-22	-
	2863	Vaughan Ryan	BOC	M60	149:26 (114)	m23	-
	2301	Rod Mansel	SUFFOC	M60	93:03 (107)	w13 rtd	-
	2776	Andrew Ridgway	NOC	M60	-	m20-22	-
	1611	Andy Ellis	PFO	M60	79:15 (93)	m13-18 m20-23	-
	2206	Robert Lee	INT	M60	38:04 (5)	w8	-
	1899	Jon Hateley	DEE	M60	39:53 (10)	m11	-
	2861	Anthony Rutter	SROC	M60	-	110:49 (62)	-
	2045	Duncan Innes	SWOC	M60	57:15 (60)	m5-15	-
	2885	Steve Schofield	NOC	M60	51:48 (46)	m12-17 m20-22	-
	1228	Keith Brown	ESOC	M60	42:15 (17)	-	-
	2468	Michael Muggeridge	HAVOC	M60	53:52 (53)	-	-
	2214	Howard Leslie	WCOC	M60	56:58 (59)	-	-
	2524	Paul Norman	SYO	M60	60:06 (67)	-	-
	3092	Andrew Thornton	MDOC	M60	62:03 (70)	-	-
	2579	Pete Owens	DEE	M60	62:43 (72)	-	-
	3283	Paul Wood	AIRE	M60	73:26 (86)	-	-
	2551	John O'Donovan	CorkO	M60	79:25 (94)	-	-
	1647	Timothy Evans	CLARO	M60	90:37 (104)	-	-
	2715	Donald Purves	EBOR	M60	102:32 (109)	-	-
	2707	Mark Pruzina	LVO	M60	106:04 (110)	-	-
	1551	Ciaran Donaghy	GEN	M60	119:20 (112)	-	-
	1586	Sara Dyer	BO	W65	121:44 (113)	-	-
	2761	Niall Reynolds	SBOC	M60	m3-15	-	-

JK 2023 - Day 3 - Long

April 09, 2023

OVERALL RESULTS

M60S

Pos	No.	Name	Club	Age Class	E2 Pos	E3 Pos	Time
1st	2244	Graham Lloyd	EPOC	M60	<u>35:22</u> (1)	62:34 (2)	97:56
2nd	3273	Andre Wirz	swissotours.ch	M60	38:15 (3)	66:04 (3)	104:19
3rd	1395	Phil Conway	GO	M60	43:57 (6)	<u>61:46</u> (1)	105:43
4th	1365	Ronan Cleary	LOK	M60	39:04 (4)	68:42 (4)	107:46
5th	2259	Graham Louth	WAOC	M60	36:47 (2)	76:34 (7)	113:21
6th	1058	Rob Bailey	CLOK	M60	41:36 (5)	80:15 (8)	121:51
7th	1466	Richard Cummings	WCOG	M60	48:08 (10)	74:52 (6)	123:00
8th	1369	Peter Clerici	OLV Zug	M60	56:36 (17)	74:17 (5)	130:53
9th	1455	David Cronk	WAOC	M60	45:21 (7)	86:54 (13)	132:15
10th	1785	Neil Gostick	HH	M60	50:19 (12)	83:16 (10)	133:35
11th	2724	Nigel Quinton	HH	M60	46:57 (9)	88:27 (14)	135:24
12th	3183	Julian Warren	NN	M60	53:40 (14)	83:37 (11)	137:17
13th	2024	Nigel Hulley	LOC	M60	59:37 (19)	82:07 (9)	141:44
14th	1056	Peter Avis	AIRE	M60	58:07 (18)	84:42 (12)	142:49
15th	1487	Ken Daly	INT	M60	53:33 (13)	92:02 (16)	145:35
16th	1085	Hugo Barker	FVO	M60	54:52 (16)	94:28 (18)	149:20
17th	3072	Graham Thomas	SAX	M60	60:48 (20)	100:30 (21)	161:18
18th	3342	Colin Jackson	HAVOC	M60	62:15 (22)	104:02 (22)	166:17
19th	2209	Andrew Leedham	LOC	M60	76:11 (27)	92:36 (17)	168:47
20th	1454	Simon Crocker	DEE	M60	60:48 (20)	110:49 (24)	171:37
21st	2608	Jon Paton	SN	M60	64:48 (24)	106:52 (23)	171:40
22nd	3222	Donal Wickham	Ajax	M60	63:08 (23)	119:23 (26)	182:31
23rd	1296	Jon Carberry	SROC	M60	67:23 (25)	122:38 (27)	190:01
24th	3162	David Vinsen	NOR	M60	73:40 (26)	154:44 (30)	228:24
25th	1277	Pat Cadogan	CorkO	M60	92:25 (30)	137:27 (28)	229:52
26th	1012	Neil Adams	LOC	M60	144:34 (33)	111:19 (25)	255:53
27th	2842	Richard Rossington	BOK	M60	90:04 (29)	184:31 (32)	274:35
	1250	Keith Buchanan	NGOC	M60	m7 m9	157:58 (31)	-
	3092	Andrew Thornton	MDOC	M60	-	89:26 (15)	-
	2707	Mark Pruzina	LVO	M60	-	95:44 (19)	-
	1983	Graham Horrocks	DEE	M60	-	138:26 (29)	-
	1263	Eric Burton	SELOC	M60	81:51 (28)	rtd	-
	2715	Donald Purves	EBOR	M60	-	99:48 (20)	-
	1654	Graham Farley	LOC	M60	46:17 (8)	-	-
	2092	Keith Jones	WAROC	M60	48:39 (11)	-	-
	1903	Clive Hawkes	SO	M60	53:57 (15)	-	-
	2855	Simon Rowlett	MV	M60	100:21 (31)	-	-
	2037	Ed Hutt	BL	M60	100:34 (32)	-	-

JK 2023 - Day 3 - Long

April 09, 2023

OVERALL RESULTS

M65L

Pos	No.	Name	Club	Age Class	E2 Pos	E3 Pos	Time
1st	2637	Donald Petrie	CLYDE	M65	34:10 (2)	<u>67:31</u> (1)	101:41
2nd	1398	Roger Coombs	MAROC	M65	<u>33:14</u> (1)	71:51 (4)	105:05
3rd	3129	John Tullie	RR	M65	40:56 (6)	68:31 (2)	109:27
4th	3119	Keith Tonkin	BL	M65	42:02 (11)	70:05 (3)	112:07
5th	1539	Ian Ditchfield	MV	M65	41:04 (7)	71:56 (5)	113:00
6th	1367	Gavin Clegg	WSX	M65	38:38 (3)	75:17 (8)	113:55
7th	1488	Robert Daly	GRAMP	M65	40:53 (5)	75:10 (7)	116:03
8th	2139	David Kingham	TVOC	M65	42:32 (12)	73:44 (6)	116:16
9th	2833	Alan Rosen	HH	M65	41:04 (7)	79:22 (11)	120:26
10th	1603	Philip Eeles	SOC	M65	39:41 (4)	80:46 (14)	120:27
11th	2722	Andrew Quickfall	SROC	M65	46:40 (23)	76:13 (9)	122:53
12th	2265	Mick Lucking	NOC	M65	43:35 (13)	80:33 (13)	124:08
13th	2087	Andy Jones	SLOW	M65	44:08 (14)	82:17 (16)	126:25
14th	1733	Richard Gardner	OD	M65	47:25 (28)	81:04 (15)	128:29
15th	1186	Paul Bradbury	SYO	M65	44:51 (17)	83:55 (18)	128:46
16th	1722	Derek Fryer	LOC	M65	44:49 (16)	84:05 (19)	128:54
17th	3099	Richard Tiley	LOC	M65	45:06 (20)	84:05 (19)	129:11
18th	1604	Barry Elkington	OD	M65	41:43 (10)	87:40 (23)	129:23
19th	2250	Kevin Lomas	NOC	M65	50:09 (32)	80:29 (12)	130:38
20th	2097	Peter Jones	SN	M65	44:57 (18)	87:12 (22)	132:09
21st	1626	John Embrey	SROC	M65	54:26 (46)	78:06 (10)	132:32
22nd	2278	Alastair Mackenzie	CLOK	M65	46:35 (22)	86:41 (21)	133:16
23rd	1013	Paul Addison	DVO	M65	41:33 (9)	93:20 (27)	134:53
24th	1412	Steve Corrigan	EBOR	M65	46:55 (24)	89:40 (25)	136:35
25th	2121	Christopher Kelsey	BOK	M65	48:35 (29)	89:17 (24)	137:52
26th	2291	Peter Maliphant	BOK	M65	47:08 (25)	93:52 (29)	141:00
27th	1294	Graham Capper	SROC	M65	51:25 (38)	90:06 (26)	141:31
28th	2380	Graham McIntyre	INT	M65	45:38 (21)	96:28 (32)	142:06
29th	1578	Paul Duley	GRAMP	M65	51:55 (39)	95:14 (31)	147:09
30th	1555	John Dowty	SLOW	M65	64:25 (64)	83:41 (17)	148:06
31st	1386	Ray Collins	WCH	M65	52:40 (42)	97:49 (33)	150:29
32nd	1144	Stephen Bingham	MDOC	M65	58:29 (55)	93:22 (28)	151:51
33rd	2800	Andy Robinson	LOC	M65	50:40 (35)	101:14 (36)	151:54
34th	2176	Paul Lane	SARUM	M65	56:01 (51)	99:17 (34)	155:18
35th	1720	Mike Frizzell	BADO	M65	45:04 (19)	114:31 (49)	159:35
36th	3297	Christopher Wright	CLOK	M65	49:40 (31)	110:29 (41)	160:09
37th	1224	Dave Brown	HALO	M65	56:25 (53)	106:46 (40)	163:11
38th	2074	Graham Johnson	DVO	M65	64:06 (62)	99:46 (35)	163:52
39th	1711	Peter Foster	BOK	M65	63:06 (61)	101:41 (37)	164:47
40th	1595	Frank Edge	SN	M65	54:15 (45)	112:10 (44)	166:25
41st	1289	Nick Campbell	DEE	M65	54:54 (48)	112:26 (45)	167:20
42nd	1161	Simon Blanchflower	SAX	M65	52:37 (41)	115:25 (51)	168:02
43rd	2966	Mike Snell	ERYRI	M65	50:23 (34)	117:51 (56)	168:14
44th	1184	Kevin Bracher	SOC	M65	50:56 (36)	117:41 (55)	168:37
45th	1597	Steve Edmonds	DEVON	M65	51:13 (37)	117:32 (54)	168:45
46th	3170	Alan Wallis	SN	M65	54:32 (47)	114:38 (50)	169:10
47th	2236	Crawford Lindsay	ESOC	M65	55:32 (50)	114:08 (48)	169:40
48th	3022	Paul Street	SLOW	M65	64:44 (65)	106:43 (39)	171:27
49th	1295	Mike Capper	WAOB	M65	55:06 (49)	117:14 (53)	172:20
50th	1909	Peter Haynes	WAOB	M65	57:00 (54)	116:18 (52)	173:18
51st	2369	John McCullough	3ROC	M65	60:49 (57)	112:50 (46)	173:39
52nd	1766	Michael Goldthorpe	WRE	M65	53:01 (43)	122:19 (61)	175:20
53rd	1276	Ian Byford	HH	M65	53:34 (44)	125:50 (63)	179:24
54th	1265	Nigel Bush	MV	M65	62:58 (60)	119:15 (59)	182:13
55th	1495	Charles Daniel	BOK	M65	65:33 (67)	118:37 (57)	184:10
56th	1554	David Downes	WCOC	M65	56:11 (52)	129:35 (65)	185:46
57th	2528	Senan O' Boyle	CNOC	M65	77:11 (79)	110:57 (42)	188:08
58th	2242	Richard Llewellyn	NOC	M65	59:56 (56)	128:33 (64)	188:29
59th	1637	Andrew Evans	DFOK	M65	77:04 (78)	111:28 (43)	188:32
60th	2561	Mike O'Neil	NOC	M65	70:32 (74)	119:16 (60)	189:48
61st	1073	Dave Bales	BOF	M65	47:20 (26)	144:24 (71)	191:44
62nd	2476	Denis Murphy	LVO	M65	64:55 (66)	133:40 (67)	198:35
63rd	1209	John Briggs	BKO	M65	84:57 (81)	118:56 (58)	203:53

JK 2023 - Day 3 - Long

April 09, 2023

OVERALL RESULTS

M65L

Pos	No.	Name	Club	Age Class	E2 Pos	E3 Pos	Time
64th	3120	Ray Toomer	QO	M65	74:17 (76)	129:38 (66)	203:55
65th	1309	Peter Carter	AIRE	M65	64:17 (63)	139:45 (68)	204:02
66th	2452	Ian Moran	SOC	M65	104:44 (87)	103:39 (38)	208:23
67th	1591	Stephen Eastley	BL	M65	65:44 (68)	144:00 (70)	209:44
68th	2598	Kevin Parkes	HH	M65	86:30 (82)	124:22 (62)	210:52
69th	2411	Michael Merritt	SO	M65	70:53 (75)	150:11 (72)	221:04
70th	1275	Russell Buxton	DVO	M65	61:17 (58)	161:50 (75)	223:07
71st	2228	Terry Ley	BOC	M65	87:13 (83)	140:26 (69)	227:39
72nd	3329	Paul Williams	LOC	M65	68:18 (70)	163:36 (76)	231:54
73rd	2717	James Purves	RR	M65	61:30 (59)	186:08 (78)	247:38
74th	3069	David Thomas	SYO	M65	83:50 (80)	165:14 (77)	249:04
75th	1200	Mike Bray	SN	M65	139:31 (88)	201:13 (79)	340:44
	2479	Patrick Murphy	BOC	M65	m9-13	157:10 (73)	-
	3027	Colin Swallow	SN	M65	m14	113:03 (47)	-
	2339	Colin Matheson	FVO	M65	m5-11	m3-10 m14-18	-
	2096	Peter Jones	AIRE	M65	-	94:16 (30)	-
	3372	Matthew Cochrane	SROC	M65	69:04 (71)	m13-22	-
	1242	Bruce Bryant	OD	M65	49:09 (30)	m10-13 m17-18	-
	1821	Mikhail Gryaznevich	TVOC	M65	52:22 (40)	m12	-
	1215	Michael Broadhurst	NATO	M65	-	157:59 (74)	-
	2115	Andrew Kelly	CLARO	M65	44:39 (15)	-	-
	1800	Martin Green	MDOC	M65	47:21 (27)	-	-
	1678	Simon Filmore	LOC	M65	50:09 (32)	-	-
	2098	Peter Jones	AIRE	M65	67:19 (69)	-	-
	1517	Keith Dawson	INT	M65	70:14 (72)	-	-
	1198	Ian Bratt	Rand Orienteering Club	M65	70:24 (73)	-	-
	2713	Jerry Purkis	LOC	M65	76:44 (77)	-	-
	2504	David Nichol	AYROC	M65	89:22 (84)	-	-
	2267	Richard Lund	Rand Athletic Club Orienteers (RACO)	M65	90:27 (85)	-	-
	1396	Martin Cook	SMOC	M65	91:54 (86)	-	-
	2897	Paul Shannon	DEE	M65	m6-7	-	-

JK 2023 - Day 3 - Long

April 09, 2023

OVERALL RESULTS

M65S

Pos	No.	Name	Club	Age Class	E2 Pos	E3 Pos	Time
1st	2034	Mick Hunter		M65	<u>36:55</u> (1)	62:53 (4)	99:48
2nd	1152	John Birtwistle	CLARO	M65	44:45 (3)	55:39 (3)	100:24
3rd	3250	Clive Wilson	SYO	M65	42:47 (2)	64:12 (5)	106:59
4th	1214	John Broadhead	LOC	M65	47:05 (4)	66:18 (6)	113:23
5th	1857	David Hanstock	BOK	M65	65:25 (11)	78:15 (8)	143:40
6th	2765	Peter Ribbans	SWOC	M65	54:01 (9)	90:30 (11)	144:31
7th	2511	Philip Nichols	BL	M65	65:08 (10)	79:56 (9)	145:04
8th	1118	Charlie Beck	SN	M65	79:46 (14)	94:32 (12)	174:18
9th	3319	Dominic Yue		M65	119:46 (16)	103:28 (13)	223:14
	2982	Eddie Speak	MDOC	M65	-	70:26 (7)	-
	2108	Sten Karlsson	Uddevalla OK	M65	-	53:47 (2)	-
	1445	Andy Creber	NGOC	M65	-	<u>39:36</u> (1)	-
	1496	David Dann	MDOC	M65	m4-9	m8-10	-
	3097	Paul Tickner	WCOC	M65	68:39 (12)	m8	-
	2504	David Nichol	AYROC	M65	-	89:59 (10)	-
	3369	Tony Feltbower	OD	M65	50:55 (7)	m8	-
	3196	Paul Watson	BL	M65	50:01 (6)	m3-4	-
	2705	Ian Prosser	BAOC	M65	48:33 (5)	rtd	-
	2018	Richard Hughes	DEE	M65	74:01 (13)	rtd	-
	2574	John Owen	FVO	M65	-	105:17 (14)	-
	2535	Terry O'Brien, BEM	STAG	M65	52:05 (8)	-	-
	2976	Barry Sowerbutts	SOC	M65	117:10 (15)	-	-
	2353	Glyn Mayley	LOG	M65	m3-6	-	-
	1174	David Booker	NOC	M65	m8-11	-	-

JK 2023 - Day 3 - Long

April 09, 2023

OVERALL RESULTS

M70L




Pos	No.	Name	Club	Age Class	E2 Pos	E3 Pos	Time
1st	3218	Steve Whitehead	EBOR	M70	36:10 (2)	65:36 (2)	101:46
2nd	1894	Eddie Harwood	MOR	M70	<u>30:43 (1)</u>	76:57 (7)	107:40
3rd	1283	Christopher Calow	DEE	M70	43:03 (11)	<u>65:29 (1)</u>	108:32
4th	1164	Axel Blomquist	SN	M70	43:21 (13)	69:11 (3)	112:32
5th	2384	Don McKerrow	SLOW	M70	38:53 (5)	75:03 (5)	113:56
6th	3052	John Taylor	SROC	M70	42:00 (8)	73:15 (4)	115:15
7th	1757	Mark Glaisher	SAX	M70	43:10 (12)	77:32 (8)	120:42
8th	2827	Martyn Roome	SROC	M70	44:03 (15)	76:43 (6)	120:46
9th	1559	Bob Dredge	WCOC	M70	47:51 (20)	77:44 (9)	125:35
10th	3078	Robin Thomas	BL	M70	42:34 (10)	83:10 (11)	125:44
11th	1762	Mike Godfree	DVO	M70	41:33 (7)	84:41 (15)	126:14
12th	1213	John Britton	MDOC	M70	45:19 (17)	83:52 (13)	129:11
13th	2919	John Simmons	BOK	M70	37:26 (3)	93:08 (22)	130:34
14th	2963	Mike Smithard	DEE	M70	37:31 (4)	93:21 (23)	130:52
15th	1330	Dave Chapman	SN	M70	42:19 (9)	89:02 (18)	131:21
16th	3258	Richard Wilson	AIRE	M70	39:33 (6)	95:00 (24)	134:33
17th	2834	David Rosen	SROC	M70	52:58 (31)	83:10 (11)	136:08
18th	2197	Alan Leakey	SLOW	M70	52:56 (30)	83:59 (14)	136:55
19th	2040	Steve Ingleby	DEE	M70	48:57 (21)	92:50 (21)	141:47
20th	2799	Steve Robertson	QO	M70	56:28 (35)	86:32 (16)	143:00
21st	2079	Paul Johnson	BL	M70	56:24 (34)	88:16 (17)	144:40
22nd	1689	Ted Finch	FVO	M70	49:33 (23)	96:50 (25)	146:23
23rd	2804	John Robinson	WCH	M70	49:08 (22)	97:51 (26)	146:59
24th	3147	John van Rooyen	SAX	M70	57:56 (39)	89:27 (19)	147:23
25th	1089	Bob Barnby	WCOC	M70	44:42 (16)	105:40 (30)	150:22
26th	2305	Dave Marr	OD	M70	61:17 (43)	90:24 (20)	151:41
27th	1693	Raymond Finlay	FERMO	M70	52:30 (28)	101:33 (27)	154:03
28th	1506	Allan Darwell	BOK	M70	52:18 (27)	103:32 (29)	155:50
29th	1483	Leslie Dalglish	ESOC	M70	46:37 (19)	121:53 (40)	168:30
30th	3018	Robin Strain	ELO	M70	52:44 (29)	116:47 (36)	169:31
31st	2710	Nicholas Pugh	SOS	M70	67:24 (52)	102:31 (28)	169:55
32nd	1257	Brian Bullen	FVO	M70	91:04 (58)	80:33 (10)	171:37
33rd	2072	Chris Johnson	BOK	M70	55:43 (33)	116:34 (35)	172:17
34th	2026	Eric Hully	ALTAIR	M70	57:53 (38)	116:15 (34)	174:08
35th	4105	Mike Hind	CLARO	M70	67:01 (51)	107:24 (31)	174:25
36th	3232	Keith Willdig	OD	M70	57:47 (37)	121:06 (39)	178:53
37th	2490	John Nash	LOC	M70	59:04 (42)	119:59 (38)	179:03
38th	3134	Mike Turner	SO	M70	62:55 (45)	118:46 (37)	181:41
39th	2548	Tim O'Donoghue	SOLWAY	M70	51:06 (25)	133:01 (42)	184:07
40th	1938	Colin Hicks	SOC	M70	61:50 (44)	124:10 (41)	186:00
41st	3042	Paul Taunton	NGOC	M70	56:31 (36)	136:58 (43)	193:29
42nd	1978	John Hopper	DVO	M70	66:57 (50)	142:42 (44)	209:39
43rd	1594	Tim Eden	NOR	M70	64:54 (47)	154:38 (47)	219:32
44th	1608	Mike Elliot	MV	M70	65:38 (48)	154:58 (48)	220:36
45th	1192	Robert Brandon	OD	M70	66:39 (49)	159:50 (49)	226:29
46th	1982	Peter Hornsby	LEI	M70	83:35 (56)	145:00 (46)	228:35
47th	3131	John Turner	TVOC	M70	82:35 (55)	183:54 (50)	266:29
	2132	Paul Kilpin	TVOC	M70	m7-8	143:06 (45)	-
	2849	Stephen Round	SELOC	M70	87:29 (57)	rtd	-
	2470	David Mullins	SARUM	M70	82:01 (54)	m13-14	-
	2951	Dave Smith	WCH	M70	74:36 (53)	m11-13 m15-17	-
	1836	Phil Hall	DEVON	M70	-	116:08 (33)	-
	1816	Philip Gristwood	MV	M70	-	114:22 (32)	-
	1646	Richard Evans	BL	M70	62:55 (45)	m11-16	-
	3386	Richard Bartlett	LOC	M70	58:37 (40)	m12-14	-
	2257	Roger Lott	AIRE	M70	52:02 (26)	m14-16	-
	3122	Geff Trewin	HOC	M70	43:54 (14)	-	-
	2103	David Jukes	BKO	M70	45:34 (18)	-	-
	1868	David Hargreaves	SROC	M70	50:04 (24)	-	-
	1666	Paul Ferguson	SROC	M70	54:06 (32)	-	-
	1210	Simon Brister	DVO	M70	58:53 (41)	-	-
	1411	David Corp	LOC	M70	107:36 (59)	-	-

JK 2023 - Day 3 - Long

April 09, 2023

OVERALL RESULTS

M70L

Pos	No.	Name	Club	Age Class	E2 Pos	E3 Pos	Time
	2712	John Pullin	LOC	 M70	m3-10 m12	-	-
	2617	Stephen Peacock	SN	 M70	m4-7	-	-
	2138	David Kingdon	SAX	 M70	m8-9	-	-

JK 2023 - Day 3 - Long

April 09, 2023

OVERALL RESULTS

M70S

Pos	No.	Name	Club	Age Class	E2 Pos	E3 Pos	Time
1st	1124	Andrew Bell	BL	M70	43:06 (1)	61:31 (1)	104:37
2nd	1106	Philip Baxter	LVO	M70	44:40 (3)	70:12 (2)	114:52
3rd	2243	David Lloyd	LOC	M70	47:09 (5)	71:47 (3)	118:56
4th	2274	Ranald Macdonald	DVO	M70	44:56 (4)	79:09 (5)	124:05
5th	1823	Peter Guillaume	SYO	M70	80:56 (11)	75:30 (4)	156:26
6th	3029	Stuart Swalwell	DVO	M70	61:13 (7)	96:00 (7)	157:13
7th	2810	Ian Robson	EBOR	M70	95:35 (14)	82:03 (6)	177:38
8th	1704	Ashley Ford	HOC	M70	65:56 (9)	130:35 (9)	196:31
	3108	Graham Todd	EBOR	M70	-	m5-11	-
	2617	Stephen Peacock	SN	M70	-	98:05 (8)	-
	3013	Bill Stevenson	ESOC	M70	rtd	rtd	-
	3293	Geoff Woolfenden	DEE	M70	93:42 (13)	m3-11	-
	3336	Dave Walton	WAROC	M70	67:44 (10)	rtd	-
	1411	David Corp	LOC	M70	-	m9	-
	1433	Alan Cranke	CLOK	M70	55:50 (6)	w5 m7-9	-
	2712	John Pullin	LOC	M70	-	rtd	-
	1065	Jeff Baker	LOG	M70	44:29 (2)	-	-
	3209	Jon Wheatcroft	TVOC	M70	64:08 (8)	-	-
	1754	Ian Gilliver	MDOC	M70	91:09 (12)	-	-

JK 2023 - Day 3 - Long

April 09, 2023

OVERALL RESULTS

M75L

Pos	No.	Name	Club	Age Class	E2 Pos	E3 Pos	Time
1st	1783	Peter Gorvett	SYO	M75	30:19 (3)	58:03 (2)	88:22
2nd	2937	Robin Sloan	RR	M75	32:39 (7)	<u>56:19</u> (1)	88:58
3rd	2584	David Palmer	BOK	M75	30:27 (4)	62:20 (3)	92:47
4th	1240	Janne Brunstedt	OK Roskilde	M75	<u>28:51</u> (1)	64:33 (5)	93:24
5th	1518	Roy Dawson	NATO	M75	30:08 (2)	63:49 (4)	93:57
6th	1422	Dave Coustick	FVO	M75	32:10 (6)	65:13 (6)	97:23
7th	3090	Tony Thornley	AIRE	M75	30:43 (5)	68:53 (7)	99:36
8th	2959	Roger Smith	LOC	M75	44:17 (23)	68:58 (8)	113:15
9th	1403	Ian Cooper	SYO	M75	34:48 (12)	78:36 (11)	113:24
10th	1960	Wilbert Hollinger	LVO	M75	45:37 (27)	68:58 (8)	114:35
11th	1835	Norman Hall	DEE	M75	38:00 (15)	79:04 (12)	117:04
12th	2347	David May	SLOW	M75	34:22 (11)	82:44 (15)	117:06
13th	2889	Roger Scrutton	ESOC	M75	45:06 (25)	72:13 (10)	117:19
14th	2845	Chris Rostron	MDOC	M75	39:24 (19)	79:46 (13)	119:10
15th	3355	Andrew Middleton	DVO	M75	36:48 (14)	83:02 (18)	119:50
16th	2840	Peter Ross	MDOC	M75	43:50 (22)	82:39 (14)	126:29
17th	2706	Jim Prowting	TVOC	M75	39:16 (18)	93:12 (24)	132:28
18th	1748	Bob Gibbs	LOC	M75	51:07 (33)	82:56 (16)	134:03
19th	1420	Ian Couch	EPOC	M75	45:37 (27)	89:06 (19)	134:43
20th	2161	Julian Lailey	SROC	M75	38:49 (17)	95:55 (26)	134:44
21st	1162	Rex Bleakman	DVO	M75	47:18 (29)	92:59 (22)	140:17
22nd	3296	Raymond Wren	BL	M75	49:01 (31)	93:09 (23)	142:10
23rd	2987	Pat Squire	NOC	M75	51:47 (35)	94:33 (25)	146:20
24th	1469	Mike Cumpstey	BL	M75	58:36 (41)	91:22 (20)	149:58
25th	1988	Barry Houghton	HOC	M75	57:17 (40)	92:52 (21)	150:09
26th	2057	Brian Jackson	SROC	M75	67:54 (45)	82:57 (17)	150:51
27th	2628	Ian Peirce	SARUM	M75	45:07 (26)	108:17 (28)	153:24
28th	2978	Tim Sowood	INVOG	M75	47:56 (30)	113:16 (29)	161:12
29th	1451	Neil Croasdell	EPOC	M75	51:20 (34)	113:42 (31)	165:02
30th	1408	Philip Cooper	WIM	M75	62:02 (43)	103:03 (27)	165:05
31st	2720	Ian Pyrah	ESOC	M75	34:07 (10)	132:22 (37)	166:29
32nd	2306	John Marriott	LEI	M75	56:13 (38)	120:35 (34)	176:48
33rd	1216	Steve Brockbank	LOC	M75	56:53 (39)	122:25 (36)	179:18
34th	1883	Brian Hart	SARUM	M75	68:28 (46)	113:23 (30)	181:51
35th	2321	Henry Marston	SYO	M75	61:49 (42)	120:19 (33)	182:08
36th	1299	Peter Carey	OD	M75	49:10 (32)	136:06 (38)	185:16
37th	3033	Keith Sykes	EPOC	M75	69:12 (47)	120:49 (35)	190:01
38th	2660	Robert Pinker	CorkO	M75	62:22 (44)	148:20 (40)	210:42
	3195	Ian Watson	MDOC	M75	53:33 (37)	m3-9	-
	2238	Roy Lindsell	EPOC	M75	m3-10	141:57 (39)	-
	2142	Chris Kirkham	MDOC	M75	86:59 (50)	m7-13	-
	1515	Tony Davies	SROC	M75	33:24 (9)	w10	-
	3057	Paul Taylor	CLOK	M75	35:42 (13)	m7-10	-
	3254	Martin Wilson	BKO	M75	32:44 (8)	m3-13	-
	2492	Dave Neild	LOC	M75	44:44 (24)	m7-8 rtd	-
	1225	Eric Brown	HOC	M75	-	114:52 (32)	-
	1293	Simon Cane	LOC	M75	38:48 (16)	w7	-
	1260	Chris Burden	AIRE	M75	-	m3-13	-
	1567	Colin Drury	SYO	M75	42:51 (20)	-	-
	1439	George Crawford-Smith	PFO	M75	43:15 (21)	-	-
	1536	Doug Dickinson	DVO	M75	52:56 (36)	-	-
	2377	Barry McGowan	HOC	M75	75:27 (48)	-	-
	2703	Roger Pring	SAX	M75	77:22 (49)	-	-
	2790	Trevor Roberts	MDOC	M75	118:01 (51)	-	-

JK 2023 - Day 3 - Long

April 09, 2023

OVERALL RESULTS

M75S

Pos	No.	Name	Club	Age Class	E2 Pos	E3 Pos	Time
1st	1519	David Day	CLARO 	M75	<u>33:47 (1)</u>	<u>52:46 (1)</u>	86:33
2nd	1922	Geoffrey Hensman	FVO 	M75	46:11 (4)	71:27 (2)	117:38
3rd	1140	Michael Bickle	WAOC 	M75	35:34 (2)	86:26 (4)	122:00
4th	3008	Richard Steptoe	TVOC 	M75	44:35 (3)	83:44 (3)	128:19
5th	3164	Tony Wagg	MDOC 	M75	54:34 (9)	96:18 (5)	150:52
6th	3316	Peter Yoxall	POTOC 	M75	52:54 (7)	102:18 (6)	155:12
7th	2930	Dave Skidmore	DVO 	M75	50:49 (5)	106:39 (9)	157:28
8th	2586	John Palmer	NOC 	M75	55:50 (10)	105:45 (8)	161:35
9th	1387	John Collyer	GO 	M75	80:50 (15)	102:49 (7)	183:39
10th	1617	Bob Elmes	DEE 	M75	73:25 (13)	118:52 (10)	192:17
	2703	Roger Pring	SAX 	M75	-	m10	-
	1091	Anthony Barrable	RAFO 	M75	100:20 (18)	m3-4	-
	1600	Doug Edwards	MDOC 	M75	87:54 (17)	m3 m5-11	-
	3047	Don Taylor	MDOC 	M75	81:43 (16)	rtd	-
	2942	Andrew Smith	LOC 	M75	65:06 (11)	w1 w3	-
	2377	Barry McGowan	HOC 	M75	-	w8	-
	2935	Brian Slater	HALO 	M75	78:19 (14)	w1	-
	1397	John Cooke	DVO 	M75	-	rtd	-
	2417	Geoffrey Millan	MDOC 	M75	50:58 (6)	-	-
	1873	Roger Hargreaves	KERNO 	M75	53:39 (8)	-	-
	2653	John Pigott	POTOC 	M75	70:34 (12)	-	-
	1656	Austin Farr	POTOC 	M75	rtd	-	-

JK 2023 - Day 3 - Long

April 09, 2023

OVERALL RESULTS

M80







Pos	No.	Name	Club	Age Class	E2 Pos	E3 Pos	Time
1st	2400	Dave McQuillen	SOLWAY	M80	<u>35:18</u> (1)	70:43 (3)	106:01
2nd	2582	John Padget	DEE	M80	39:30 (2)	78:35 (5)	118:05
3rd	3157	Robert Verity	DEE	M80	49:34 (7)	69:39 (2)	119:13
4th	1592	Tom Edelsten	GO	M80	44:09 (5)	75:27 (4)	119:36
5th	2185	Chris Lates	BL	M80	39:44 (3)	81:19 (6)	121:03
6th	1583	Tony Duncan	WCOC	M80	64:31 (11)	<u>62:22</u> (1)	126:53
7th	2374	Ted McDonald	BOK	M80	43:12 (4)	87:37 (8)	130:49
8th	1431	Roger Craddock	QO	M80	44:39 (6)	91:05 (9)	135:44
9th	2515	Andrew Nicoll	NATO	M80	56:43 (8)	84:30 (7)	141:13
10th	1707	Robert Forster	DEVON	M80	58:34 (10)	93:39 (10)	152:13
11th	2929	Trevor Simpson	OD	M80	68:31 (12)	129:03 (11)	197:34
12th	2860	John Russell	SOS	M80	70:21 (13)	130:46 (12)	201:07
13th	3215	Michael White	MV	M85	233:23 (16)	324:25 (14)	557:48
	1930	Alan Heppenstall	LOC	M80	77:04 (14)	rtd	-
	2179	Garry Langston	WCH	M80	m7-9	m3-5 m7-10	-
	2921	Alan Simpson		M80	-	131:19 (13)	-
	3220	Dick Whitworth	BL	M80	-	m3-4	-
	2039	Frank Ince	SWOC	M80	57:54 (9)	-	-
	2465	Richard Moss	BL	M80	100:12 (15)	-	-

JK 2023 - Day 3 - Long

April 09, 2023

OVERALL RESULTS

M85




Pos	No.	Name	Club	Age Class	E2 Pos	E3 Pos	Time
1st	2286	Roger Maher	SO 	M85	<u>28:33</u> (1)	<u>42:24</u> (1)	70:57
2nd	2558	Jeremy Oldershaw	SAX 	M85	38:08 (2)	59:34 (2)	97:42
3rd	2082	Stanley Johnston	LOC 	M85	44:50 (3)	71:27 (3)	116:17
4th	2903	Rod Shaw	EPOC 	M85	47:34 (4)	93:36 (4)	141:10
	1524	Douglas Deeks	SAX 	M85	70:47 (5)	m5 rtd	-
	2682	Colin Powell	AIRE 	M85	m9	m4-6 m9	-

JK 2023 - Day 3 - Long

April 09, 2023

OVERALL RESULTS

M90


Pos	No.	Name	Club	Age Class	E2 Pos	E3 Pos	Time
1st	2438	Donald Moir	LEI 	M90	<u>54:37</u> (1)	<u>76:28</u> (1)	131:05
2nd	1731	Michael Gammon	SO 	M90	78:47 (2)	110:47 (2)	189:34
	1123	Andrew Beldowski	WSX 	M90	153:44 (3)	rtd	-

JK 2023 - Day 3 - Long

April 09, 2023

OVERALL RESULTS

W10A








Pos	No.	Name	Club	Age Class	E2 Pos	E3 Pos	Time
1st	1426	Elysia Cowe	WAOC 	W10	<u>13:16</u> (1)	<u>21:50</u> (1)	35:06
2nd	2662	Penny Pinker-Hull	AIRE 	W10	31:21 (4)	24:41 (2)	56:02
3rd	1969	Lucy Holt	SYO 	W10	26:08 (3)	38:00 (3)	64:08
4th	2678	Alice Powell	DVO 	W10	21:20 (2)	43:01 (4)	64:21
5th	1702	Elise Flick	LOK 	W10	40:55 (5)	58:25 (5)	99:20
	2843	Aini Rostron	MDOC 	W10	45:13 (6)	-	-

JK 2023 - Day 3 - Long

April 09, 2023

OVERALL RESULTS

W10B



Pos	No.	Name	Club	Age Class	E2 Pos	E3 Pos	Time
1st	2507	Harriet Nichols	SO 	W10	17:59 (2)	<u>19:26 (1)</u>	37:25
2nd	2697	Martha Preston	SYO 	W10	<u>15:05 (1)</u>	24:26 (2)	39:31
3rd	2220	Annie Lewis	WRE 	W10	20:26 (4)	24:57 (4)	45:23
4th	1653	Tunde Farago	HH 	W10	18:10 (3)	27:35 (5)	45:45
5th	2803	Grace Robinson	NOC 	W10	22:12 (5)	24:42 (3)	46:54
6th	2094	Megan Jones	ERYRI 	W10	24:31 (6)	35:53 (6)	60:24
7th	2684	Hana Powell	WAOC 	W10	25:44 (7)	40:48 (7)	66:32

JK 2023 - Day 3 - Long

April 09, 2023

OVERALL RESULTS

W12A











Pos	No.	Name	Club	Age Class	E2 Pos	E3 Pos	Time
1st	2041	Hannah Inman	FVO	 W12	<u>17:28</u> (1)	<u>30:50</u> (1)	48:18
2nd	1332	Hannah Chapman	SYO	 W12	19:15 (2)	31:27 (2)	50:42
3rd	1716	Alice French	WIM	 W12	21:11 (3)	35:29 (3)	56:40
4th	2004	Sophie Howsam	SYO	 W12	22:36 (4)	44:20 (5)	66:56
5th	3185	Emily Waters	SO	 W12	32:21 (9)	40:52 (4)	73:13
6th	1682	Esme Finch	FVO	 W12	36:55 (12)	46:17 (6)	83:12
7th	3118	Maisie Todhunter	SROC	 W12	30:16 (7)	55:07 (10)	85:23
8th	2147	Laura Kitchin	INT	 W12	34:22 (10)	55:02 (9)	89:24
9th	1331	Emma Chapman	SO	 W12	34:33 (11)	55:01 (8)	89:34
10th	1481	Emma Daley	ESOC	 W12	46:18 (14)	47:23 (7)	93:41
11th	1115	Charlie Beavers	AIRE	 W12	31:38 (8)	64:12 (12)	95:50
12th	1303	Alethea Carr	AIRE	 W12	41:41 (13)	57:24 (11)	99:05
13th	1996	Holly Howe	SAX	 W12	29:43 (5)	76:32 (14)	106:15
14th	2679	Alys Powell	WAO	 W12	30:09 (6)	101:20 (15)	131:29
15th	2431	Niamh Mitchell	HH	 W12	80:51 (16)	65:41 (13)	146:32
	1797	Sophie Gray	MDOC	 W12	52:40 (15)	-	-

JK 2023 - Day 3 - Long

April 09, 2023

OVERALL RESULTS

W12B

Pos	No.	Name	Club	Age Class	E2 Pos	E3 Pos	Time
1st	2794	Emily Robertson	MAROC	 W12	19:13 (4)	<u>25:55</u> (1)	45:08
2nd	3103	Amelia Todd	LOK	 W12	18:17 (3)	30:16 (3)	48:33
3rd	2172	Iris Landrigan	BOK	 W12	20:49 (5)	28:57 (2)	49:46
4th	1271	Lucy Butter	SN	 W12	25:08 (7)	33:53 (5)	59:01
5th	1492	Ylva Dammeier	TSV Hirschau	 W12	25:52 (8)	33:32 (4)	59:24
6th	1967	Anna Holt	SYO	 W12	17:14 (2)	43:02 (7)	60:16
	1797	Sophie Gray	MDOC	 W12	-	39:25 (6)	-
	3071	Fay Thomas	SROC	 W12	<u>16:09</u> (1)	-	-
	1964	Sola Holmes	WCOC	 W12	21:56 (6)	-	-
	2543	Kathleen O'Donnell	Fingal	 W12	m1-3 m5-8	-	-

JK 2023 - Day 3 - Long

April 09, 2023

OVERALL RESULTS

W14A





Pos	No.	Name	Club		Age Class	E2 Pos	E3 Pos	Time
1st	1810	Sanna Grendelmeier	swissotours.ch		W14	<u>24:30</u> (1)	43:00 (5)	67:30
2nd	3175	Lucy Ward	INT		W14	28:27 (4)	41:36 (4)	70:03
3rd	2455	Lily Alexandra Morgan	Malvik IL		W14	27:17 (3)	44:52 (8)	72:09
4th	1249	Ingrid Hox Brynildsen	Fredrikstad Skiklubb		W14	28:30 (5)	44:13 (6)	72:43
5th	1808	Marit Grendelmeier	swissotours.ch		W14	36:23 (11)	36:39 (2)	73:02
6th	2651	Eden Pigott	POTOC		W14	36:41 (13)	40:51 (3)	77:32
7th	2118	Esme Kelly	FVO		W14	25:30 (2)	52:39 (12)	78:09
8th	2852	Fionnuala Rowe	GEN		W14	34:09 (8)	49:02 (10)	83:11
9th	2402	Eskarina Medlock	WSX		W14	33:00 (7)	50:59 (11)	83:59
10th	3031	Beth Sykes	SYO		W14	36:36 (12)	48:49 (9)	85:25
11th	1329	Charlotte Chapman	SYO		W14	43:48 (18)	44:49 (7)	88:37
12th	1990	Anna Howard	MOR		W14	36:47 (14)	61:41 (15)	98:28
13th	3115	Ellie Todhunter	SROC		W14	43:09 (17)	56:58 (13)	100:07
14th	1251	Bethan Buckley	AIRE		W14	40:32 (16)	62:24 (16)	102:56
15th	1238	Niamh Browne	GEN		W14	32:15 (6)	75:42 (22)	107:57
16th	2262	Charlotte Lovegrove	SN		W14	46:11 (20)	65:17 (20)	111:28
17th	2059	Lottie Jackson	DEVON		W14	38:08 (15)	75:41 (21)	113:49
18th	1390	Eilidh Connor	FVO		W14	53:07 (21)	63:47 (17)	116:54
19th	3234	Alice Williams	RR		W14	56:18 (23)	64:27 (18)	120:45
20th	2334	Aoife Masterson	CNOC		W14	64:46 (26)	57:54 (14)	122:40
21st	1076	Elizabeth Balston	SARUM		W14	59:33 (25)	79:26 (24)	138:59
22nd	2064	Kate Jarrett	WAOC		W14	34:46 (10)	107:48 (28)	142:34
23rd	2002	Abigail Howsam	SYO		W14	45:38 (19)	97:33 (26)	143:11
24th	3359	Poppy Chorlton	HH		W14	66:15 (27)	99:42 (27)	165:57
25th	1895	Deirbhile Hassett	Setanta		W14	112:12 (28)	157:57 (29)	270:09
	2647	Alice Pieters	SYO		W14	-	64:31 (19)	-
	3247	Anna Wilson	PFO		W14	m2-10	85:30 (25)	-
	1101	Ella Baxter	SYO		W14	-	<u>35:11</u> (1)	-
	2926	Isla Simpson	CLOK		W14	-	78:33 (23)	-
	1905	Issy Hawks	HH		W14	34:31 (9)	-	-
	1499	Livia Daplyn	SN		W14	54:39 (22)	-	-
	2203	Sophie Leathwood	BOK		W14	58:07 (24)	-	-

JK 2023 - Day 3 - Long

April 09, 2023

OVERALL RESULTS

W14B

Pos	No.	Name	Club	Age Class	E2 Pos	E3 Pos	Time
1st	1311	Eimear Casey	SEVO 	W14	60:30 (3)	68:27 (2)	128:57
2nd	1401	Erin Cooper	SN 	W14	45:14 (2)	99:57 (3)	145:11
	1015	Hannah Agombar	NGOC 	W14	m8	<u>56:53</u> (1)	-
	3271	Maisy Winskill	WCOC 	W14	<u>39:41</u> (1)	-	-

JK 2023 - Day 3 - Long

April 09, 2023

OVERALL RESULTS

W16A





Pos	No.	Name	Club		Age Class	E2 Pos	E3 Pos	Time
1st	3268	Minna Wingstedt	Halden SK		W16	32:49 (5)	40:30 (1)	73:19
2nd	3124	Freya Tryner	SYO		W16	32:20 (4)	50:36 (4)	82:56
3rd	1771	Ruth Gooch	MAROC		W16	33:34 (7)	49:23 (2)	82:57
4th	3104	Anna Todd	SYO		W16	32:01 (3)	52:41 (6)	84:42
5th	2747	Elise Renard	Kongsberg OL		W16	33:33 (6)	52:23 (5)	85:56
6th	2887	Iona Scott	INVOC		W16	28:37 (1)	59:25 (11)	88:02
7th	2390	Kate McLuckie	MOR		W16	33:39 (8)	55:21 (7)	89:00
8th	2404	Lyra Medlock	WSX		W16	40:04 (14)	50:20 (3)	90:24
9th	1494	Jenny Danevad	Fredrikstad Skiklubb		W16	30:43 (2)	62:30 (12)	93:13
10th	1503	Ellie Darlow	RR		W16	38:06 (11)	56:36 (9)	94:42
11th	1252	Eve Buckley	BOC		W16	43:01 (17)	55:27 (8)	98:28
12th	2120	Scarlett Kelly	FVO		W16	41:45 (15)	58:00 (10)	99:45
13th	1992	Sophie Howard	MOR		W16	43:05 (18)	63:13 (13)	106:18
14th	1256	Katie Buckley	AIRE		W16	38:07 (12)	71:45 (20)	109:52
15th	3032	Charlotte Sykes	SYO		W16	39:59 (13)	70:06 (17)	110:05
16th	1848	Yokub Hampshire Wright	NN		W16	45:47 (21)	64:55 (15)	110:42
17th	1509	Hebe Darwin	WAOC		W16	48:27 (22)	63:45 (14)	112:12
18th	1041	Myrtle Ashworth	WCOC		W16	42:39 (16)	70:06 (17)	112:45
19th	1437	Sophie Crawford	WCOC		W16	51:12 (24)	65:49 (16)	117:01
20th	1718	Grace French	WIM		W16	44:25 (20)	76:17 (22)	120:42
21st	2933	Charlotte Slade	SN		W16	51:47 (26)	71:08 (19)	122:55
22nd	1846	Rebecca Hammond	FVO		W16	43:10 (19)	84:41 (25)	127:51
23rd	2730	Olivia Radcliffe	SUFFOC		W16	52:27 (27)	77:09 (23)	129:36
24th	2700	Abigail Prince	SOS		W16	37:55 (10)	97:12 (32)	135:07
25th	2980	Hedvig Scheele Søyland	Fredrikstad Skiklubb		W16	62:27 (31)	73:58 (21)	136:25
26th	1001	Malin Husebye Aamodt	Fredrikstad Skiklubb		W16	51:25 (25)	85:06 (26)	136:31
27th	2352	Rebecca Mayes	CLOK		W16	50:48 (23)	86:11 (28)	136:59
28th	1230	Megan Brown	ESOC		W16	57:24 (29)	80:13 (24)	137:37
29th	2027	Eva Humphreys	WCOC		W16	56:25 (28)	85:16 (27)	141:41
30th	2923	Ellen Simpson	LEI		W16	34:05 (9)	111:23 (35)	145:28
31st	1145	Hannah Birkinshaw	WCOC		W16	69:35 (33)	86:56 (29)	156:31
32nd	4112	Rona Laird	INVOC		W16	72:40 (35)	94:44 (31)	167:24
33rd	1212	Scarlett Britain	MOR		W16	58:17 (30)	109:24 (34)	167:41
34th	2399	Rosie McNamara	AYROC		W16	82:43 (39)	87:19 (30)	170:02
35th	2113	Harriet Keenan	DEVON		W16	79:16 (38)	106:53 (33)	186:09
36th	2996	Olivia Stamp	WCH		W16	74:37 (37)	117:16 (36)	191:53
	1955	Margaux Hodgson	SYO		W16	m2-10	133:35 (38)	-
	2975	Alice Soulsby	HH		W16	71:43 (34)	m2	-
	1897	Sadhbh Hassett	Setanta		W16	m3	120:29 (37)	-
	2806	Megan Robinson	AIRE		W16	66:33 (32)	-	-
	1167	Emily Blyth	Attunda OK		W16	73:35 (36)	-	-

JK 2023 - Day 3 - Long

April 09, 2023

OVERALL RESULTS

W16B

Pos	No.	Name	Club	Age Class	E2 Pos	E3 Pos	Time
1st	2145	Bethan Kitchin	INT	 W16	<u>43:13</u> (1)	<u>55:26</u> (1)	98:39
2nd	1017	Katie Agombar	NGOC	 W16	80:24 (2)	110:34 (2)	190:58
3rd	1948	Libby Hinshelwood	WAOC	 W16	125:17 (3)	119:28 (3)	244:45
	2007	Gabriela Hoyle	PFO	 W16	m7-10	m2 m4 m7 m9 m11-14	-

JK 2023 - Day 3 - Long

April 09, 2023

OVERALL RESULTS

W18E








Pos	No.	Name	Club	Age Class	E2 Pos	E3 Pos	Time
1st	605	Imogen Pieters	SYO	W18	<u>26:50</u> (1)	<u>65:19</u> (1)	92:09
2nd	601	Isobel Howard	MOR	W18	30:41 (2)	68:17 (2)	98:58
3rd	608	Laura Brown	LOC	W18	31:34 (3)	71:02 (3)	102:36
4th	620	Emily Gibbins	AIRE	W18	32:40 (6)	74:23 (5)	107:03
5th	604	Alice Kemsley	BASOC	W18	34:03 (8)	73:19 (4)	107:22
6th	613	Daisy Rennie	WCOC	W18	32:04 (4)	77:31 (7)	109:35
7th	623	Catriona Chapman	MAROC	W18	35:14 (10)	82:39 (9)	117:53
8th	624	Cate Matthew	SROC	W18	38:18 (17)	79:58 (8)	118:16
9th	627	Amelia Thompson	LOC	W18	33:54 (7)	87:16 (11)	121:10
10th	616	Isabel Sunley	WCOC	W18	32:13 (5)	89:08 (14)	121:21
11th	625	Emma Crawford	WCOC	W18	35:22 (11)	88:23 (13)	123:45
12th	628	Sarah Darley	SN	W18	36:08 (12)	88:12 (12)	124:20
13th	631	Ciara Keen	SYO	W18	36:12 (13)	90:43 (16)	126:55
14th	611	Daisy McNamara	AYROC	W18	37:13 (14)	90:04 (15)	127:17
15th	615	Heather High	SO	W18	41:17 (19)	86:20 (10)	127:37
16th	629	Emily Elms	BOK	W18	37:30 (15)	93:17 (17)	130:47
17th	618	Jocie Hilton	SN	W18	34:09 (9)	100:28 (20)	134:37
18th	637	Jessica Ward	NGOC	W18	43:39 (22)	94:42 (18)	138:21
19th	621	Ingrid Pedersen Holmskau	Fredrikstad Skiklubb	W18	37:34 (16)	102:30 (21)	140:04
20th	632	Hannah Mather	LOG	W18	40:27 (18)	103:20 (22)	143:47
21st	636	Amelia Wing	BKO	W18	52:08 (28)	95:18 (19)	147:26
22nd	643	Maggie Soulsby	HH	W18	42:21 (20)	113:11 (27)	155:32
23rd	649	Flora Jolly	HALO	W18	52:46 (30)	104:24 (23)	157:10
24th	640	Maja Robertson	ESOC	W18	52:16 (29)	108:13 (24)	160:29
25th	651	Amy Lee-Jones	BOK	W18	51:15 (27)	113:00 (26)	164:15
26th	634	Rose Taylor	NGOC	W18	44:30 (23)	124:58 (29)	169:28
27th	648	Carys Sharp	TVOC	W18	44:58 (24)	127:59 (30)	172:57
28th	630	Elspeth Jolly	HALO	W18	63:00 (32)	110:25 (25)	173:25
29th	642	Emily Butter	SN	W18	45:52 (25)	128:13 (31)	174:05
30th	646	Emily Rowe	GEN	W18	43:36 (21)	131:17 (32)	174:53
31st	626	Marte Hox Brynildsen	Fredrikstad Skiklubb	W18	47:22 (26)	136:40 (33)	184:02
	603	Iris MacMillan	ECKO	W18	m11	75:42 (6)	-
	641	Alexandra Garnett	SYO	W18	m9	116:22 (28)	-
	647	Matilda Knox Cartwright	BOK	W18	61:32 (31)	-	-

JK 2023 - Day 3 - Long

April 09, 2023

OVERALL RESULTS

W18L










Pos	No.	Name	Club	Age Class	E2 Pos	E3 Pos	Time
1st	2106	Mari Kalleson	Oppsal Orientering 	W18	29:30 (1)	66:37 (1)	96:07
2nd	1490	Lotta Dammeier	TSV Hirschau 	W18	30:54 (2)	73:15 (3)	104:09
3rd	1925	Lucy Hensman	FVO 	W18	36:37 (3)	68:15 (2)	104:52
4th	2665	Madeleine Pitcher	DFOK 	W18	37:39 (4)	98:42 (4)	136:21
5th	2164	Katie Lake	SBOC 	W18	54:16 (6)	119:20 (6)	173:36
6th	2263	Rebecca Lovegrove	SN 	W18	41:24 (5)	151:30 (7)	192:54
	647	Matilda Knox Cartwright	BOK 	W18	-	101:48 (5)	-

JK 2023 - Day 3 - Long

April 09, 2023

OVERALL RESULTS

W18S

Pos	No.	Name	Club	Age Class	E2 Pos	E3 Pos	Time
1st	1643	Maesie Evans	WAROC 	W18	50:03 (3)	<u>72:39</u> (1)	122:42
2nd	2413	Rosannah Metcalfe	NATO 	W18	70:50 (8)	82:19 (2)	153:09
3rd	2529	Clodagh O Donnell	GEN 	W18	59:49 (6)	96:45 (3)	156:34
4th	1360	Elodie Claus	MV 	W18	52:20 (4)	107:19 (4)	159:39
5th	1280	Niamh Callery	SEVO 	W18	48:28 (2)	123:38 (6)	172:06
6th	1788	Emma Graham	LVO 	W18	61:04 (7)	123:54 (7)	184:58
7th	1947	Katy Hinshelwood	WAOC 	W18	96:42 (9)	108:35 (5)	205:17
	3270	Isabel Winskill	WCOC 	W18	<u>37:39</u> (1)	-	-
	2523	Millie Norman	SYO 	W18	53:51 (5)	-	-

JK 2023 - Day 3 - Long

April 09, 2023

OVERALL RESULTS

W20E



Pos	No.	Name	Club	Age Class	E2 Pos	E3 Pos	Time
1st	609	Rachel Duckworth	DVO	W20	28:29 (2)	<u>64:41</u> (1)	93:10
2nd	606	Anja Hole	Førde IL	W20	<u>27:33</u> (1)	79:21 (2)	106:54
3rd	612	Maya Hampshire Wright	NN	W20	30:16 (3)	80:18 (4)	110:34
4th	617	Fiona Eades	EUOC	W20	40:06 (10)	80:00 (3)	120:06
5th	614	Lois Parker	CLARO	W20	34:14 (6)	88:29 (5)	122:43
6th	619	Scarlet Heap	SO	W20	30:35 (4)	99:00 (7)	129:35
7th	635	Lizzie Horsler	STUOC	W20	39:20 (9)	91:25 (6)	130:45
8th	639	Aimee Darley	SN	W20	38:42 (8)	117:53 (10)	156:35
9th	622	Rebecca Ward	NGOC	W20	46:52 (11)	113:03 (9)	159:55
10th	650	Eleanor Ellis	PFO	W20	57:58 (13)	107:24 (8)	165:22
11th	644	Agnes Brooke	WSX	W20	52:38 (12)	122:54 (11)	175:32
	638	Holly Stodgell	STUOC	W20	34:13 (5)	-	-
	633	Alex Elliot	SYO	W20	35:22 (7)	-	-
	645	Claudine Hodgson	SYO	W20	w5	-	-

JK 2023 - Day 3 - Long

April 09, 2023

OVERALL RESULTS

W20L




Pos	No.	Name	Club	Age Class	E2 Pos	E3 Pos	Time
2997		Merryn Stangroom	No club 	W20	27:57 (1)	-	-
3067		Carys Thomas		W20	35:54 (2)	-	-

JK 2023 - Day 3 - Long

April 09, 2023

OVERALL RESULTS

W20S

Pos	No.	Name	Club	Age Class	E2 Pos	E3 Pos	Time
1st	2639	Yeliena Petrovska	SYO 	W20	<u>51:47</u> (1)	60:20 (2)	112:07
2nd	1226	Hannah Brown	NATO 	W20	56:13 (2)	64:01 (3)	120:14
3rd	1189	Ailani Braine-Clarke	QO 	W20	72:47 (4)	74:09 (4)	146:56
4th	2421	Freya Milne	BOK 	W20	59:50 (3)	105:20 (6)	165:10
	2988	Bryony Stagg	BOK 	W20	w5	89:37 (5)	-
	3067	Carys Thomas		W20	-	<u>49:06</u> (1)	-

JK 2023 - Day 3 - Long

April 09, 2023

OVERALL RESULTS

W21E

Pos	No.	Name	Club	Age Class	E2 Pos	E3 Pos	Time
1st	201	Megan Carter-Davies	SBOC	W21	30:20 (1)	74:07 (1)	104:27
2nd	209	Pia Young Vik	OK Linné	W20	33:14 (4)	82:44 (2)	115:58
3rd	205	Fiona Bunn	EUOC	W21	33:09 (3)	86:15 (4)	119:24
4th	204	Cecilie Andersen	BOK	W21	37:51 (12)	83:12 (3)	121:03
5th	202	Jo Shepherd	Halden SK	W21	33:39 (6)	89:06 (7)	122:45
6th	208	Tilla Farnes Hennum	NTNUI	W21	37:18 (9)	87:17 (5)	124:35
7th	293	Anna Ulvensøen	Nydalens SK	W21	39:39 (17)	87:38 (6)	127:17
8th	232	Alice Leake	AIRE	W21	37:26 (10)	90:21 (8)	127:47
9th	207	Laura King	AIRE	W21	35:21 (7)	94:49 (11)	130:10
10th	211	Chloe Potter	SYO	W21	37:34 (11)	93:16 (10)	130:50
11th	233	Siri Ulvestad	Nydalens SK	W35	39:25 (16)	91:32 (9)	130:57
12th	254	Pippa Dakin	SYO	W21	40:45 (19)	100:04 (13)	140:49
13th	227	Lucy Walker	DEVON	W21	41:29 (24)	99:50 (12)	141:19
14th	210	Lone Karin Brochmann	Nydalens SK	W35	37:59 (13)	104:04 (16)	142:03
15th	228	Helen Ockenden	DRONGO	W21	39:21 (15)	103:52 (15)	143:13
16th	215	Emma Wilson	CLYDE	W21	41:01 (22)	103:51 (14)	144:52
17th	223	Mairi Eades	EUOC	W21	41:03 (23)	105:53 (17)	146:56
18th	218	Annick Meister	OK Linné	W21	40:38 (18)	108:30 (18)	149:08
19th	276	Tina Kalleson	Oppsal Orientering	W21	44:20 (28)	109:04 (19)	153:24
20th	242	Alison O'Neil	ESOC	W35	44:12 (27)	114:33 (22)	158:45
21st	285	Hollie Orr	LOC	W21	41:00 (21)	118:53 (27)	159:53
22nd	220	Louise Adams	INT	W21	45:50 (31)	114:06 (21)	159:56
23rd	286	Chloe Haines	AROS	W21	50:50 (43)	112:41 (20)	163:31
24th	243	Sarah Pedley	CUOC	W21	45:35 (30)	119:02 (29)	164:37
25th	224	Fay Walsh	AIRE	W21	50:28 (41)	114:54 (23)	165:22
26th	225	Alison Campbell	STAG	W21	51:03 (44)	115:41 (24)	166:44
27th	216	Tamsin Moran	BAOC	W21	50:25 (40)	118:10 (26)	168:35
28th	287	Jenny Evans	WCOG	W21	51:24 (45)	118:56 (28)	170:20
29th	262	Alice Rigby	CLOK	W21	47:21 (35)	123:26 (32)	170:47
30th	263	Lizzie Stansfield	EUOC	W21	54:44 (54)	117:31 (25)	172:15
31st	268	Lea Widmer	Vompatti OK	W21	51:40 (46)	121:28 (30)	173:08
32nd	241	Kitty Robinson	SBOC	W21	52:02 (48)	123:05 (31)	175:07
33rd	237	Irina Mayer	Vompatti OK	W21	46:53 (33)	129:28 (37)	176:21
34th	217	Roisin Long	Nydalens SK	W21	49:26 (37)	128:00 (35)	177:26
35th	231	Eleanor Bales	EUOC	W21	53:28 (52)	124:02 (33)	177:30
36th	281	Roanne Lilley	INT	W21	50:08 (39)	129:54 (39)	180:02
37th	221	Aoife O Sullivan	BOC	W21	57:16 (56)	125:04 (34)	182:20
38th	229	Audrey Duquenne	Tous Azimuts Douai	W21	54:42 (53)	129:51 (38)	184:33
39th	226	Clodagh Moran	3ROC	W21	62:51 (67)	129:01 (36)	191:52
40th	290	Roxane Florent	Tous Azimuts Douai	W21	58:47 (61)	135:53 (41)	194:40
41st	267	Clare Leveridge	SOC	W21	50:36 (42)	144:45 (46)	195:21
42nd	247	Vicky Bailey	CLARO	W21	60:50 (63)	137:33 (42)	198:23
43rd	244	Emer Perkins	UCDO	W21	58:19 (59)	140:55 (44)	199:14
44th	282	Jura MacMillan	ECKO	W21	57:13 (55)	142:28 (45)	199:41
45th	258	Eadaoin McCavana	GEN	W21	66:29 (70)	135:46 (40)	202:15
46th	246	Hannah Hateley	DEE	W21	57:19 (58)	145:17 (47)	202:36
47th	283	Amicia Lee	AIRE	W21	62:37 (66)	140:33 (43)	203:10
48th	245	Helen Pruzina	DRONGO	W21	52:16 (49)	153:01 (48)	205:17
49th	250	Miranda Leaf	DRONGO	W21	57:17 (57)	154:16 (49)	211:33
50th	257	Bethany Kippin	TVOC	W21	66:25 (69)	158:40 (50)	225:05
51st	248	Chloë Cracknell	EUOC	W21	61:20 (65)	170:08 (51)	231:28
52nd	251	Meredith Moody	BOK	W21	86:49 (80)	176:23 (52)	263:12
53rd	284	Hoi Yi Beatrice Law	BOK	W21	83:33 (78)	189:14 (54)	272:47
54th	291	Alison Fryer	MDOC	W21	78:45 (77)	208:32 (56)	287:17
55th	259	Sophie Pruzina	LVO	W21	67:13 (71)	224:02 (57)	291:15
56th	219	Ka Ki Leung	Hong Kong China	W21	89:14 (81)	230:54 (58)	320:08
57th	271	Alexandra Boloux	EUOC	W21	132:30 (85)	196:12 (55)	328:42
	277	Urszula Bronkowska	WCOG	W21	123:38 (84)	w18	-
	270	Eleanor Johnstone	WAOG	W21	m4	183:51 (53)	-
	230	Sze Wing Yee	HKIOF	W21	73:40 (74)	m31-34 m36	-
	235	Wai Hin Soo	HKIOF	W21	m10	m32-37	-
	234	Mariann Ulvestad	Nydalens SK	W35	40:52 (20)	m10-12 rtd	-
	203	Helena Karlsson	Nydalens SK	W21	32:58 (2)	m35-37	-

JK 2023 - Day 3 - Long

April 09, 2023

OVERALL RESULTS

W21E

Pos	No.	Name	Club	Age Class	E2 Pos	E3 Pos	Time
206	Alice	Hugosson	Nydalens SK	W21	33:20 (5)	w30	-
213	Niamh	Hunter	EUOC	W21	36:49 (8)	rtd	-
238	Aoife	McCavana	GEN	W21	49:52 (38)	m6 m23-25 m27-37	-
264	Charlotte	Watson	WCOC	W21	38:16 (14)	-	-
236	Anne	Edwards	LOC	W21	41:51 (25)	-	-
261	Helen	Bridle	ESOC	W40	43:14 (26)	-	-
239	Katie	Reynolds	SBOC	W21	45:09 (29)	-	-
214	Michele	Dawson	MDOC	W21	46:11 (32)	-	-
272	Niamh	O'Boyle	CNOC	W35	47:12 (34)	-	-
255	Bryony	McLeod	FVO	W21	49:10 (36)	-	-
275	Sarah	Jones	LOC	W21	51:49 (47)	-	-
278	Florence	Haines	AROS	W21	52:33 (50)	-	-
256	Sandrine	Defraigne	Tous Azimuts Douai	W21	52:38 (51)	-	-
252	Yiching	Huang	Moxina OK	W40	58:36 (60)	-	-
292	Katherine	Bett	SN	W21	60:27 (62)	-	-
253	Laura	Harrison	EPOC	W21	60:55 (64)	-	-
288	Emily	Brown	BL	W21	64:43 (68)	-	-
222	Yi Shan	Wong		W21	68:56 (72)	-	-
269	Sabine	Oechsner	ESOC	W21	71:50 (73)	-	-
249	Megan	Harrison	EPOC	W21	75:40 (75)	-	-
273	Isabelle	Hodgson	SYO	W21	77:06 (76)	-	-
260	Anna	Murgatroyd	INT	W21	85:06 (79)	-	-
274	Sarah	Knight	LVO	W21	89:49 (82)	-	-
279	Annie	Ockenden	OD	W21	123:24 (83)	-	-
240	Lai Kuen	Mona Cheung		W60	143:23 (86)	-	-
289	Po Wa	Tang	HKOC	W35	177:31 (87)	-	-
280	Clíodhna	Donaghy	GEN	W21	m14-16	-	-

JK 2023 - Day 3 - Long

April 09, 2023

OVERALL RESULTS

W21L

Pos	No.	Name	Club	Age Class	E2 Pos	E3 Pos	Time
1st	2909	Rozy Shepherd	INVOG	W21	51:30 (1)	90:32 (3)	142:02
2nd	2104	Kezia Jukes	BAOC	W21	54:09 (2)	91:36 (5)	145:45
3rd	1573	Sarah Duckworth	DVO	W21	62:08 (5)	91:19 (4)	153:27
4th	2599	Laura Parkes	HH	W21	62:55 (6)	98:09 (6)	161:04
5th	3357	Anna Lister	LOC	W21	65:54 (8)	107:23 (7)	173:17
6th	1700	Daisy Fletcher-Cooney	LOC	W21	65:05 (7)	108:13 (9)	173:18
7th	3367	Erinna Cave	BOK	W35	56:02 (3)	118:41 (14)	174:43
8th	2618	Caitlin Pearson	WCOC	W35	75:39 (13)	107:49 (8)	183:28
9th	2100	Saskia Jones	SWOC	W21	82:14 (16)	109:22 (11)	191:36
10th	1765	Hannah Goldswain	PFO	W21	84:00 (18)	109:03 (10)	193:03
11th	2915	Tamla Short	WCH	W21	77:24 (14)	116:31 (13)	193:55
12th	2300	Bronwen Mansel	SUFFOC	W21	61:50 (4)	135:41 (17)	197:31
13th	3038	Fiona Tam	SLOW	W21	66:03 (9)	133:14 (16)	199:17
14th	3161	Sophie Vincent	DVO	W21	87:04 (19)	124:13 (15)	211:17
15th	3159	Emma Vincent	DVO	W21	152:40 (24)	113:25 (12)	266:05
16th	1180	Kate Boshier	UBOC	W21	104:16 (21)	170:39 (20)	274:55
17th	3160	Samantha Vincent	DVO	W21	107:10 (22)	177:28 (21)	284:38
	256	Sandrine Defraigne	Tous Azimuts Douai	W21	-	85:35 (2)	-
	292	Katherine Bett	SN	W21	-	83:40 (1)	-
	274	Sarah Knight	LVO	W21	-	138:47 (18)	-
	280	Clíodhna Donaghy	GEN	W21	-	m19 m21	-
	279	Annie Ockenden	OD	W21	-	160:16 (19)	-
	2630	Meabh Perkins	BOC	W21	69:21 (11)	m17-19	-
	1670	Julie Ferris-Worth	BL	W55	91:59 (20)	m19-21	-
	2638	Yana Petrovska	SYO	W21	68:21 (10)	-	-
	3265	Zuzana Windsor	DRONGO	W21	74:09 (12)	-	-
	2210	Lou Lefevre	Tous Azimuts Douai	W21	79:43 (15)	-	-
	1683	Katherine Finch	LOK	W21	83:44 (17)	-	-
	1920	Monica Henderson	NOC	W21	122:33 (23)	-	-
	1569	Gabrielle Du Toit		W21	w1 m3-16	-	-

JK 2023 - Day 3 - Long

April 09, 2023

OVERALL RESULTS

W21S





Pos	No.	Name	Club	Age Class	E2 Pos	E3 Pos	Time
1st	2999	Clare Stansfield	GUOC	W21	37:41 (3)	<u>50:06</u> (1)	87:47
2nd	2871	Claire Sandevair	ASUB	W21	36:06 (2)	63:07 (2)	99:13
3rd	1105	Olivia Baxter	LVO	W21	44:38 (6)	74:43 (5)	119:21
4th	1385	Rachel Collins	EUOC	W21	39:30 (4)	81:12 (9)	120:42
5th	1859	Helen Hanstock	Östersunds OK	W21	48:26 (8)	72:35 (4)	121:01
6th	2130	Trine Disch Kihle	Nydalens SK	W21	44:23 (5)	77:03 (7)	121:26
7th	3299	Livia Wright	CLOK	W21	47:24 (7)	82:33 (10)	129:57
8th	1458	Eleonora Crosignani	BOF	W21	56:38 (15)	84:53 (11)	141:31
9th	2295	Deborah Manning	SWOC	W21	54:35 (12)	90:52 (14)	145:27
10th	2991	Millie Stagg	BOK	W21	55:01 (13)	91:08 (15)	146:09
11th	2012	Holly Hughes	WCH	W21	49:43 (9)	102:24 (18)	152:07
12th	2101	Sara Josefsson	STAG	W21	51:05 (11)	103:01 (19)	154:06
13th	1054	Holly Avis	BOF	W21	61:11 (20)	94:22 (16)	155:33
14th	2676	Rachel Potter	BOK	W21	57:07 (16)	101:15 (17)	158:22
15th	2021	Amy Hulley	SO	W21	55:12 (14)	116:07 (21)	171:19
16th	1002	Freyja Abbott	STAG	W21	59:24 (18)	120:28 (23)	179:52
17th	2182	Eloise Lardet	SLOW	W21	69:49 (22)	113:56 (20)	183:45
18th	2282	Sasha MacKenzie	EBOR	W21	69:49 (22)	122:24 (24)	192:13
19th	1618	Evelyn Elmes	DEE	W21	77:06 (26)	117:33 (22)	194:39
20th	1565	Anna Drinkwater	MDOC	W21	66:57 (21)	150:03 (25)	217:00
	1448	Neil Crickmore	SO		-	80:53	-
	249	Megan Harrison	EPOC	W21	-	80:42 (8)	-
	2638	Yana Petrovska	SYO	W21	-	76:47 (6)	-
	2210	Lou Lefevre	Tous Azimuts Douai	W21	-	85:13 (12)	-
	3265	Zuzana Windsor	DRONGO	W21	-	66:43 (3)	-
	2090	Isobel Jones	DEE	W21	113:57 (28)	m12-13 m15	-
	1683	Katherine Finch	LOK	W21	-	157:30 (26)	-
	1512	Jemma Davie	DEVON	W21	60:58 (19)	m13-16	-
	253	Laura Harrison	EPOC	W21	-	87:30 (13)	-
	2920	Marina Simó-Martí	s.d. Correcaminos Valencia	W21	93:46 (27)	m5	-
	1266	Alice Butt	TVOC	W21	<u>32:35</u> (1)	-	-
	3362	Mariia Panchuk	SYO	W21	50:45 (10)	-	-
	2588	Nataliia Panchuk	SYO	W21	58:45 (17)	-	-
	1102	Helen Baxter	LVO	W65	73:07 (24)	-	-
	3279	Harriet Wood	LOC	W21	74:22 (25)	-	-

JK 2023 - Day 3 - Long

April 09, 2023

OVERALL RESULTS

W21V



Pos	No.	Name	Club	Age Class	E2 Pos	E3 Pos	Time
1st	1624	Elizabeth Embrey	MDOC	 W21	67:38 (2)	<u>97:28 (1)</u>	165:06
	1361	Natasha Claus	SHUOC	 W21	<u>63:02 (1)</u>	rtd	-
	2601	Victoria Parkes	HH	 W21	87:21 (3)	m3	-
	2311	Kathy Marsden	FVO	 W35	-	130:10 (2)	-

JK 2023 - Day 3 - Long

April 09, 2023

OVERALL RESULTS

W35L










Pos	No.	Name	Club	Age Class	E2 Pos	E3 Pos	Time
1st	3017	Kirsten Strain	AROS	 W35	39:23 (2)	<u>75:33</u> (1)	114:56
2nd	1237	Lizzie Browne	LOC	 W35	<u>39:20</u> (1)	81:49 (3)	121:09
3rd	2294	Cerys Manning	MDOC	 W35	43:46 (3)	81:52 (4)	125:38
4th	1093	Sarah-Jane Barrable	SLOW	 W35	50:51 (7)	79:00 (2)	129:51
5th	1301	Jenny Carlsson	WAOC	 W35	50:38 (6)	85:51 (5)	136:29
6th	2356	Sarah McAdam	ESOC	 W35	49:07 (5)	107:23 (6)	156:30
7th	2666	Rachel Platt	LOC	 W35	64:36 (10)	113:27 (8)	178:03
8th	1628	Katja Engelhardt	SSV Planeta Radebeul	 W35	51:54 (8)	128:57 (10)	180:51
9th	3300	Nadine Wright	BL	 W35	72:27 (12)	109:47 (7)	182:14
10th	2331	Emma Mason	MDOC	 W35	80:00 (14)	138:44 (12)	218:44
11th	1039	Megan Ashton	RNRMOC	 W35	79:10 (13)	150:35 (13)	229:45
12th	1459	Emma Cross	NOR	 W35	70:21 (11)	180:15 (15)	250:36
13th	1999	Susan Howells	BOK	 W35	128:52 (15)	166:17 (14)	295:09
	3048	Emma Taylor	PFO	 W35	-	116:56 (9)	-
	3381	Joey McGarvey	Delaware Valley	 W35	-	rtd	-
	252	Yiching Huang	Moxina OK	 W40	-	137:49 (11)	-
	2981	Lucy Spain	SPOOK	 W35	47:06 (4)	-	-
	2559	Linnea Olofsson	Kongsberg OL	 W35	58:28 (9)	-	-

JK 2023 - Day 3 - Long

April 09, 2023

OVERALL RESULTS

W35S

Pos	No.	Name	Club	Age Class	E2 Pos	E3 Pos	Time
1st	1452	Anya Crocker	SOC	 W35	<u>39:20</u> (1)	<u>54:24</u> (1)	93:44
2nd	2947	Christine Smith	SLOW	 W35	51:54 (2)	78:43 (4)	130:37
3rd	2011	Elizabeth Hughes	DEE	 W35	59:01 (3)	72:35 (3)	131:36
n/c	2509	Kasia Nichols	SO	 W35	63:21	87:09	150:30
4th	2223	Katie Lewis	WRE	 W35	71:41 (5)	88:34 (5)	160:15
5th	1373	Emma Cochrane	HH	 W35	69:27 (4)	133:05 (7)	202:32
6th	2370	Kirsty McDermott	BAOC	 W35	100:43 (6)	161:16 (8)	261:59
	2559	Linnea Olofsson	Kongsberg OL	 W35	-	66:34 (2)	-
	289	Po Wa Tang	HKOC	 W35	-	123:45 (6)	-

JK 2023 - Day 3 - Long

April 09, 2023

OVERALL RESULTS

W40L














Pos	No.	Name	Club	Age Class	E2 Pos	E3 Pos	Time
1st	1932	Heather Heppenstall	LOC	W40	<u>32:23</u> (1)	<u>65:54</u> (1)	98:17
2nd	2826	Heather Roome	SROC	W40	38:35 (3)	75:00 (2)	113:35
3rd	2969	Linda Solberg	Fredrikstad Skiklubb	W40	38:00 (2)	79:13 (5)	117:13
4th	1787	Laura Goy	SYO	W40	41:56 (5)	77:36 (4)	119:32
5th	3117	Lucie Todhunter	SROC	W40	43:50 (6)	77:30 (3)	121:20
6th	2457	Sunniva Morgan	Malvik IL	W40	40:53 (4)	87:45 (7)	128:38
7th	2880	Sarah Scarbrough	MV	W40	46:12 (8)	84:32 (6)	130:44
8th	1471	Christine Currie	SOC	W45	46:57 (9)	91:48 (8)	138:45
9th	1563	Liz Drewe	CLARO	W40	44:17 (7)	94:58 (9)	139:15
10th	1061	Clare Baker	NN	W40	51:36 (14)	98:21 (11)	149:57
11th	2393	Lindsay McMillan	EPOC	W40	53:29 (15)	96:53 (10)	150:22
12th	1131	Isabel Berry	BL	W40	51:28 (13)	105:27 (13)	156:55
13th	3243	Jennifer Williamson	ERYRI	W40	57:19 (17)	102:26 (12)	159:45
14th	2165	Kerina Lake	SBOC	W45	50:54 (12)	109:51 (14)	160:45
15th	2472	Anne Murgatroyd	AIRE	W40	48:23 (10)	112:54 (16)	161:17
16th	1168	Erica Blyth	Attunda OK	W40	49:48 (11)	114:12 (17)	164:00
17th	3382	Keren Ziv		W45	60:06 (18)	111:38 (15)	171:44
18th	2695	Julia Preston	SROC	W40	53:33 (16)	124:49 (20)	178:22
19th	1642	Kathryn Evans	WAROC	W40	65:35 (19)	115:02 (18)	180:37
20th	2289	Julie Mair	AIRE	W40	67:08 (20)	133:40 (21)	200:48
21st	1345	Jane Chisholm	BASOC	W40	87:56 (26)	121:34 (19)	209:30
22nd	2854	Rebecca Rowe	SROC	W40	69:18 (22)	145:07 (22)	214:25
23rd	1372	Sarah Clough	DEVON	W40	69:08 (21)	164:51 (24)	233:59
24th	2166	Julie Laliberte	Southern Michigan Orienteering Club	W40	92:20 (27)	157:20 (23)	249:40
	1139	Helen Bickle	WAOC	W40	80:03 (23)	-	-
	2016	Kate Hughes		W40	83:57 (24)	-	-
	2419	Fiona Millington	MDOC	W40	84:09 (25)	-	-
	2154	Anna-Kaisa Koskela-Brook	LOG	W40	rtd	-	-

JK 2023 - Day 3 - Long

April 09, 2023

OVERALL RESULTS

W40S

Pos	No.	Name	Club	Age Class	E2 Pos	E3 Pos	Time
1st	2797	Kate Robertson	MAROC 	W40	33:03 (1)	51:27 (1)	84:30
2nd	1053	Fionne Austin	LVO 	W40	40:10 (2)	74:51 (4)	115:01
3rd	1513	Michelle Davies	DEE 	W40	42:45 (3)	72:58 (3)	115:43
4th	2683	Emily Powell	DVO 	W40	43:23 (4)	72:57 (2)	116:20
5th	2028	Yvonne Hung	MDOC 	W40	50:46 (5)	88:34 (6)	139:20
6th	1918	Liz Heaton	LOC 	W40	72:48 (12)	79:23 (5)	152:11
7th	3028	Katharine Swalwell	DVO 	W40	54:16 (7)	104:36 (9)	158:52
8th	2556	Elaine O'Hara-Styles	BAOC 	W40	62:26 (9)	101:54 (8)	164:20
9th	2462	Frances Moseley	SROC 	W40	71:12 (11)	96:47 (7)	167:59
10th	2993	Claire Stamp	WCH 	W40	65:13 (10)	141:41 (10)	206:54
	2349	Pauline May	PFO 	W40	51:02 (6)	rtd	-
	2735	Karen Ransley	SAX 	W40	86:21 (13)	m4-6 m8-9	-
	2174	Ruth Landrigan	BOK 	W40	56:21 (8)	-	-
	2734	Amy Ransley	NOC 	W40	m1-2 m4-11	-	-
	2450	Helen Moorhouse	SN 	W40	rtd	-	-

JK 2023 - Day 3 - Long

April 09, 2023

OVERALL RESULTS

W45L






Pos	No.	Name	Club	Age Class	E2 Pos	E3 Pos	Time
1st	2820	Sarah Rollins	SN	W45	<u>30:39</u> (1)	<u>53:12</u> (1)	83:51
2nd	1104	Kim Baxter	SYO	W45	32:10 (3)	61:35 (3)	93:45
3rd	2042	Janine Inman	FVO	W45	35:06 (4)	60:57 (2)	96:03
4th	3172	Claire Ward	INT	W45	31:37 (2)	66:40 (6)	98:17
5th	2552	Toni O'Donovan	LEI	W45	37:09 (5)	64:33 (4)	101:42
6th	3014	Jo Stevenson	ESOC	W45	40:27 (7)	65:27 (5)	105:54
7th	2075	Jennifer Johnson	SYO	W45	41:04 (8)	71:35 (7)	112:39
8th	1940	Alison High	SO	W45	45:09 (11)	72:43 (8)	117:52
9th	2433	Sian Mitchell	HH	W45	44:11 (10)	75:21 (9)	119:32
10th	3020	Anne Straube	OD	W45	43:17 (9)	76:43 (10)	120:00
11th	3249	Catherine Wilson	PFO	W45	45:37 (12)	77:46 (12)	123:23
12th	1255	Jo Buckley	AIRE	W45	52:45 (18)	77:06 (11)	129:51
13th	2308	Helen Marsden	HH	W45	48:11 (15)	94:25 (13)	142:36
14th	1310	Brid Casey	SEVO	W45	48:12 (16)	94:42 (14)	142:54
15th	2341	Jo Matthew	SROC	W45	46:40 (13)	96:43 (16)	143:23
16th	1658	Christine Farr	SWOC	W45	65:03 (26)	94:55 (15)	159:58
17th	2569	Moire O'Sullivan	LVO	W45	53:08 (19)	108:21 (22)	161:29
18th	2837	Charlotte Ross	SN	W45	56:38 (21)	109:51 (23)	166:29
19th	1346	Helen Chiswell	DVO	W45	67:22 (29)	100:35 (18)	167:57
20th	1482	Fran Daley	ESOC	W45	62:07 (23)	106:45 (21)	168:52
21st	2048	Bethan Irwin	SBOC	W45	47:55 (14)	125:20 (28)	173:15
22nd	1043	Freya Askham	SMOC	W45	69:14 (33)	106:32 (20)	175:46
23rd	2055	Ange Jackson	WCOC	W45	78:29 (38)	97:39 (17)	176:08
24th	3289	Hannah Woods	SYO	W45	73:39 (36)	110:18 (24)	183:57
25th	2759	Louise Reynolds	SYO	W45	81:40 (42)	102:19 (19)	183:59
26th	1177	Dagmar Borrowman	INVOC	W45	65:43 (27)	122:07 (27)	187:50
27th	1463	Judith Cudden	SYO	W45	71:24 (34)	118:13 (25)	189:37
28th	1504	Kate Darlow	RR	W45	60:54 (22)	137:15 (31)	198:09
29th	2440	Trish Monks	BKO	W45	68:38 (32)	133:12 (30)	201:50
30th	2495	Hannah Nesbit	HH	W45	84:32 (43)	120:38 (26)	205:10
31st	1352	Peichi Chuang	Moxina OK	W45	78:50 (39)	126:45 (29)	205:35
32nd	1928	Sally Heppell	WCOC	W45	68:36 (31)	153:37 (34)	222:13
33rd	1535	Sharon Dickenson	LVO	W45	81:10 (40)	143:54 (32)	225:04
34th	2405	Rebecca Medlock	WSX	W45	77:24 (37)	150:54 (33)	228:18
35th	2367	Rebecca McCreddie	DEE	W45	81:21 (41)	168:29 (35)	249:50
36th	3213	Alison White	KERNO	W55	100:08 (44)	171:34 (36)	271:42
	2686	Johanna Powell	WAO	W45	101:55 (45)	rtd	-
	2565	Eleanor Osborne	LOC	W45	68:10 (30)	m16-19	-
	3204	Abi Weeds	SLOW	W45	39:15 (6)	-	-
	1032	Pippa Archer	CLOK	W45	51:07 (17)	-	-
	1095	Viv Barraclough	EPOC	W45	53:27 (20)	-	-
	2423	Tania Milnes	SROC	W45	63:40 (24)	-	-
	2063	Emma Jarrett	WAO	W45	64:13 (25)	-	-
	1991	Nicola Howard	MOR	W45	66:23 (28)	-	-
	2467	Stephanie Moss	SLOW	W45	71:56 (35)	-	-
	2436	Diane Mitson	POTOC	W45	105:57 (46)	-	-
	2869	Kim Sanderson	NATO	W45	w8	-	-

JK 2023 - Day 3 - Long

April 09, 2023

OVERALL RESULTS

W45S

Pos	No.	Name	Club	Age Class	E2 Pos	E3 Pos	Time
1st	2281	Maria MacKenzie	EBOR 	W45	41:06 (3)	<u>54:32</u> (1)	95:38
2nd	2398	Elanor McNamara	AYROC 	W45	40:42 (2)	56:51 (2)	97:33
3rd	2658	Faye Pinker	AIRE 	W45	<u>39:41</u> (1)	58:35 (3)	98:16
4th	2696	Louise Preston	SYO 	W45	59:00 (9)	65:24 (4)	124:24
5th	1402	Hannah Cooper	BOF 	W45	61:11 (10)	73:23 (5)	134:34
6th	2056	Becca Jackson	DEVON 	W45	52:59 (5)	95:03 (8)	148:02
7th	1828	Susan Guy	SYO 	W45	52:51 (4)	96:42 (10)	149:33
8th	2802	Colleen Robinson	Setanta 	W45	56:24 (7)	93:43 (7)	150:07
9th	2146	Kate Kitchin	INT 	W45	58:15 (8)	97:28 (11)	155:43
10th	3192	Sarah Watkins	SROC 	W45	56:15 (6)	111:35 (12)	167:50
11th	3024	Emese Svab	HH 	W45	80:26 (14)	89:24 (6)	169:50
12th	1014	Alexandra Agombar	NGOC 	W45	74:51 (13)	95:25 (9)	170:16
13th	1142	Hanna Biernacka	WAOC 	W45	70:40 (11)	112:56 (13)	183:36
14th	2557	Karen O'Hara-Styles MBE	BAOC 	W45	73:59 (12)	137:42 (14)	211:41
	2869	Kim Sanderson	NATO 	W45	-	m3	-
	2916	Katharine Shrine	SROC 	W45	81:52 (15)	-	-

JK 2023 - Day 3 - Long

April 09, 2023

OVERALL RESULTS

W50L






Pos	No.	Name	Club	Age Class	E2 Pos	E3 Pos	Time
1st	2036	Birgitte Husebye	Fredrikstad Skiklubb	W50	32:11 (1)	66:17 (1)	98:28
2nd	2973	Juliette Soulard	OD	W50	36:54 (2)	68:38 (2)	105:32
3rd	1241	Kirsty Bryan-Jones	FVO	W50	41:47 (3)	80:16 (3)	122:03
4th	1888	Heather Hartman	INT	W50	45:33 (5)	85:13 (6)	130:46
5th	2213	Jen Leonard	FVO	W50	51:06 (14)	84:46 (5)	135:52
6th	1393	Natasha Conway	AIRE	W50	48:39 (7)	89:17 (8)	137:56
7th	1904	Natalie Hawkrigg	BL	W50	42:12 (4)	96:21 (12)	138:33
8th	2564	Beccy Osborn	FVO	W50	52:59 (18)	86:33 (7)	139:32
9th	1440	Amanda Crawshaw	SYO	W50	46:40 (6)	94:31 (11)	141:11
10th	2261	Carol Lovegrove	SN	W50	49:48 (10)	91:35 (9)	141:23
11th	1993	Alison Howe	SAX	W50	49:00 (8)	93:26 (10)	142:26
12th	2817	Ann Roller	SOS	W50	49:30 (9)	98:21 (13)	147:51
13th	1847	Kate Hampshire	NN	W50	53:14 (19)	101:55 (16)	155:09
14th	2233	Jenny Lightfoot	SYO	W50	54:06 (22)	104:36 (17)	158:42
15th	3076	Lynne Thomas	WCOC	W50	59:56 (31)	100:59 (14)	160:55
16th	1326	Anna Chapman	SO	W50	54:39 (23)	108:52 (19)	163:31
17th	2162	Jacque Laird	INVOC	W50	58:16 (27)	105:31 (18)	163:47
18th	3125	Pauline Tryner	SYO	W50	53:17 (20)	112:05 (22)	165:22
19th	3264	Tania Wimberley	Rand Athletic Club Orienteers (RACO)	W50	50:11 (11)	116:01 (25)	166:12
20th	2193	Vanessa Lawson	NGOC	W50	59:36 (29)	110:42 (21)	170:18
21st	2143	Rachel Kirkland	FVO	W50	55:31 (25)	115:12 (24)	170:43
22nd	2284	Michelle Mackervoy	DVO	W50	61:42 (33)	109:47 (20)	171:29
23rd	1347	Vesela Chokoeva	SLOW	W50	70:27 (41)	101:46 (15)	172:13
24th	2391	Morag McLuckie	MOR	W50	52:08 (17)	125:28 (29)	177:36
25th	1807	Ineke Grendelmeier	swissotours.ch	W50	61:19 (32)	121:51 (28)	183:10
26th	2481	Caroline Murray	BOC	W50	50:49 (13)	133:44 (33)	184:33
27th	2416	Lisa Methven	BKO	W50	65:07 (34)	121:01 (27)	186:08
28th	3235	Cath Williams	WCH	W50	71:54 (43)	114:41 (23)	186:35
29th	1598	Cat Edwardes	DEVON	W50	69:33 (39)	118:55 (26)	188:28
30th	1913	Sam Healy	SBOC	W50	56:56 (26)	134:24 (34)	191:20
31st	2795	Hanne Robertson	ESOC	W50	67:37 (37)	129:26 (30)	197:03
32nd	2671	Hilde Rooke Poppe	Fredrikstad Skiklubb	W50	65:38 (35)	133:05 (32)	198:43
33rd	1501	Angela Darley	GO	W50	58:38 (28)	142:57 (35)	201:35
34th	1613	Helen Ellis	PFO	W50	77:26 (46)	133:02 (31)	210:28
35th	1489	Johanna Dammeier	TSV Hirschau	W50	79:22 (48)	142:58 (36)	222:20
36th	1430	Deirdre Coyle	GEN	W50	70:41 (42)	153:15 (38)	223:56
37th	2497	Katja Neumann	MAROC	W50	80:08 (49)	154:56 (39)	235:04
38th	1359	Katie Clarke	SN	W50	76:44 (45)	167:20 (43)	244:04
39th	2853	Martina Rowe	GEN	W50	80:31 (50)	164:28 (42)	244:59
40th	1953	Cinnamon Hodgson	SYO	W50	88:39 (53)	156:55 (40)	245:34
41st	1877	Ruth Harris	DEE	W50	96:45 (57)	149:40 (37)	246:25
42nd	1508	Camilla Darwin	WAOC	W50	96:27 (56)	160:29 (41)	256:56
43rd	2648	Emily Pieters	SYO	W50	86:50 (51)	179:03 (45)	265:53
44th	1211	Frances Britain	MOR	W50	101:11 (60)	168:57 (44)	270:08
45th	1156	Tara Black	INVOC	W50	96:23 (55)	188:55 (46)	285:18
46th	1474	Amy Curtis	BOK	W50	78:57 (47)	319:04 (47)	398:01
	3132	Kate Turner	SO	W50	59:53 (30)	m3-17	-
	1253	Fiona Buckley	BOC	W50	126:27 (62)	rtd	-
	1829	Helen Hague	WAOC	W50	106:21 (61)	w1 m19-20	-
	2751	Helen Rennie	WCOC	W50	55:11 (24)	m9-19	-
	3001	Josie Stansfield	FVO	W50	53:23 (21)	m6-10 m13-15 w17 w19	-
	2990	Jane Stagg	BOK	W50	51:51 (16)	m6-17 m19	-
	1879	Emma Harrison	EPOC	W50	-	84:45 (4)	-
	1436	Alex Crawford	WCOC	W50	67:41 (38)	m9-14	-
	2202	Rachel Leathwood	BOK	W50	50:17 (12)	-	-
	2105	Elin Kalleson	Oppsal Orienteering	W50	51:46 (15)	-	-
	1233	Sophie Brown	AIRE	W50	67:14 (36)	-	-
	1906	Kate Hawks	HH	W50	70:10 (40)	-	-
	2741	Norma Rea	LVO	W50	76:37 (44)	-	-
	1974	Alison Hooper	LOC	W50	86:52 (52)	-	-
	1687	Sharon Finch	OD	W50	91:31 (54)	-	-
	1159	Jane Blackford	BADO	W50	96:53 (58)	-	-

JK 2023 - Day 3 - Long

April 09, 2023

OVERALL RESULTS

W50L

Pos	No.	Name	Club		Age Class	E2 Pos	E3 Pos	Time
	3177	Michelle Ward	NGOC		W50	97:18 (59)	-	-
	3060	Tanya Taylor	LOG		W50	rtd	-	-
	2572	Alice Owen	BOK		W50	m6-13	-	-
	1078	Amy Bank	Southern Michigan Orienteering Club		W50	m2-10	-	-
	3348	Nicola Yule	SO		W50	m6	-	-

JK 2023 - Day 3 - Long

April 09, 2023

OVERALL RESULTS

W50S

Pos	No.	Name	Club	Age Class	E2 Pos	E3 Pos	Time
1st	3174	Lesley Ward	SYO	W50	38:05 (2)	<u>60:31</u> (1)	98:36
2nd	1461	Liz Cross	TVOC	W50	41:51 (3)	73:34 (3)	115:25
3rd	1413	Natsuko Cotter	BOC	W50	48:47 (9)	73:46 (4)	122:33
4th	2131	Kate Kilpatrick	FVO	W50	47:48 (7)	82:22 (8)	130:10
5th	1182	Sharon Bowes	CLARO	W50	44:51 (6)	91:10 (9)	136:01
6th	2534	Fiona O'Brien	KerryO	W50	55:30 (11)	80:58 (7)	136:28
7th	2892	Fia Selmer	TAY	W50	57:13 (12)	79:58 (6)	137:11
8th	1052	Laurence Aughuet	ThOR	W50	48:28 (8)	94:08 (10)	142:36
9th	2019	Sally Hughes	WCH	W50	42:31 (4)	106:07 (17)	148:38
10th	1248	Anne-Sofie Hox Brynildsen	Fredrikstad Skiklubb	W50	52:33 (10)	96:44 (13)	149:17
11th	1126	Judith Bell	ESOC	W50	<u>36:16</u> (1)	113:27 (19)	149:43
12th	2005	Vanessa Howsam	SYO	W50	58:18 (14)	97:04 (14)	155:22
13th	2379	Janette McHendry	WCOC	W50	62:01 (17)	94:47 (11)	156:48
14th	1090	Morlich Barnett	POTOC	W50	57:45 (13)	102:32 (16)	160:17
15th	3184	Beatrice Waters	SO	W50	65:03 (21)	96:42 (12)	161:45
16th	1814	Barbara Griessner	SLOW	W50	59:33 (15)	114:45 (21)	174:18
17th	2718	Judith Purves	RR	W50	81:17 (22)	98:26 (15)	179:43
18th	1424	Alison Cowe	WAOC	W50	63:22 (18)	132:02 (22)	195:24
19th	3277	Patricia Wong		W50	90:39 (23)	108:22 (18)	199:01
20th	1122	Karen Bedwell	DVO	W50	63:42 (19)	158:25 (24)	222:07
21st	2006	Debra Hoyle	PFO	W50	61:02 (16)	175:00 (25)	236:02
22nd	1415	Elizabeth Cottier	ECKO	W50	113:29 (25)	132:49 (23)	246:18
	3177	Michelle Ward	NGOC	W50	-	114:37 (20)	-
	1802	Annika Greenwood	SOC	W50	44:26 (5)	m7-8	-
	2105	Elin Kalleson	Oppsal Orientering	W50	-	61:13 (2)	-
	2741	Norma Rea	LVO	W50	-	74:21 (5)	-
	1769	Esther Gooch	MAROC	W50	64:54 (20)	rtd	-
	3274	Claudia Wirz	swissotours.ch	W55	-	rtd	-
	1545	Sarah Dixon	HH	W50	95:03 (24)	-	-
	2240	Liudmyla Panchuk	Ukraine	W50	117:26 (26)	-	-
	1763	Mel Golding	BKO	W50	m3-6	-	-

JK 2023 - Day 3 - Long

April 09, 2023

OVERALL RESULTS

W55L











Pos	No.	Name	Club	Age Class	E2 Pos	E3 Pos	Time
1st	1068	Yvette Baker	Wellington Orienteering Club	 W55	34:05 (1)	57:40 (2)	91:45
2nd	2624	Jenny Peel	SYO	 W55	36:25 (2)	55:29 (1)	91:54
3rd	2125	Ruth Ker	CLARO	 W55	40:31 (5)	63:39 (3)	104:10
4th	1588	Lorna Eades	INT	 W55	42:58 (9)	63:57 (4)	106:55
5th	3223	Lucy Wiegand	SYO	 W55	38:24 (3)	69:09 (6)	107:33
6th	2387	Marsela McLeod	INVOC	 W55	42:42 (8)	67:17 (5)	109:59
7th	1023	Woo Allen	SN	 W55	41:11 (6)	75:45 (11)	116:56
8th	1291	Sara Campbell	DEE	 W55	38:44 (4)	78:44 (12)	117:28
9th	3098	Cathy Tilbrook	FVO	 W55	49:20 (14)	74:14 (9)	123:34
10th	2285	Susannah Macmillan	ECKO	 W55	45:09 (10)	78:46 (13)	123:55
11th	2932	Susan Skinner	WCOC	 W55	52:43 (19)	72:21 (7)	125:04
12th	1137	Sue Bett	SN	 W55	54:09 (23)	72:51 (8)	127:00
13th	1322	Sal Chaffey	DVO	 W55	45:26 (11)	81:45 (14)	127:11
14th	1833	Ann Haley	INT	 W55	42:02 (7)	85:36 (18)	127:38
15th	1110	Sarah Bayliss	WRE	 W55	51:20 (18)	81:45 (14)	133:05
16th	2927	Julia Simpson	MDOC	 W55	59:39 (35)	75:39 (10)	135:18
17th	1097	Sue Barrie	MAROC	 W55	53:29 (21)	83:01 (17)	136:30
18th	1557	Bronwen Doyle	SYO	 W55	47:22 (12)	90:20 (21)	137:42
19th	2054	Diane Jacks	WRE	 W55	50:12 (15)	87:53 (20)	138:05
20th	2934	Melanie Slade	SN	 W55	56:08 (28)	82:14 (16)	138:22
21st	3315	Eileen Young	Fingal	 W55	55:50 (27)	87:36 (19)	143:26
22nd	2645	Liz Phillips	OD	 W55	50:53 (17)	94:58 (25)	145:51
23rd	2065	Julia Jarvis	SO	 W55	54:27 (24)	93:03 (24)	147:30
24th	2941	Alison Smith	TVOC	 W55	55:30 (25)	92:33 (23)	148:03
25th	2123	Clare Kemsley	BASOC	 W55	50:37 (16)	99:28 (29)	150:05
26th	2358	Jane McCann	MDOC	 W55	59:27 (33)	91:21 (22)	150:48
27th	2484	Deb Murrell	SROC	 W55	48:33 (13)	103:26 (31)	151:59
28th	2709	Stephanie Pruzina	LVO	 W55	57:41 (32)	96:57 (26)	154:38
29th	3169	Louise Walker	SUFFOC	 W55	56:10 (29)	99:11 (28)	155:21
30th	2581	Baiba Ozola	Mona	 W55	55:41 (26)	103:37 (32)	159:18
31st	1188	Sheila Braine	QO	 W55	63:20 (39)	99:06 (27)	162:26
32nd	2430	Kerstin Mitchell	HOC	 W55	60:13 (37)	108:39 (34)	168:52
33rd	3085	Karen Thompson	HOC	 W55	53:54 (22)	115:54 (38)	169:48
34th	2688	Rachel Powell	LOC	 W55	67:47 (45)	105:58 (33)	173:45
35th	2015	Judith Hughes	WCH	 W55	68:14 (46)	109:29 (35)	177:43
36th	1663	Cecilia Fenerty	MDOC	 W55	59:27 (33)	123:17 (44)	182:44
37th	1986	Tamsin Horsler	WIM	 W55	84:01 (60)	101:27 (30)	185:28
38th	2111	Barbara Keenan	DEVON	 W55	52:49 (20)	132:55 (51)	185:44
39th	1719	Karen French	WIM	 W55	65:25 (42)	121:32 (41)	186:57
40th	2061	Lisa James	SOC	 W55	73:46 (52)	114:46 (37)	188:32
41st	1570	Ann-Marie Duckworth	DVO	 W55	66:49 (43)	123:39 (45)	190:28
42nd	2753	Lorraine Reuber	SYO	 W55	73:30 (51)	117:47 (39)	191:17
43rd	1062	Elaine Baker	DEE	 W55	65:04 (41)	127:09 (47)	192:13
44th	3002	Robyn Stanyon	SYO	 W55	82:13 (58)	110:19 (36)	192:32
45th	3330	Helen Livesey	LOC	 W55	72:39 (49)	121:55 (42)	194:34
46th	2248	Julie Lobley	DFOK	 W55	61:50 (38)	132:53 (50)	194:43
47th	2755	Alison Reynolds	DEVON	 W55	78:06 (55)	122:35 (43)	200:41
48th	1287	Elizabeth Campbell	MOR	 W55	68:31 (47)	135:12 (52)	203:43
49th	3257	Rachel Wilson	CLYDE	 W55	81:35 (57)	127:12 (48)	208:47
50th	2896	Marie Claire Shankland	FVO	 W55	89:41 (63)	119:40 (40)	209:21
51st	2283	Miranda Mackereth	HOC	 W55	83:34 (59)	131:01 (49)	214:35
52nd	3140	Anne Tynegate	CLOK	 W60	77:12 (54)	138:52 (53)	216:04
53rd	1190	Caroline Brammer	DEE	 W55	94:46 (65)	124:58 (46)	219:44
54th	3231	Sally Wilkinson	SUFFOC	 W55	73:25 (50)	149:12 (54)	222:37
55th	1640	Joanna Evans	QO	 W55	67:25 (44)	156:06 (57)	223:31
56th	1086	Tracey Barker	SOS	 W55	81:34 (56)	151:53 (55)	233:27
57th	3211	Deborah Whelan	CNOC	 W55	60:03 (36)	184:17 (61)	244:20
58th	1222	Nicola Brooke	WSX	 W55	89:42 (64)	156:34 (58)	246:16
59th	2109	Anne Kayley-Burgess	DVO	 W55	89:33 (62)	160:44 (59)	250:17
60th	2361	Sally McCartney	CLYDE	 W55	95:51 (66)	154:57 (56)	250:48
61st	2303	Sarah Mansel	SUFFOC	 W55	76:09 (53)	177:11 (60)	253:20
62nd	2102	Aine Joyce	GEN	 W55	96:28 (67)	188:20 (62)	284:48
63rd	1382	Alison Collins	LVO	 W55	166:56 (72)	216:21 (63)	383:17

JK 2023 - Day 3 - Long

April 09, 2023

OVERALL RESULTS

W55L

Pos	No.	Name	Club	Age Class	E2 Pos	E3 Pos	Time
	2149	Janet Knight	DEE	 W55	m5-7 m12	rtd	-
	2254	Louise Longhurst	FVO	 W55	57:15 (31)	m11-15	-
	1204	Kate Brett	BAOC	 W55	56:10 (29)	-	-
	1307	Eunice Carter	MWOC	 W55	64:42 (40)	-	-
	1130	Juliet Bentley	SROC	 W55	71:24 (48)	-	-
	2211	Joanne Leigh	HOC	 W55	84:51 (61)	-	-
	3005	Rach Stavert	LOC	 W55	99:36 (68)	-	-
	2333	Nicky Masson	MV	 W55	99:51 (69)	-	-
	2829	Catherine Rooney	RR	 W60	100:58 (70)	-	-
	2222	Karen Lewis	QO	 W55	121:44 (71)	-	-

JK 2023 - Day 3 - Long

April 09, 2023

OVERALL RESULTS

W55S

Pos	No.	Name	Club	Age Class	E2 Pos	E3 Pos	Time
1st	1006	Jane Ackland	INT	W55	<u>26:35</u> (1)	46:48 (2)	73:23
2nd	2407	Sabrina Meister	OLG Dachsen	W55	32:46 (2)	<u>43:33</u> (1)	76:19
3rd	2469	Cornelia Müller	OLV Zug	W55	38:17 (4)	51:13 (3)	89:30
4th	2513	Rosslyn Nicholson	GRAMP	W55	36:44 (3)	64:01 (7)	100:45
5th	1364	Julie Cleary	LOK	W55	43:39 (8)	62:19 (4)	105:58
6th	1758	Dawn Goddard	FVO	W55	43:09 (7)	63:57 (6)	107:06
7th	2414	Sue Metcalfe	NATO	W55	40:53 (5)	67:01 (8)	107:54
8th	3025	Inger Svaland	OL Vallset/Stange	W55	46:35 (9)	63:49 (5)	110:24
9th	3310	Alison Yeates	WCH	W55	47:52 (10)	71:32 (10)	119:24
10th	2899	Helen Sharp	TVOC	W55	54:00 (13)	70:06 (9)	124:06
11th	1297	Jane Carcas	INT	W55	54:13 (14)	76:51 (11)	131:04
12th	3306	Jane Yates	BL	W55	48:04 (11)	83:26 (14)	131:30
13th	3343	Catherine Wetherfield	WCOC	W55	41:09 (6)	91:52 (18)	133:01
14th	3053	Judith Taylor	NGOC	W55	59:28 (16)	76:52 (12)	136:20
15th	1979	Caroline Hornby	MOR	W55	62:38 (19)	89:57 (17)	152:35
16th	2422	Jane Milne	BOK	W55	59:33 (17)	115:34 (21)	175:07
17th	2461	Cathleen Morrison	Ajax	W55	65:01 (20)	113:45 (19)	178:46
18th	2245	Rebecca Lloyd	EPOC	W55	75:51 (22)	114:27 (20)	190:18
19th	2194	Vivianne Lawson	OD	W55	58:47 (15)	144:44 (26)	203:31
20th	2603	Helen Parkinson	FVO	W55	100:05 (26)	117:50 (22)	217:55
21st	2134	Catherine King	Ajax	W55	97:07 (25)	127:52 (25)	224:59
22nd	2363	Jackie McCavana	GEN	W55	104:33 (27)	126:38 (24)	231:11
23rd	2217	Sharon Leung	YAOC (Hong Kong)	W55	88:45 (24)	150:09 (27)	238:54
	2211	Joanne Leigh	HOC	W55	-	83:27 (15)	-
	1130	Juliet Bentley	SROC	W55	-	80:59 (13)	-
	3005	Rach Stavert	LOC	W55	-	89:11 (16)	-
	2222	Karen Lewis	QO	W55	-	123:28 (23)	-
	2328	Helen Martland	EPOC	W55	48:58 (12)	-	-
	3207	Judith Wetherill	WAOC	W55	60:57 (18)	-	-
	3136	Sandy Turner	LOC	W55	65:47 (21)	-	-
	3274	Claudia Wirz	swissotours.ch	W55	80:20 (23)	-	-
	1183	Jane Boyd	NGOC	W60	m3-8	-	-
	2340	Isla Mathieson	CLOK	W55	rtd	-	-

JK 2023 - Day 3 - Long

April 09, 2023

OVERALL RESULTS

W60L

Pos	No.	Name	Club	Age Class	E2 Pos	E3 Pos	Time
1st	2594	Karen Parker	BL	W60	<u>28:23</u> (1)	<u>54:54</u> (1)	83:17
2nd	1119	Alice Bedwell	BOK	W60	34:15 (4)	61:10 (3)	95:25
3rd	2882	Jackie Scarf	EPOC	W60	36:40 (7)	61:57 (4)	98:37
4th	1470	Alison Cunningham	FVO	W60	33:41 (3)	67:02 (6)	100:43
5th	1520	Hazel Dean	FVO	W60	40:25 (16)	60:41 (2)	101:06
6th	1862	Alison Harding	HH	W60	37:00 (10)	64:34 (5)	101:34
7th	3095	Vicky Thornton	FVO	W60	36:46 (8)	68:38 (9)	105:24
8th	2058	Elizabeth Jackson	DEE	W60	37:42 (12)	68:30 (8)	106:12
9th	2537	Mary Ockenden	SROC	W60	40:39 (17)	68:56 (10)	109:35
10th	1111	Rebekah Beadle	LOC	W60	41:20 (19)	69:02 (11)	110:22
11th	1786	Christine Goulding	BL	W60	43:01 (20)	67:29 (7)	110:30
12th	1009	Janet Adams	SYO	W60	34:53 (5)	76:35 (15)	111:28
13th	2760	Margaret Reynolds	SBOC	W60	36:53 (9)	74:42 (14)	111:35
14th	2322	Clare Martin	FVO	W60	40:47 (18)	72:32 (13)	113:19
15th	2629	Helena Pepa	Sundbybergs IK	W60	44:13 (23)	69:24 (12)	113:37
16th	1659	Heather Fellbaum	FVO	W60	35:34 (6)	82:14 (23)	117:48
17th	1462	Helena Crutchley	HALO	W60	39:51 (15)	80:12 (20)	120:03
18th	2320	Joyce Marshall	AIRE	W60	39:40 (14)	82:42 (24)	122:22
19th	2080	Val Johnson	DVO	W60	39:31 (13)	83:11 (25)	122:42
20th	1630	Jaana Eronen	Pihkaniskat	W60	46:21 (29)	76:47 (17)	123:08
21st	2000	Sarah Howes	SAX	W60	49:56 (32)	77:01 (18)	126:57
22nd	1267	Jackie Butt	SARUM	W60	45:44 (28)	81:27 (22)	127:11
23rd	1767	Lesley Gomersall	GRAMP	W60	44:34 (26)	86:53 (27)	131:27
24th	1755	Sally Gilliver	MDOC	W60	51:56 (39)	80:32 (21)	132:28
25th	3281	Judith Wood	PFO	W60	45:26 (27)	88:01 (29)	133:27
26th	2010	Ginny Hudson	NGOC	W60	56:51 (53)	77:18 (19)	134:09
27th	2151	Lindsey Knox	RR	W60	51:25 (38)	86:27 (26)	137:52
28th	1465	Ann Cummings	WCOC	W60	51:02 (35)	87:13 (28)	138:15
29th	3182	Debby Warren	NN	W60	46:21 (29)	93:59 (31)	140:20
30th	1074	Elizabeth Bales	POTOC	W60	43:30 (21)	98:35 (34)	142:05
31st	2188	Julia Laverack	WAROC	W60	66:09 (66)	76:40 (16)	142:49
32nd	2196	Janet Leake	EBOR	W60	44:18 (24)	98:34 (33)	142:52
33rd	2723	Karen Quickfall	SROC	W60	52:45 (43)	90:18 (30)	143:03
34th	1108	Lindsey Bayles	LOC	W60	37:40 (11)	105:56 (43)	143:36
35th	2783	Amanda Roberts	LOG	W60	44:18 (24)	106:34 (45)	150:52
36th	2279	Caroline Mackenzie	CLOK	W60	52:01 (40)	98:59 (35)	151:00
37th	1575	Caz Dudley	MAROC	W60	43:42 (22)	107:45 (48)	151:27
38th	3051	Jo Taylor	SROC	W60	50:07 (33)	101:56 (37)	152:03
39th	1776	Deborah Goodwin	WCOC	W60	50:57 (34)	101:13 (36)	152:10
40th	2292	Jane Malley	NATO	W60	58:20 (55)	96:31 (32)	154:51
41st	2725	Mary Rack	NATO	W60	51:12 (36)	106:17 (44)	157:29
42nd	1934	Eliza Hermann	HH	W60	53:27 (44)	105:20 (41)	158:47
43rd	1900	Maggie Hateley	DEE	W60	55:41 (51)	103:25 (39)	159:06
44th	3280	Heather Wood	GEN	W60	54:08 (46)	106:58 (47)	161:06
45th	1450	Susan Crickmore	SO	W60	55:37 (50)	105:38 (42)	161:15
46th	1371	Fiona Clough	BKO	W60	55:12 (49)	106:38 (46)	161:50
47th	2621	Helen Pedley	EPOC	W60	59:22 (57)	102:34 (38)	161:56
48th	1884	Nicola Hart	DVO	W60	57:22 (54)	111:10 (49)	168:32
49th	2168	Jane Lambert	SO	W60	54:33 (48)	117:37 (55)	172:10
50th	2704	Carol Prosser	BAOC	W60	59:22 (57)	114:20 (52)	173:42
51st	2609	Lucy Paton	SN	W60	56:21 (52)	117:38 (56)	173:59
52nd	2091	Karen Jones	SLOW	W60	62:41 (61)	112:26 (51)	175:07
53rd	1533	Carolyn Dent	BOK	W60	67:00 (68)	111:11 (50)	178:11
54th	1317	Gwenda Cavill	NATO	W60	74:42 (72)	103:53 (40)	178:35
55th	1522	Elizabeth Deane	CorkO	W65	52:07 (41)	128:18 (59)	180:25
56th	1011	Mary Adams	LOC	W60	61:01 (59)	121:19 (58)	182:20
57th	2499	Adele Newall	KERNO	W60	64:15 (63)	118:37 (57)	182:52
58th	2022	Angie Hulley	LOC	W60	72:53 (71)	115:00 (54)	187:53
59th	2318	Penny Marsh	SO	W60	49:54 (31)	147:34 (64)	197:28
60th	1084	Helen Barker	FVO	W60	64:10 (62)	141:41 (60)	205:51
61st	1274	Kim Buxton	DVO	W60	64:48 (64)	141:52 (61)	206:40
62nd	1328	Carole Chapman	LOG	W60	59:07 (56)	149:01 (65)	208:08
63rd	1477	Jacky Dakin	SYO	W60	62:04 (60)	146:52 (63)	208:56

JK 2023 - Day 3 - Long

April 09, 2023

OVERALL RESULTS

W60L

Pos	No.	Name	Club	Age Class	E2 Pos	E3 Pos	Time
64th	2674	Caroline Potter	BOK	W60	83:18 (75)	141:56 (62)	225:14
65th	1036	Sally Arsac-England	ALTAIR	W60	70:34 (70)	164:54 (66)	235:28
66th	1207	Edith Bridcut	GEN	W60	89:06 (76)	182:34 (67)	271:40
	2258	Caroline Louth	WAOCC	W60	75:59 (73)	m11-14	-
	1584	Louise Dunn	SROC	W60	51:13 (37)	m11-13 rtd	-
	2453	Jane Morgan	LOC	W60	31:50 (2)	m5-9 m11-14	-
	2381	Morag McIntyre	INT	W60	64:59 (65)	m11-13 m15-17	-
	2136	Lindsey King	AIRE	W60	53:51 (45)	w17	-
	1638	Janet Evans	WCOC	W60	52:12 (42)	m8-18	-
	2862	Brenda Rutter	SROC	W60	-	114:38 (53)	-
	1853	Karena Hanley	ESOC	W60	54:25 (47)	-	-
	1568	Colette Du Toit	NGOC	W60	66:17 (67)	-	-
	2939	Helen Smethurst	PFO	W60	67:47 (69)	-	-
	2655	Katherine Pike	WIM	W60	81:47 (74)	-	-
	2631	Nora Perkins	BOC	W60	92:59 (77)	-	-
	1324	Yin Wan Chan		W60	m1 m5-11	-	-

JK 2023 - Day 3 - Long

April 09, 2023

OVERALL RESULTS

W60S

Pos	No.	Name	Club	Age Class	E2 Pos	E3 Pos	Time
1st	1444	Sarah Cray	BAOC	W60	44:48 (3)	<u>62:49</u> (1)	107:37
2nd	2538	Mary O'Connell	3ROC	W60	44:51 (4)	85:09 (2)	130:00
3rd	2519	Helen Nisbet	SMOC	W60	49:08 (8)	85:17 (3)	134:25
4th	2562	Liz Orr	CLYDE	W60	50:14 (9)	88:53 (8)	139:07
5th	2062	Bridget Jardine	PFO	W60	45:11 (5)	102:57 (11)	148:08
6th	1231	Pam Brown	HALO	W60	63:45 (13)	88:02 (5)	151:47
7th	1621	Joanna Emberton	EPOC	W60	60:59 (11)	108:11 (13)	169:10
8th	1383	Christine Collins	WCH	W60	76:46 (16)	94:39 (9)	171:25
9th	2857	Rosmarie Rudolf	SLOW	W60	61:05 (12)	114:24 (14)	175:29
10th	2547	Helen O'Donoghue	SOLWAY	W60	65:22 (14)	115:40 (15)	181:02
11th	1208	Jacqui Briggs	BKO	W60	78:11 (17)	161:33 (16)	239:44
	2631	Nora Perkins	BOC	W60	-	88:39 (7)	-
	240	Lai Kuen Mona Cheung		W60	-	95:18 (10)	-
	2655	Katherine Pike	WIM	W60	-	104:24 (12)	-
	2939	Helen Smethurst	PFO	W60	-	85:25 (4)	-
	1057	Amanda Bailey	SN	W60	102:08 (19)	rtd	-
	2983	Kath Speak	MDOC	W60	-	88:15 (6)	-
	1324	Yin Wan Chan		W60	-	m8 m10-11	-
	2508	Janice Nichols	BL	W60	72:54 (15)	rtd	-
	2829	Catherine Rooney	RR	W60	-	m5-7	-
	1392	Keiko Conway	GO	W60	55:52 (10)	m2-6 rtd	-
	1025	Susanne Andersen	BOK	W60	91:40 (18)	m5-7 rtd	-
	1655	Karen Farley	LOC	W60	<u>40:19</u> (1)	-	-
	2215	Kim Leslie	WCOC	W60	41:21 (2)	-	-
	1338	Debbie Charlton	SMOC	W60	47:01 (6)	-	-
	2205	Nora Lee	3ROC	W60	47:18 (7)	-	-
	1753	Valerie Gilleard	AIRE	W60	m4-6	-	-

JK 2023 - Day 3 - Long

April 09, 2023

OVERALL RESULTS

W65L

Pos	No.	Name	Club	Age Class	E2 Pos	E3 Pos	Time
1st	2835	Janet Rosen	HH	W65	30:14 (2)	<u>56:15</u> (1)	86:29
2nd	3262	Allie Wilson Craw	NATO	W65	31:04 (4)	64:07 (3)	95:11
3rd	1434	Ann Cranke	CLOK	W65	38:54 (12)	57:02 (2)	95:56
4th	1599	Carol Edwards	BL	W65	30:52 (3)	66:49 (4)	97:41
5th	2917	Alison Simmons	BOK	W65	33:01 (6)	67:01 (5)	100:02
6th	1421	Julie Couch	EPOC	W65	34:58 (8)	68:40 (7)	103:38
7th	2636	Amelia Petrie	CLYDE	W65	37:12 (10)	68:25 (6)	105:37
8th	2198	Diane Leakey	SLOW	W65	31:22 (5)	75:49 (10)	107:11
9th	2677	Liz Potterton	CLARO	W65	40:18 (15)	73:24 (9)	113:42
10th	2230	Jill Libby	BL	W65	33:37 (7)	80:07 (14)	113:44
11th	2782	Maggie Roach	Luxembourg OC	W65	49:24 (30)	72:38 (8)	122:02
12th	2237	Sally Lindsay	ESOC	W65	42:53 (17)	79:24 (13)	122:17
13th	1560	Carol Dredge	WCH	W65	47:33 (26)	76:14 (11)	123:47
14th	2355	Pauline McAdam	KFO	W65	37:39 (11)	87:07 (16)	124:46
15th	2122	Helen Kelsey	BOK	W65	48:04 (28)	82:16 (15)	130:20
16th	2786	Marie Roberts	MDOC	W65	53:34 (37)	88:58 (17)	142:32
17th	2445	Pat Moody	DEE	W65	45:51 (23)	111:04 (20)	156:55
18th	3285	Shirley Wood	AIRE	W65	60:10 (43)	100:37 (18)	160:47
19th	1153	Susan Birtwistle	CLARO	W65	50:04 (31)	111:00 (19)	161:04
20th	3303	Rosie Wych	QO	W65	45:19 (21)	118:09 (22)	163:28
21st	1456	Janet Cronk	WAOC	W65	44:13 (20)	119:47 (23)	164:00
22nd	1175	Jane Booker	NOC	W65	49:00 (29)	121:32 (24)	170:32
23rd	1875	Ann Harris	SMOC	W65	54:01 (38)	117:49 (21)	171:50
24th	1908	Kathy Haynes	WAOC	W65	50:07 (32)	122:13 (25)	172:20
25th	3193	Debbie Watson	WCOC	W65	46:23 (24)	128:07 (26)	174:30
26th	1030	Jane Archer	SN	W65	45:47 (22)	134:28 (27)	180:15
27th	2560	Helen O'Neil	NOC	W65	59:55 (42)	135:49 (28)	195:44
28th	3121	Susan Toomer	QO	W65	73:27 (47)	143:30 (29)	216:57
29th	2155	Jette Dina Kreiberg	OK Roskilde	W65	60:23 (44)	175:43 (30)	236:06
	3373	Jill Cochrane	SROC	W65	63:37 (46)	m10	-
	1858	Fiona Hanstock	BOK	W65	55:02 (39)	m10-13	-
	1907	Linda Hayles	EPOC	W65	79:21 (48)	rtd	-
	2110	Jane Kayley-Burgess	DVO	W65	53:24 (36)	m3-10	-
	1838	Jackie Hallett	BOK	W65	<u>29:41</u> (1)	w9	-
	3374	Maggie Scrugham	LOC	W65	43:24 (18)	mS m3-10	-
	2953	Jill Smith	EBOR	W65	39:32 (13)	m8-14	-
	1399	Trish Coombs	MAROC	W65	40:00 (14)	m7-8 m10	-
	1185	Marcia Bradbury	SYO	W65	40:25 (16)	w7	-
	1356	Karen Clark	EBOR	W65	-	77:51 (12)	-
	2038	Carol Iddles	RAFO	W65	47:37 (27)	m4-7 rtd	-
	1874	Gill Harrington	SYO	W65	47:02 (25)	rtd	-
	2811	Elizabeth Roche	LOC	W65	35:59 (9)	-	-
	1236	Gill Browne	LOC	W65	43:57 (19)	-	-
	2505	Sheelagh Nichol	AYROC	W65	50:44 (33)	-	-
	1288	Jane Campbell	DEE	W65	50:53 (34)	-	-
	1625	Jacqueline Embrey	SROC	W65	52:30 (35)	-	-
	1677	Judith Filmore	LOC	W65	56:23 (40)	-	-
	2527	Bernie O' Boyle	CNOC	W65	57:32 (41)	-	-
	2023	Linda Hulley	SO	W65	60:48 (45)	-	-
	3015	Jane Stew	OD	W65	87:29 (49)	-	-
	3210	Helen Wheelwright	SOC	W65	98:09 (50)	-	-

JK 2023 - Day 3 - Long

April 09, 2023

OVERALL RESULTS

W65S

Pos	No.	Name	Club	Age Class	E2 Pos	E3 Pos	Time
1st	2801	Christine Robinson	LOC	W65	28:20 (3)	<u>73:42</u> (1)	102:02
2nd	1514	Patricia Davies	BL	W65	28:07 (2)	79:48 (2)	107:55
3rd	1710	Jo Foster	BOK	W65	36:31 (4)	85:07 (3)	121:38
4th	1977	Sue Hooper	HH	W65	46:48 (8)	95:06 (7)	141:54
5th	1593	Kim Eden	NOR	W65	43:35 (5)	101:01 (9)	144:36
6th	3077	Rachel Thomas	SMOC	W65	80:53 (14)	110:22 (10)	191:15
7th	3133	Kathryn Turner	TVOC	W65	60:24 (10)	167:27 (12)	227:51
8th	2600	Penny Parkes	HH	W65	75:55 (13)	202:31 (13)	278:26
	1288	Jane Campbell	DEE	W65	-	95:38 (8)	-
	2505	Sheelagh Nichol	AYROC	W65	-	86:39 (5)	-
	1102	Helen Baxter	LVO	W65	-	85:58 (4)	-
	2898	Gill Sharp	SN	W65	m3	94:18 (6)	-
	3210	Helen Wheelwright	SOC	W65	-	w1 m4-6 w9	-
	2023	Linda Hulley	SO	W65	-	142:56 (11)	-
	3061	Wendy Taylor	CLOK	W65	54:39 (9)	m2-9	-
	1892	Lynden Hartmann	SYO	W65	43:44 (6)	m3-6 m8-9	-
	2227	Stella Lewsley	BL	W65	<u>27:50</u> (1)	-	-
	3294	Lesley Wornham	WCOC	W65	45:36 (7)	-	-
	2714	Rowan Purkis	LOC	W65	61:30 (11)	-	-
	2767	Anyta Richardson	Fingal	W65	68:50 (12)	-	-

JK 2023 - Day 3 - Long

April 09, 2023

OVERALL RESULTS

W70L

Pos	No.	Name	Club	Age Class	E2 Pos	E3 Pos	Time
1st	2296	Jill Manning	SWOC	W70	39:31 (4)	60:32 (1)	100:03
2nd	1232	Sarah Brown	SLOW	W70	33:28 (1)	67:30 (2)	100:58
3rd	3011	Susan Stevens	AIRE	W70	44:03 (8)	69:25 (4)	113:28
4th	1756	Inara Gipsle	TVOC	W70	37:28 (3)	76:16 (7)	113:44
5th	1732	Helen Gardner	EBOR	W70	35:04 (2)	79:38 (8)	114:42
6th	3239	Mary Williams	ESOC	W70	50:45 (16)	67:56 (3)	118:41
7th	2129	Christine Kiddier	BL	W70	40:40 (6)	82:19 (12)	122:59
8th	2076	Judy Johnson	BL	W70	47:30 (13)	75:59 (6)	123:29
9th	2489	Janet Nash	LOC	W70	51:12 (17)	73:19 (5)	124:31
10th	2836	Miriam Rosen	SROC	W70	40:20 (5)	84:58 (13)	125:18
11th	2828	Susan Roome	SROC	W70	45:43 (11)	81:09 (9)	126:52
12th	1548	Jillyan Dobby	MDOC	W70	45:07 (10)	82:11 (11)	127:18
13th	3043	Rosalind Taunton	NGOC	W70	52:58 (19)	84:58 (13)	137:56
14th	3295	Jenny Wren	BL	W70	56:55 (24)	81:16 (10)	138:11
15th	3248	Anne Wilson	AIRE	W70	53:12 (20)	86:03 (15)	139:15
16th	1516	Catherine Dawson	NATO	W70	50:02 (15)	90:56 (17)	140:58
17th	1308	Liz Carter	AIRE	W70	42:57 (7)	98:59 (21)	141:56
18th	1044	Julie Astin	WSX	W70	48:26 (14)	93:40 (19)	142:06
19th	1484	Margaret Dagleish	ESOC	W70	46:17 (12)	96:03 (20)	142:20
20th	2365	Diana McClure	SBOC	W70	55:00 (21)	90:45 (16)	145:45
21st	1694	Teresa Finlay	FERMO	W70	55:28 (23)	100:11 (22)	155:39
22nd	3233	Margaret Willdig	OD	W70	57:05 (25)	106:30 (24)	163:35
23rd	3191	Rosie Watkins	NGOC	W70	61:24 (27)	103:40 (23)	165:04
24th	1530	Marian Denham	POTOC	W75	52:32 (18)	118:01 (25)	170:33
25th	2471	Denise Mullins	SARUM	W70	79:47 (33)	93:23 (18)	173:10
26th	3156	Barbara Verity	DEE	W70	62:53 (28)	133:51 (26)	196:44
27th	3242	Isobel Williamson	LOC	W70	64:07 (29)	142:00 (27)	206:07
28th	1306	Mary Carrick	HALO	W70	85:55 (35)	154:57 (28)	240:52
29th	1556	Alison Doyle	MDOC	W70	126:59 (37)	252:55 (29)	379:54
	1229	Lesley Brown	HOC	W70	87:37 (36)	rtd	-
	2275	Viv Macdonald	DVO	W70	75:04 (32)	w8 m10	-
	2904	Rosie Shaw	SMOC	W70	60:45 (26)	m4-10	-
	2784	Christine Roberts	EBOR	W70	55:23 (22)	w8	-
	1697	Jean Fitzgerald	SAX	W70	m5-10	m8	-
	1610	Elizabeth Elliott	WCOC	W70	44:33 (9)	-	-
	1523	Margaret Dearman	MOR	W70	69:01 (30)	-	-
	2691	Nancy Powell Davies	BL	W70	73:27 (31)	-	-
	1138	Hazel Bickle	WAOC	W70	81:54 (34)	-	-

JK 2023 - Day 3 - Long

April 09, 2023

OVERALL RESULTS

W70S

Pos	No.	Name	Club	Age Class	E2 Pos	E3 Pos	Time
1st	2052	Noreen Ives	WAOC	W70	37:38 (2)	61:18 (2)	98:56
2nd	1968	Judith Holt	DVO	W70	<u>34:05 (1)</u>	79:47 (5)	113:52
3rd	2107	Karin Karlsson	Uddevalla OK	W70	46:00 (4)	79:31 (4)	125:31
4th	2135	Christine King	BOK	W70	46:39 (5)	79:08 (3)	125:47
5th	3256	Pauline Wilson	SYO	W70	48:15 (6)	86:39 (6)	134:54
6th	3050	Janet Taylor	MDOC	W70	49:51 (7)	96:22 (7)	146:13
7th	1615	Ruth Ellis	DVO	W70	51:10 (8)	101:53 (8)	153:03
	1822	Judith Guillaume	SYO	W70	-	<u>56:49 (1)</u>	-
	1138	Hazel Bickle	WAOC	W70	-	114:20 (9)	-
	1561	Liz Drew	CLARO	W70	-	m4-6 m8-11	-
	2346	Anne May	SWOC	W70	44:21 (3)	-	-
	3089	Jo Thornley	AIRE	W75	51:18 (9)	-	-

JK 2023 - Day 3 - Long

April 09, 2023

OVERALL RESULTS

W75

Pos	No.	Name	Club	Age Class	E2 Pos	E3 Pos	Time
1st	1300	Sheila Carey	OD	W75	28:28 (2)	<u>62:36</u> (1)	91:04
2nd	1850	Sue Hands	WIM	W75	<u>27:58</u> (1)	69:53 (2)	97:51
3rd	2585	Hilary Palmer	NOC	W75	28:30 (3)	73:27 (3)	101:57
4th	1749	Hazel Gibbs	LOC	W75	30:13 (4)	79:28 (5)	109:41
5th	1761	Liz Godfree	DVO	W75	32:27 (6)	77:17 (4)	109:44
6th	2702	Beryl Pring	SAX	W75	40:12 (11)	87:46 (6)	127:58
7th	1157	Karen Blackburn	BL	W75	31:51 (5)	101:06 (9)	132:57
8th	3019	Sheila Strain	ELO	W75	36:42 (7)	96:31 (8)	133:13
9th	1468	Joan Cumpstey	BL	W75	36:50 (8)	106:08 (11)	142:58
10th	1782	Jill Gorvett	SYO	W75	47:35 (14)	101:35 (10)	149:10
11th	3093	Charlotte Thornton	SARUM	W75	41:05 (12)	109:10 (12)	150:15
12th	2493	Helen Neild	LOC	W75	59:25 (21)	93:01 (7)	152:26
13th	1423	Fiona Coventry	NOR	W75	49:05 (16)	109:50 (13)	158:55
14th	1840	Sue Hallett	OD	W75	49:27 (17)	111:25 (14)	160:52
15th	3356	Christine Middleton	DVO	W75	61:15 (23)	114:34 (15)	175:49
16th	2943	Ann Smith	LOC	W75	51:39 (19)	131:30 (16)	183:09
17th	2859	Geraldine Russell	SOS	W75	72:40 (26)	140:47 (17)	213:27
	1219	Julie Brook	MDOC	W75	70:57 (25)	m2-4 rtd	-
	3012	Anne Stevenson	ESOC	W75	68:09 (24)	m10	-
	2719	Eleanor Pyrah	ESOC	W75	39:30 (9)	m3	-
	2839	Gill Ross	EPOC	W75	39:31 (10)	m5-11	-
	1614	Jan Ellis	NOC	W75	51:23 (18)	m5-9 m11	-
	2960	Sheila Smith	EBOR	W75	48:49 (15)	m3-8 m10-12	-
	1924	Lindsey Hensman	FVO	W75	53:59 (20)	rtd	-
	3309	Liz Yeadon	SARUM	W75	81:23 (27)	rtd	-
	1870	Elsie Hargreaves	KERNO	W75	42:56 (13)	-	-
	1406	Monika Cooper	SYO	W75	59:30 (22)	-	-

JK 2023 - Day 3 - Long

April 09, 2023

OVERALL RESULTS

W80





Pos	No.	Name	Club	Age Class	E2 Pos	E3 Pos	Time
1st	1699	Clare Fletcher	BOK	W80	<u>32:13</u> (1)	<u>62:52</u> (1)	95:05
2nd	1553	Judy Douglas	POTOC	W80	38:10 (3)	71:43 (3)	109:53
3rd=	1657	Barbara Farr	POTOC	W80	33:54 (2)	90:41 (7)	124:35
3rd=	2764	Ruth Rhodes	SO	W80	56:04 (7)	68:31 (2)	124:35
5th	2848	Jean Rostron	POTOC	W80	41:48 (4)	86:17 (5)	128:05
6th	2687	Judith Powell	AIRE	W80	45:18 (5)	89:31 (6)	134:49
7th	1842	Joan Hambleton	SARUM	W80	54:17 (6)	84:18 (4)	138:35
	2925	Hilary Simpson	OD	W80	59:15 (8)	m5-11	-
	2891	Joan Selby	CLOK	W80	63:18 (9)	m7	-
	2627	Freda Peirce	SARUM	W80	133:19 (11)	m10	-
	3219	Angela Whitworth	BL	W80	-	m3-5 m8-11	-
	1101	Ella Baxter	SYO	W14	16:30	-	-
	1885	Pat Hart	SARUM	W80	80:58 (10)	-	-

JK 2023 - Day 3 - Long

April 09, 2023

OVERALL RESULTS

W85

Pos	No.	Name	Club	Age Class	E2 Pos	E3 Pos	Time
1st	3083	Jenny Thompson	TVOC	 W85	<u>38:03</u> (1)	<u>47:55</u> (1)	85:58
2nd	1745	Barbara George	NOR	 W85	46:24 (2)	73:53 (2)	120:17
3rd	2938	Alison Sloman	HOC	 W85	50:04 (3)	75:19 (3)	125:23
4th	1150	Sue Birkinshaw	MDOC	 W85	81:09 (4)	96:41 (4)	177:50

JK 2023 - Day 3 - Long

April 09, 2023

OVERALL RESULTS

W90

Pos No.	Name	Club	Age Class	E2 Pos	E3 Pos	Time
1121	Eileen Bedwell	CLOK 	W90	m4-7	rtd	-

JK 2023 - Day 3 - Long

April 09, 2023

OVERALL RESULTS

M21E1

Pos	No.	Name	Club		Age Class	E2 Pos	E3 Pos	Time
1st	4	Alexander Chepelin	INT		M21	35:25 (1)	88:48 (2)	124:13
2nd	2	Joshua Dudley	MAROC		M21	36:38 (5)	88:12 (1)	124:50
3rd	7	Nathan Lawson	OD		M21	36:48 (6)	90:15 (3)	127:03
4th	3	Peter Taylor-Bray	MDOC		M21	35:49 (4)	93:22 (7)	129:11
5th	9	Joe Woodley	LOC		M21	38:57 (11)	90:59 (4)	129:56
6th	42	Oli Johnson	SYO		M45	39:21 (13)	91:53 (5)	131:14
7th	27	Jonathan Crickmore	SYO		M21	37:47 (8)	93:44 (8)	131:31
8th	1	Ben Mitchell	SBOC		M21	39:11 (12)	92:34 (6)	131:45
9th	8	Matthew Gooch	EUOC		M21	37:20 (7)	97:31 (10)	134:51
10th	92	Sindre Østgulen Deisz	Nydalens SK		M21	39:53 (17)	98:35 (13)	138:28
11th	41	Aidan Smith	INT		M21	42:07 (28)	98:28 (11)	140:35
12th	12	Alasdair Pedley	AROS		M21	40:19 (19)	100:17 (14)	140:36
13th	17	James Ackland	CUOC		M21	42:14 (29)	98:31 (12)	140:45
14th	22	Colm Moran	INT		M21	40:45 (21)	100:53 (15)	141:38
15th	31	Philip Vokes	OD		M21	45:30 (43)	96:27 (9)	141:57
16th	33	Duncan Birtwistle	OD		M21	40:50 (22)	102:03 (18)	142:53
17th	18	Flurry Grierson	DEVON		M21	39:29 (14)	104:23 (23)	143:52
18th	98	Halvor Eid Nielsen	Nydalens SK		M21	42:19 (30)	101:43 (17)	144:02
19th	13	Paul Pruzina	LVO		M21	39:38 (16)	104:33 (25)	144:11
20th	68	Louis Haltz	Tous Azimuts Douai		M21	41:41 (26)	102:37 (20)	144:18
21st	129	Tim Morgan	INT		M21	43:14 (37)	101:34 (16)	144:48
22nd	138	Jamie Parkinson	DEVON		M21	40:31 (20)	104:32 (24)	145:03
23rd	63	Alasdair McLeod	FVO		M21	43:02 (35)	102:46 (21)	145:48
24th	10	Thomas Wilson	CLYDE		M21	40:55 (23)	105:02 (26)	145:57
25th	139	Lewis Taylor	FVO		M21	42:30 (31)	105:05 (27)	147:35
26th	71	Ben Windsor	DRONGO		M21	45:34 (44)	102:21 (19)	147:55
27th=	69	Adam Potter	BOK		M21	42:42 (33)	106:31 (29)	149:13
27th=	62	Matthew Elkington	OD		M21	45:26 (42)	103:47 (22)	149:13
29th	67	Alistair Thornton	FVO		M21	42:30 (31)	107:30 (32)	150:00
30th	101	Sverre Turtur Sandvold	Nydalens SK		M21	43:28 (38)	107:47 (33)	151:15
31st	52	Hakon Christiansen	Nydalens SK		M21	44:19 (39)	107:14 (31)	151:33
32nd	149	Finlay Todd	INVOC		M21	42:53 (34)	109:21 (34)	152:14
33rd	95	Richard Robinson	NOC		M40	45:50 (47)	107:02 (30)	152:52
34th	46	Finlay Johnson	SROC		M21	39:33 (15)	113:34 (36)	153:07
35th	34	Ruairi Short	CNOC		M21	47:05 (52)	106:26 (28)	153:31
36th	43	Rhys Findlay-Robinson	LOC		M35	41:05 (24)	117:00 (40)	158:05
37th	47	Ruairi Long	Nydalens SK		M21	45:44 (45)	113:34 (36)	159:18
38th	100	John Kasper Svergja	Nydalens SK		M21	46:21 (49)	113:02 (35)	159:23
39th	44	Luke Fisher	DRONGO		M21	48:13 (58)	114:11 (38)	162:24
40th	19	Boyan Ivandjиков	EUOC		M21	45:58 (48)	116:43 (39)	162:41
41st	70	Tom Lines	EUOC		M21	45:47 (46)	117:06 (41)	162:53
42nd	89	William Rigg	INT		M21	50:37 (66)	117:39 (42)	168:16
43rd	54	Harry McMurtrie	DEVON		M21	47:58 (55)	122:45 (43)	170:43
44th	97	Oliver Williams	MDOC		M21	48:36 (59)	123:34 (44)	172:10
45th	72	Graeme Rennie	CNOC		M21	49:02 (60)	125:16 (46)	174:18
46th	118	Simen Nielsen	Nydalens SK		M21	52:56 (73)	125:01 (45)	177:57
47th	90	Joe Thomas	SYO		M21	47:37 (53)	133:49 (50)	181:26
48th	144	Robert Gardner	OD		M21	52:26 (70)	129:30 (47)	181:56
49th	16	Thomas Laraia	EUOC		M21	48:12 (57)	134:38 (53)	182:50
50th	103	Rudi Paul	STAG		M21	49:56 (61)	133:40 (49)	183:36
51st	56	Daniel Weaver	UBOC		M21	52:05 (68)	132:16 (48)	184:21
52nd	115	Charlie Adams	SYO		M55	50:25 (63)	134:02 (51)	184:27
53rd	38	Tom Dobra	TVOC		M21	55:13 (82)	134:04 (52)	189:17
54th	25	Tsz Chun Jason Wong	SLOW		M21	53:52 (77)	138:30 (54)	192:22
55th	74	Robert Finch	NGOC		M21	55:11 (81)	139:43 (55)	194:54
56th	113	Adam Fieldhouse	QO		M21	52:34 (71)	142:35 (57)	195:09
57th	130	Jostein Svaland Dale	Aas-NMBU Orientering		M21	54:23 (79)	142:08 (56)	196:31
58th	73	Dom Dakin	SYO		M21	52:21 (69)	144:41 (61)	197:02
59th	28	Lok Hin Ma	HKIOF		M21	53:12 (75)	144:26 (60)	197:38
60th	57	Scott Collier	KERNO		M35	54:20 (78)	143:25 (58)	197:45
61st	24	Ben Stevens	DRONGO		M35	52:34 (71)	146:14 (62)	198:48
62nd	53	Grey Grierson	DEVON		M21	56:23 (85)	143:45 (59)	200:08
63rd	114	Stanley Heap	EUOC		M21	54:32 (80)	147:04 (63)	201:36

JK 2023 - Day 3 - Long

April 09, 2023

OVERALL RESULTS

M21E1

Pos	No.	Name	Club	Age Class	E2 Pos	E3 Pos	Time
64th	116	Liam Marsh	SO	M21	53:20 (76)	148:25 (64)	201:45
65th	58	Nicholas Jarvis	SO	M21	53:05 (74)	152:08 (66)	205:13
66th	81	Joseph Goodwin	SHUOC	M21	56:24 (86)	150:28 (65)	206:52
67th	30	Darragh Hoare	BOC	M21	50:55 (67)	156:55 (68)	207:50
68th	32	Tsz Wai Yu	Hong Kong China	M21	55:42 (83)	152:57 (67)	208:39
69th	76	James Rogers	LOC	M21	55:51 (84)	161:49 (69)	217:40
	21	Torkil Eide Solstad	Nydalens SK	M21	41:55 (27)	m9	-
	51	Lachlan Chavasse	DRONGO	M21	48:06 (56)	m15-17 m32-36	-
	15	Andrin Wey	OLG Zurich	M21	46:35 (50)	m29 m32-39	-
	6	Alastair Thomas	WCOC	M21	35:29 (2)	rtd	-
	11	Chris Smithard	FVO	M21	35:42 (3)	rtd	-
	26	William Gardner	OD	M21	38:48 (10)	w32	-
	23	Daniel Spencer	WCOC	M21	43:12 (36)	m4-9 m32-37 m39	-
	65	Alan Cherry	Nydalens SK	M21	39:56 (18)	m1-19 m21-30 m32-39	-
	20	David Bunn	EUOC	M21	41:30 (25)	rtd	-

JK 2023 - Day 3 - Long

April 09, 2023

OVERALL RESULTS

M21E2

Pos	No.	Name	Club	Age Class	E2 Pos	E3 Pos	Time
1st	5	Andrin Bieri	Vompatti OK	M21	59:21 (94)	<u>114:39</u> (1)	174:00
2nd	75	Luke Parker	CLARO	M21	61:27 (100)	136:20 (2)	197:47
3rd	104	Christopher Embrey	MDOC	M21	58:23 (91)	144:00 (4)	202:23
4th	157	Tim Scarbrough	MV	M35	56:47 (87)	151:22 (6)	208:09
5th	117	Robin Fieldhouse	QO	M21	58:57 (93)	150:40 (5)	209:37
6th	124	Valdas Tilunas	3ROC	M45	65:04 (109)	154:19 (8)	219:23
7th	143	Simon Gregersen	ESOC	M21	63:01 (103)	157:16 (9)	220:17
8th	61	Kin Kwan Kwok	KOS BnO Szczecin	M21	72:05 (120)	151:32 (7)	223:37
9th	82	Aidan McCullough	3ROC	M21	57:56 (90)	167:33 (11)	225:29
10th	158	Anthony Emmet	LOC	M45	66:09 (113)	167:58 (12)	234:07
11th	80	Alex Moore	WAOC	M21	65:31 (111)	169:29 (13)	235:00
12th	29	Florian Wepfer	Vompatti OK	M21	57:36 (89)	185:56 (20)	243:32
13th	146	Sam Gibbs	WAROC	M45	69:13 (116)	175:11 (15)	244:24
14th	105	Thomas Entwistle	SYO	M21	70:10 (117)	177:44 (18)	247:54
15th	36	Joshua Ho Kiu Au	SLOW	M20	58:32 (92)	189:33 (24)	248:05
16th	49	Man Long Chow	Hong Kong China	M21	70:17 (119)	179:57 (19)	250:14
17th	84	Craig Lucas	LOG	M21	74:56 (123)	175:28 (16)	250:24
18th	111	George Savell	LVO	M35	68:54 (115)	186:13 (21)	255:07
19th	140	Oliver Rant	QO	M21	80:15 (129)	176:23 (17)	256:38
20th	40	Tsz Fung Yu	OD	M21	64:25 (107)	194:37 (25)	259:02
21st	85	Ross White	STAG	M21	75:59 (125)	188:02 (23)	264:01
22nd	79	Rowan Lee	DRONGO	M21	63:05 (104)	201:16 (26)	264:21
23rd	126	Matthew Dixon	CUOC	M21	78:05 (127)	186:49 (22)	264:54
24th	148	Daniel Stansfield	FVO	M21	132:08 (146)	136:31 (3)	268:39
25th	88	Connor Smith	EPOC	M21	98:38 (136)	174:12 (14)	272:50
26th	142	John O'Donovan	Ajax	M35	74:24 (121)	222:39 (30)	297:03
27th	153	Rodrigo Lara Molina	interlopers	M21	95:42 (135)	206:38 (27)	302:20
28th	50	Himmy Lau	SLOW	M21	79:28 (128)	230:39 (31)	310:07
29th	156	Jeremy Colgan	Hudson Valley Orienteering	M50	102:16 (140)	212:00 (29)	314:16
30th	155	Jack Redvers Harris		M21	103:37 (142)	211:54 (28)	315:31
31st	137	Jamie Hoyle	PFO	M21	98:57 (137)	240:34 (32)	339:31
32nd	122	Christopher Prince	HAVOC	M21	99:13 (138)	244:09 (33)	343:22
33rd	154	Mickaël Mysoet	Tous Azimuts Douai	M21	127:24 (145)	263:08 (34)	390:32
	93	Lap On Leung	COBOC	M55	160:09 (148)	m33-38	-
	78	Chi Kin Chau	YAOC (Hong Kong)	M35	135:27 (147)	m28 m33-38	-
	83	Ting Ho Gilbert Lee	MDOC	M21	107:54 (143)	m22-41	-
	145	Alex Mitchell	HOC	M21	67:18 (114)	rtd	-
	109	Dylan Sherman	OUOC	M21	90:07 (134)	m33-41	-
	45	Kit Grierson	DEVON	M21	65:03 (108)	w28 m30-31 m33-38 w40	-
	60	Ryan Elliot	SYO	M21	64:16 (106)	m2-12 m16-18 m20 m26-31 m33-38	-
	99	Bradley Lund	WSX	M21	61:16 (98)	m4-41	-
	152	Nicolas Napierala	Tous Azimuts Douai	M21	60:55 (97)	m33-38	-
	55	Kwok Wai Choy	HKOC	M40	74:53 (122)	m33-41	-
	48	Andrew Stemp	AIRE	M21	57:01 (88)	m5-10 m16-18 m33-36	-
	35	Jonny Malley	MDOC	M21	w11	163:57 (10)	-
	131	Zhenlong Li	OUOC	M21	w17	270:14 (35)	-