

JK 2024 - Day 3 - Long

29-31 March 2024

OVERALL RESULTS

M10A










Pos	No.	Name	Club	Age Class	E2 Pos	E3 Pos	Time
1st	2666	Hugh Scarbrough	MV	M10	13:35 (1)	12:52 (1)	26:27
2nd	2901	Joseph Trenell	SYO	M10	13:38 (2)	13:01 (2)	26:39
3rd	1052	Harry Atkinson	LOC	M10	13:58 (3)	13:53 (3)	27:51
4th	2160	Francis Mansfield	BAOC	M10	14:14 (4)	15:45 (7)	29:59
5th	1688	Fred Garratt	SYO	M10	14:57 (5)	15:32 (6)	30:29
6th	1548	Timothée Dunhill	GEN	M10	16:07 (6)	14:29 (5)	30:36
7th	1731	Cameron Gray	MDOC	M10	20:25 (7)	17:37 (10)	38:02
8th	1343	Fraser Clarke	BAOC	M10	23:05 (11)	16:15 (8)	39:20
9th	2460	Henry Pigott	POTOC	M10	26:17 (14)	14:09 (4)	40:26
10th	2812	Daniel Muktao Tam	HH	M10	21:19 (10)	19:29 (11)	40:48
11th	2743	Jonathan Smith	SLOW	M10	24:10 (13)	17:22 (9)	41:32
12th	2156	Tristan Manning	MDOC	M10	21:00 (9)	23:15 (14)	44:15
13th	2966	Lucas Waters	SO	M10	24:04 (12)	22:27 (13)	46:31
14th	2816	Daniel C N Tang	YAOC [HKG]	M10	29:23 (15)	30:49 (15)	60:12
	2847	Philip Thom	HOC	M10	rtd	21:43 (12)	-
	2641	Mattie Rothman	SYO	M10	20:29 (8)	-	-
	2368	Jimmy O'Hara	SYO	M10	30:54 (16)	-	-

JK 2024 - Day 3 - Long

29-31 March 2024

OVERALL RESULTS

M10B

Pos	No.	Name	Club	Age Class	E2 Pos	E3 Pos	Time
1st	3099	Joby Pinker-Hull	AIRE 	M10	<u>10:28</u> (1)	<u>10:33</u> (1)	21:01
2nd	1286	Sebastian Carr	AIRE 	M10	11:39 (2)	12:22 (2)	24:01
3rd	1017	Alfie Alcock	AIRE 	M10	14:51 (4)	13:59 (4)	28:50
4th	2245	Gabriel Mee	SMOC 	M10	15:43 (5)	14:55 (5)	30:38
5th	2092	Edward Lewis	WRE 	M10	17:48 (6)	15:31 (6)	33:19
6th	1307	Sun Chan	HKFOC 	M10	22:55 (7)	12:53 (3)	35:48
7th	1861	Lewis .		M10	14:47 (3)	22:54 (7)	37:41
	1063	Ethan Baikie	FVO 	M10	-	39:59 (8)	-
	1324	Hugh Chester	LEI 	M10	24:42 (8)	-	-

JK 2024 - Day 3 - Long

29-31 March 2024

OVERALL RESULTS

M12A






Pos	No.	Name	Club	Age Class	E2 Pos	E3 Pos	Time
1st	2683	Carl Selmer Duguid	TAY	M12	<u>24:13</u> (1)	19:09 (2)	43:22
2nd	1689	Zac Garratt	SYO	M12	29:07 (5)	<u>19:04</u> (1)	48:11
3rd	1845	James Heppenstall	LOC	M12	29:56 (6)	23:34 (3)	53:30
4th	1018	Charles Alcock	AIRE	M12	30:41 (7)	23:50 (4)	54:31
5th	1234	Louis Bryant	SYO	M12	25:36 (3)	36:32 (14)	62:08
6th	2168	Theodore Marsden	HH	M12	33:39 (8)	30:09 (10)	63:48
7th	1809	Fionn Hassett	Setanta	M12	27:13 (4)	37:57 (15)	65:10
8th	2813	Darrío Mukyiu Tam	HH	M12	38:04 (9)	27:27 (6)	65:31
9th	1969	Alex Johnson	SYO	M12	43:38 (10)	28:46 (8)	72:24
10th	1321	Inis Chepelin	INT	M12	49:54 (11)	24:44 (5)	74:38
11th	2189	Hugo Maule-Lidbury	HAVOC	M12	58:15 (12)	28:31 (7)	86:46
12th	1915	Samuel Hudson	HOC	M12	88:57 (13)	33:04 (12)	122:01
	2846	Alex Thom	HOC	M12	m7-13	68:18 (16)	-
	2815	Andrew C C Tang	YAOC [HKG]	M12	w5	34:05 (13)	-
	2677	Ben Seaston	MV	M12	w7	28:56 (9)	-
	2389	Matthew Owen	FVO	M12	25:05 (2)	m8	-
	1929	Nedd Hunt	SYO	M12	-	32:56 (11)	-
	3046	Sam Wood	SYO	M12	140:34 (14)	-	-

JK 2024 - Day 3 - Long

29-31 March 2024

OVERALL RESULTS

M12B

Pos	No.	Name	Club	Age Class	E2 Pos	E3 Pos	Time
1st	2490	Aran Power	LVO 	M12	21:58 (3)	<u>15:36 (1)</u>	37:34
2nd	1306	One Chan	HKFOC 	M12	23:31 (4)	15:55 (2)	39:26
3rd	3061	Krum Yanev	SLOW 	M12	17:48 (2)	22:32 (4)	40:20
	2964	Ged Waters	SYO 	M12	-	21:16 (3)	-
	1606	Ewan Ewart	LVO 	M12	<u>13:13 (1)</u>	-	-

JK 2024 - Day 3 - Long

29-31 March 2024

OVERALL RESULTS

M14A

Pos	No.	Name	Club	Age Class	E2 Pos	E3 Pos	Time
1st	2280	Leo Benjamin Morgan	Malvik IL 	M14	25:46 (5)	<u>42:07</u> (1)	67:53
2nd	2379	Jamie Osborne	LOC 	M14	<u>24:20</u> (1)	43:49 (2)	68:09
3rd	1746	Maxwell Groom	SYO 	M14	24:33 (2)	43:55 (3)	68:28
4th	1185	Henrik Borrowman	INVOC 	M14	25:26 (4)	44:18 (5)	69:44
5th	2709	Eoin Simpson	LEI 	M14	25:13 (3)	45:39 (6)	70:52
6th	1857	Jake Hilton	SN 	M14	29:36 (9)	44:16 (4)	73:52
7th	2432	Nathan Peel	SYO 	M14	27:38 (6)	48:27 (8)	76:05
8th	1751	Freddie Guy	SYO 	M14	29:30 (8)	47:00 (7)	76:30
9th	1705	Finley Goddard	QO 	M14	30:09 (10)	50:52 (9)	81:01
10th	1146	Erik Biernacki-Jablonski	WAOB 	M14	27:42 (7)	54:06 (11)	81:48
11th	2519	Ethan Radcliffe	SUFFOC 	M14	31:08 (12)	55:35 (12)	86:43
12th	1565	Blake Edwards	MDOC 	M14	37:37 (21)	56:05 (13)	93:42
13th	1518	Matvei Dnestrovskii	TVOC 	M14	32:30 (13)	62:30 (21)	95:00
14th	2955	Daniel Wareing	BOK 	M14	33:51 (16)	62:00 (20)	95:51
15th	1481	Alexander Darwin	WAOB 	M14	41:22 (26)	56:28 (14)	97:50
16th	2188	Charlie Maule-Lidbury	HAVOC 	M14	36:31 (20)	61:41 (19)	98:12
17th	1437	Samuel Crook	AIRE 	M14	44:41 (29)	53:53 (10)	98:34
18th	2495	Stanley Preston	SYO 	M14	38:05 (22)	61:29 (18)	99:34
19th	2607	Jamie Roller	GO 	M14	38:05 (22)	64:59 (22)	103:04
20th	1562	James Edward	FVO 	M14	35:58 (17)	68:49 (25)	104:47
21st	1948	Douglas Innes-Farr		M14	39:10 (24)	65:54 (23)	105:04
22nd	3051	Oskar Woods	SYO 	M14	36:12 (18)	69:24 (26)	105:36
23rd	2779	Fraser Stamp	WCH 	M14	36:19 (19)	71:49 (28)	108:08
24th	1607	James Ewart	LVO 	M14	32:38 (14)	75:45 (29)	108:23
25th	1173	Seb Blackmore	HOC 	M14	52:16 (31)	56:29 (15)	108:45
26th	2922	Alfie Tyner	Setanta 	M14	43:33 (28)	66:30 (24)	110:03
27th	1064	Lucas Baikie	FVO 	M14	42:46 (27)	93:35 (32)	136:21
28th	1097	Jack Baxter	SYO 	M14	63:46 (32)	80:35 (30)	144:21
29th	2517	Aaron Radcliffe	SUFFOC 	M14	69:21 (33)	88:56 (31)	158:17
	2551	Jago Reynolds	SYO 	M14	33:49 (15)	m8-9	-
	2865	Quinn Thompson	LOC 	M14	30:14 (11)	w10	-
	1669	Chun Ho Andre Fu	WAOB 	M14	m6	57:03 (17)	-
	1328	Fraser Cheyne	FVO 	M14	m9	56:47 (16)	-
	2134	Sebastian Lyne	NGOC 	M14	-	70:36 (27)	-
	2563	Marcus Richardson	NOR 	M14	40:46 (25)	-	-
	2928	Elliot Vaughan	BKO 	M14	50:49 (30)	-	-
	2634	Alvari Rostron	MDOC 	M14	88:04 (34)	-	-

JK 2024 - Day 3 - Long

29-31 March 2024

OVERALL RESULTS

M14B

Pos	No.	Name	Club	Age Class	E2 Pos	E3 Pos	Time
1st	2667	Ralph Scarbrough	MV 	M14	29:48 (1)	23:47 (1)	53:35
2nd	1782	Arran Hardwick	SN 	M14	34:34 (3)	26:43 (2)	61:17
3rd	1876	Hiroki Holmes	WCOC 	M14	42:22 (6)	35:55 (4)	78:17
4th	1489	Ben Davison-Ellis	ELO 	M14	53:21 (8)	40:03 (5)	93:24
	1608	Csongor Farago	HH 	M14	41:47 (5)	m9	-
	2634	Alvari Rostron	MDOC 	M14	-	32:18 (3)	-
	2202	Magnus McCarthy	NWO 	M14	30:58 (2)	-	-
	2538	William Reavell	WAOC 	M14	36:28 (4)	-	-
	1322	Aidan Chester	LEI 	M14	42:54 (7)	-	-

JK 2024 - Day 3 - Long

29-31 March 2024

OVERALL RESULTS

M16A





Pos	No.	Name	Club	Age Class	E2 Pos	E3 Pos	Time
1st	2233	Finlay McLuckie	MOR	M16	25:21 (3)	47:06 (1)	72:27
2nd	2684	Finn Selmer Duguid	TAY	M16	23:13 (1)	49:53 (2)	73:06
3rd	2433	Oscar Peel	SYO	M16	23:28 (2)	52:33 (3)	76:01
4th	2447	Marcus Perry	BOK	M16	26:18 (5)	54:52 (6)	81:10
5th	1400	Ruari Cottier	ECKO	M16	28:55 (10)	53:23 (4)	82:18
6th	2308	Vince Nagy-Kovacs	SBOC	M16	28:19 (9)	54:23 (5)	82:42
7th	2381	Sam Osborne	LOC	M16	26:43 (6)	56:30 (7)	83:13
8th	2550	Caspar Reynolds	SYO	M16	25:46 (4)	58:33 (11)	84:19
9th	1129	Luke Bennett	DFOK	M16	29:26 (12)	58:29 (10)	87:55
10th	1950	Robin Irwin	SBOC	M16	32:29 (25)	57:01 (8)	89:30
11th	1828	Jonah Hearn	WCH	M16	29:15 (11)	61:41 (16)	90:56
12th	2215	Douglas McDonald	INVOC	M16	30:58 (17)	60:32 (15)	91:30
13th	2496	Will Preston	SYO	M16	32:37 (26)	59:30 (13)	92:07
14th	2390	Peter Owen	FVO	M16	33:35 (28)	58:44 (12)	92:19
15th	3006	Ewen Wilkinson	AIRE	M16	35:06 (33)	57:32 (9)	92:38
16th	1841	Toby Heppell	WCOC	M16	27:41 (7)	66:06 (23)	93:47
17th	1450	Duncan Currie	SOC	M16	31:31 (18)	63:15 (17)	94:46
18th	2860	Craig Thompson	HOC	M16	32:20 (23)	63:30 (19)	95:50
19th	2799	Max Straube-Roth	OD	M16	32:27 (24)	63:29 (18)	95:56
20th	1866	Lawrence Hodgson	SYO	M16	36:04 (34)	60:09 (14)	96:13
21st	2086	Otso Leinonen	Rajamaen Rykmentti	M16	28:10 (8)	68:13 (25)	96:23
22nd	1013	James Agombar	NGOC	M16	32:05 (21)	64:40 (22)	96:45
23rd	1742	Eanna Grennan	SEVO	M16	32:08 (22)	67:12 (24)	99:20
24th	2361	Liam O'Donnell	Fingal	M16	29:38 (13)	70:04 (27)	99:42
25th	2065	Seth Lawson	NGOC	M16	30:49 (16)	69:19 (26)	100:08
26th	2316	Rory Nesbit	HH	M16	29:57 (15)	72:02 (31)	101:59
27th	2887	Ben Todhunter	SROC	M16	38:13 (41)	63:52 (20)	102:05
28th	1204	Monty Bratcher-Howard	WIM	M16	32:40 (27)	73:36 (32)	106:16
29th	1237	Fionn Buckley	KerryO	M16	36:21 (36)	70:25 (28)	106:46
30th	1312	Ben Chapman	SO	M16	31:37 (19)	75:20 (34)	106:57
31st	1946	Matthew Inman	FVO	M16	36:13 (35)	71:02 (29)	107:15
32nd	1856	Aidan Hilton	SN	M16	34:39 (31)	73:59 (33)	108:38
33rd	2553	Pasco Reynolds	SYO	M16	36:50 (38)	71:57 (30)	108:47
34th	1928	Alexander Hunt	FVO	M16	34:29 (30)	75:30 (35)	109:59
35th	2769	Daniel Spear	DEVON	M16	34:09 (29)	76:32 (36)	110:41
36th	1246	Toby Burton	INVOC	M16	34:46 (32)	80:41 (39)	115:27
37th	2387	Joshua Owen	SOS	M16	36:50 (38)	82:46 (40)	119:36
38th	2790	Henry Stitson	AIRE	M16	39:27 (43)	83:43 (41)	123:10
39th	1296	Rhys Caudwell	SYO	M16	37:04 (40)	88:20 (44)	125:24
40th	1932	Arthur Hunter	DEVON	M16	41:22 (47)	86:07 (42)	127:29
41st	2120	Josh Lockwood	DEVON	M16	39:11 (42)	91:01 (45)	130:12
42nd	2436	Alex Peltor		M16	45:47 (54)	87:38 (43)	133:25
43rd	2859	Zach Thomas	SROC	M16	43:20 (50)	91:18 (46)	134:38
44th	2702	Evan Sime	INVOC	M16	39:42 (44)	97:52 (49)	137:34
45th	2543	George Rennie	WCOC	M16	41:40 (48)	97:06 (48)	138:46
46th	2457	Daniel Pigott	POTOC	M16	41:05 (46)	98:57 (50)	140:02
47th	1988	Marty Jones	ERYRI	M16	49:03 (56)	93:03 (47)	142:06
48th	2466	Roberto Kalman Pirk Da Silva	POTOC	M16	40:57 (45)	104:29 (51)	145:26
49th	2095	Oliver Lewis	QO	M16	42:27 (49)	108:26 (54)	150:53
50th	1670	Chun Yan Alistair Fu	WAOC	M16	45:38 (53)	105:27 (52)	151:05
51st	1124	Joshua Bendrey	DEE	M16	51:43 (57)	106:59 (53)	158:42
52nd	1671	Sam Funnell	DEVON	M16	44:34 (52)	114:15 (55)	158:49
53rd	1171	Peter Blackmore	HOC	M16	60:39 (58)	120:45 (56)	181:24
	2049	Adam Landels	OD	M16	w16	64:05 (21)	-
	1454	James Curtis	SO	M16	36:23 (37)	m7-10	-
	2657	Oscar Sanderson	NATO	M16	m13	80:18 (38)	-
	2105	Robbie Lightfoot	SYO	M16	29:42 (14)	m2-16	-
	1294	Liam Casey	SEVO	M16	31:48 (20)	m2-6 m8-15	-
	1457	Robin Dafforn	DEVON	M16	m12	76:58 (37)	-

JK 2024 - Day 3 - Long

29-31 March 2024

OVERALL RESULTS

M16A





Pos	No.	Name	Club	Age Class	E2 Pos	E3 Pos	Time
	1166	Matthew Black	INVOC	 M16	44:22 (51)	-	-
	1752	Joseph Guy	SYO	 M16	45:53 (55)	-	-
	2636	Elijas Rostron	MDOC	 M16	78:41 (59)	-	-
	1863	Deri Hockley	ERYRI	 M16	m3-7 rtd	-	-

JK 2024 - Day 3 - Long

29-31 March 2024

OVERALL RESULTS

M16B

Pos No.	Name	Club	Age Class	E2 Pos	E3 Pos	Time
1st 2590	Oliver Robertson	MAROC 	M16	<u>33:37</u> (1)	80:26 (3)	114:03
1166	Matthew Black	INVOC 	M16	-	<u>60:13</u> (1)	-
1863	Deri Hockley	ERYRI 	M16	-	79:47 (2)	-
2636	Elijas Rostron	MDOC 	M16	-	w2	-

JK 2024 - Day 3 - Long

29-31 March 2024

OVERALL RESULTS

M18E










Pos	No. Name	Club	Age Class	E2 Pos	E3 Pos	Time
1st	406 James Hammond	FVO	M18	23:49 (1)	67:10 (1)	90:59
2nd	408 Daniel Heppell	WCOC	M18	25:23 (2)	77:46 (4)	103:09
3rd	410 Oliver Prince	SOS	M18	25:29 (3)	77:41 (3)	103:10
4th	403 Tommy Rollins	SN	M18	26:12 (5)	77:04 (2)	103:16
5th	414 Laurence Ward	INT	M18	26:19 (6)	80:03 (5)	106:22
6th	419 Angus Laird	INVOG	M18	25:36 (4)	80:47 (6)	106:23
7th	429 Freddie Lake	SBOC	M18	26:56 (7)	91:08 (9)	118:04
8th	427 Ben Perry	DEVON	M18	28:01 (11)	91:51 (10)	119:52
9th	432 Sam Hunt	FVO	M18	31:51 (18)	89:15 (7)	121:06
10th	425 Jake O'Donnell	DVO	M18	27:59 (10)	95:10 (11)	123:09
11th	452 Gerry Browne	GEN	M18	28:55 (12)	97:47 (12)	126:42
12th	433 Reuben Lawson	NGOC	M18	28:55 (12)	104:33 (14)	133:28
13th	442 Rory Black	INVOG	M18	30:58 (15)	103:09 (13)	134:07
14th	431 Conrad Reuber	SYO	M18	32:13 (20)	105:03 (15)	137:16
15th	464 Oscar Rowe	GEN	M18	32:07 (19)	105:11 (16)	137:18
16th	426 Harry Bratcher-Howard	WIM	M18	31:19 (16)	106:19 (17)	137:38
17th	454 Henrik Jones	IK Grane	M18	35:56 (25)	109:15 (18)	145:11
18th	440 Timofey Zorin	SLOW	M18	33:46 (22)	113:02 (19)	146:48
19th	441 Finlay Anderson	BOK	M18	34:47 (24)	113:25 (20)	148:12
20th	459 Matthew McCreddie	DEE	M18	31:43 (17)	116:36 (21)	148:19
21st	430 Isaac Hunter	WCOC	M18	32:26 (21)	118:21 (24)	150:47
22nd	460 Eoin O'Donnell	Fingal	M18	34:01 (23)	121:33 (26)	155:34
23rd	450 Arthur Mitchell	HOC	M18	37:22 (26)	118:18 (23)	155:40
24th	449 Yann Newey	MAROC	M18	38:04 (27)	119:07 (25)	157:11
25th	438 Andrew Raven	SWOC	M18	39:52 (28)	117:23 (22)	157:15
26th	448 John Doyle	SYO	M18	51:38 (34)	131:44 (27)	183:22
27th	439 Matthew Bethell	NOR	M18	51:01 (33)	142:49 (28)	193:50
28th	467 Conor Masterson	CNOC	M18	47:00 (31)	160:43 (29)	207:43
	411 Michael Bishenden	MOR	M18	27:38 (9)	m3	-
	458 Jonne Mourujärvi	Rajamaen Rykmentti	M18	29:00 (14)	m23	-
	428 James Bryant	SYO	M18	27:26 (8)	w18	-
	466 Johnathan Bendrey	DEE	M18	45:51 (30)	m20-22	-
	415 Ruben Razzetti	WCOC	M18	w15	89:28 (8)	-
	461 Josh Bones	LOG	M18	41:49 (29)	-	-
	463 Peter Gamble	LVO	M18	47:26 (32)	-	-
	455 Cian O'Donnell	GEN	M18	m9	-	-

JK 2024 - Day 3 - Long

29-31 March 2024

OVERALL RESULTS

M18L





Pos	No.	Name	Club	Age Class	E2 Pos	E3 Pos	Time
1st	1158	Matthew Birkinshaw	WCOC 	M18	<u>31:02</u> (1)	<u>68:19</u> (1)	99:21
2nd	2655	Benedict Sanderson	NATO 	M18	40:23 (2)	105:29 (5)	145:52
3rd	1832	Oliver Heckford	WSX 	M18	49:21 (4)	102:00 (3)	151:21
	1376	Jamie Connor	FVO 	M18	44:15 (3)	w10	-
	461	Josh Bones	LOG 	M18	-	98:06 (2)	-
	463	Peter Gamble	LVO 	M18	-	103:25 (4)	-
	2618	Kieran Rose		M18	-	m9-15	-
	1472	Ethan Daplyn	SN 	M18	50:44 (5)	-	-
	2791	Daniel Stothard	LEI 	M18	75:14 (6)	-	-

JK 2024 - Day 3 - Long

29-31 March 2024

OVERALL RESULTS

M18S

























Pos	No.	Name	Club	Age Class	E2 Pos	E3 Pos	Time
1st	1398	Finlay Cottier	ECKO 	M16	<u>26:35</u> (1)	<u>59:26</u> (1)	86:01
2nd	2998	Cian Wickham	Ajax 	M18	47:53 (2)	95:20 (3)	143:13
	1472	Ethan Daplyn	SN 	M18	-	86:31 (2)	-
	3048	James Woodham	AIRE 	M18	-	rtd	-

JK 2024 - Day 3 - Long

29-31 March 2024

OVERALL RESULTS

M20E




Pos	No.	Name	Club	Age Class	E2 Pos	E3 Pos	Time
1st	405	Euan Tryner	EUOC 	M20	<u>22:26</u> (1)	<u>69:11</u> (1)	91:37
2nd	401	Zefa Fa'Avae	OK Linné 	M20	23:27 (2)	72:03 (2)	95:30
3rd	416	Benjamin Gostick	HH 	M20	26:21 (5)	77:25 (3)	103:46
4th	407	Ben Squire	NOC 	M20	26:08 (4)	78:59 (5)	105:07
5th	404	Adam Barrie	MAROC 	M20	25:07 (3)	80:17 (6)	105:24
6th	402	Adam Methven	BKO 	M20	28:49 (9)	77:34 (4)	106:23
7th	421	William Lake	SBOC 	M20	30:08 (12)	89:39 (7)	119:47
8th	412	Jamie Goddard	FVO 	M20	28:58 (10)	91:18 (8)	120:16
9th	418	Jonas Newey	MAROC 	M20	27:44 (7)	92:49 (9)	120:33
10th	420	Ewan Bennett	EUOC 	M20	27:27 (6)	93:19 (11)	120:46
11th	409	Ewan Musgrave	MAROC 	M20	28:13 (8)	93:13 (10)	121:26
12th	424	Tommy Heap	SO 	M20	29:30 (11)	97:10 (12)	126:40
13th	445	Joshua Hoare	KerryO 	M20	32:03 (14)	102:44 (14)	134:47
14th	435	Olmo Combley	SYO 	M20	35:34 (17)	103:30 (15)	139:04
15th	457	Toby Williams	LOG 	M20	38:42 (19)	100:49 (13)	139:31
16th	444	Liam Green	CLOK 	M20	36:53 (18)	120:25 (16)	157:18
17th	437	Liming Zheng	CUOC 	M20	40:44 (20)	132:01 (17)	172:45
	465	Nathan Nesbit	HH 	M20	w10	135:00 (18)	-
	446	Luke Fry	CLARO 	M20	30:58 (13)	-	-
	453	Wilfrid Teasdale	WCOC 	M20	32:50 (15)	-	-
	456	Max Mobus	CUOC 	M20	33:38 (16)	-	-
	462	Christopher Raven	SWOC 	M20	44:57 (21)	-	-
	436	Tivon Tyner	Setanta 	M20	68:52 (22)	-	-
	423	Jamie Lightfoot	SYO 	M20	rtd	-	-

JK 2024 - Day 3 - Long

29-31 March 2024

OVERALL RESULTS

M20L





Pos	No.	Name	Club	Age Class	E2 Pos	E3 Pos	Time
1st	1424	Sam Crawshaw	SYO 	M20	35:18 (1)	73:30 (1)	108:48
2nd	1597	Alexander Evans	POTOC 	M20	36:12 (2)	80:17 (2)	116:29
	436	Tivon Tyner	Setanta 	M20	-	108:16 (3)	-

JK 2024 - Day 3 - Long

29-31 March 2024

OVERALL RESULTS

M20S
























Pos	No.	Name	Club	Age Class	E2 Pos	E3 Pos	Time
1st	3138	Alex Matthew	SROC 	M20	<u>24:50</u> (1)	<u>62:35</u> (1)	87:25
2nd	2969	Dominic Wathey	MDOC 	M20	39:56 (2)	104:51 (3)	144:47
	462	Christopher Raven	SWOC 	M20	-	82:19 (2)	-
	2943	Freddie Walker	TVOC 	M20	71:05 (3)	-	-

JK 2024 - Day 3 - Long

29-31 March 2024

OVERALL RESULTS

M21L

Pos	No.	Name	Club	Age Class	E2 Pos	E3 Pos	Time
1st	2310	Emanuel Näslund	Skogslöparna	 M21	44:57 (2)	115:55 (2)	160:52
2nd	1513	Fraser Dixon	SROC	 M21	47:44 (4)	<u>115:34</u> (1)	163:18
3rd	1763	Michael Hallett	BOK	 M21	49:26 (5)	121:06 (3)	170:32
4th	1156	James Birkinshaw	WCOC	 M21	<u>43:24</u> (1)	129:04 (5)	172:28
5th	1503	John Dempsey	SYO	 M21	46:13 (3)	142:17 (8)	188:30
6th	3069	Martin Yeo	DEVON	 M21	63:12 (10)	136:54 (6)	200:06
7th	1446	Paul Cumner	NN	 M21	79:02 (16)	136:54 (6)	215:56
8th	1769	Jed Hampshire Wright	NN	 M21	62:28 (9)	158:06 (10)	220:34
9th	1633	Daniel Figg	HH	 M21	58:14 (7)	185:49 (12)	244:03
10th	1721	Jonty Goodwin	EUOC	 M21	63:12 (10)	186:47 (13)	249:59
11th	3153	Taiki Yuya	HOC	 M21	51:37 (6)	203:28 (15)	255:05
12th	2384	Liam Overett	SYO	 M21	74:12 (14)	193:17 (14)	267:29
	104	Sam Cottle	BOK	 M21	-	163:29 (11)	-
	65	Ross White	STAG	 M21	-	148:44 (9)	-
	1123	William Bell	Berliner Turnerschaft	 M21	-	125:01 (4)	-
	2221	Luke McGillicuddy	INT	 M21	82:16 (17)	rtd	-
	105	Thomas Weatherby	DRONGO	 M21	-	m16-23	-
	98	Ben Kyd	MDOC	 M21	-	m9-10 m13-21	-
	1020	Thomas Alcock	WIM	 M21	60:15 (8)	-	-
	2048	Simon Lanckham	HOC	 M21	63:23 (12)	-	-
	1871	Daniel Hodson	HH	 M21	71:51 (13)	-	-
	1466	Christopher Dalton	TVOC	 M21	76:40 (15)	-	-
	2915	Joseph Turner	DVO	 M21	m7-18	-	-

JK 2024 - Day 3 - Long

29-31 March 2024

OVERALL RESULTS

M21S



Pos	No.	Name	Club	Age Class	E2 Pos	E3 Pos	Time
1st	1295	Iain Cattermole	STAG	M21	32:55 (2)	73:32 (4)	106:27
2nd	1387	Joshua Cooper	EBOR	M21	<u>30:51</u> (1)	77:50 (5)	108:41
3rd	1853	Samuel Higginbotham	CLOK	M21	36:08 (3)	84:17 (7)	120:25
4th	1574	Stephen Elkington	OD	M21	38:18 (4)	85:44 (9)	124:02
5th	3081	Stuart Hanstock	BOK	M21	61:14 (8)	111:47 (14)	173:01
6th	2844	Milan Thapa	OD	M21	69:11 (10)	126:53 (19)	196:04
7th	1025	Timothy Alexander		M21	92:48 (12)	104:33 (13)	197:21
8th	2136	Nicolas MacDonald		M21	56:52 (7)	142:09 (21)	199:01
9th	1678	William Ojaghi-Gale		M21	88:01 (11)	112:32 (16)	200:33
10th	1256	Joseph Butterfield	GEN	M21	68:24 (9)	166:14 (22)	234:38
	1466	Christopher Dalton	TVOC	M21	-	112:12 (15)	-
	1020	Thomas Alcock	WIM	M21	-	102:31 (12)	-
	96	Kieran Marsh	SLOW	M21	-	102:07 (11)	-
	2048	Simon Lanckham	HOC	M21	-	96:45 (10)	-
	102	Edward Lines	SO	M21	-	85:19 (8)	-
	106	Adam Walker	DEVON	M21	-	79:23 (6)	-
	1750	Joshan Gurung	OD	M21	m11	m8-11	-
	72	Liam Marsh	SO	M21	-	67:14 (2)	-
	90	Alex Moore	WAOC	M21	-	<u>67:05</u> (1)	-
	3130	Benjamin Toole	STUOC	M21	m11	122:17 (17)	-
	118	Richard Watkins	DRONGO	M21	-	123:51 (18)	-
	76	Christopher MacKenzie	CLOK	M21	-	69:05 (3)	-
	2527	Sandesh Rai		M21	-	138:00 (20)	-
	1891	Stephen Horrocks	PFO	M21	48:56 (5)	-	-
	1115	James Bedwell	DVO	M21	55:49 (6)	-	-

JK 2024 - Day 3 - Long

29-31 March 2024

OVERALL RESULTS

M21V



Pos	No.	Name	Club	Age Class	E2 Pos	E3 Pos	Time
1st	1624	Jamie Ferguson	BOF 	M21	<u>50:22</u> (1)	<u>119:49</u> (1)	170:11
2nd	1758	Oliver Hague	LEI 	M21	68:15 (2)	129:29 (2)	197:44

JK 2024 - Day 3 - Long

29-31 March 2024

OVERALL RESULTS

M35L











Pos	No.	Name	Club	Age Class	E2 Pos	E3 Pos	Time
1st	1205	Tom Bray	SN 	M35	44:43 (1)	77:51 (1)	122:34
2nd	1645	Rhys Findlay-Robinson	LOC 	M35	45:23 (2)	79:13 (2)	124:36
3rd	2819	Joe Taunton	SYO 	M35	55:25 (3)	96:21 (5)	151:46
4th	2648	Nerijus Rozkovas	DVO 	M35	57:49 (4)	96:25 (6)	154:14
5th	3146	Mindaugas Lekaveckas	DFOK 	M35	59:10 (5)	95:40 (4)	154:50
6th	1108	Kieran Beusang	CorkO 	M35	60:31 (6)	97:13 (7)	157:44
7th	2611	Matthew Rooke	LOC 	M35	60:52 (8)	97:17 (8)	158:09
8th	2470	Adam Poole	TVOC 	M35	61:35 (9)	102:23 (9)	163:58
9th	1433	Richard Cronin	NGOC 	M35	62:17 (10)	102:44 (10)	165:01
10th	2299	Dave Murgatroyd	AIRE 	M35	64:37 (12)	104:42 (11)	169:19
11th	2010	Alex Kendall	MV 	M35	63:54 (11)	108:17 (14)	172:11
12th	2509	Sebastian Pugh	SYO 	M35	68:06 (13)	107:45 (13)	175:51
13th	2411	Graham Parkes	HH 	M35	81:37 (15)	130:04 (16)	211:41
14th	3019	Luke Williamson	BAOC 	M35	85:57 (17)	133:38 (18)	219:35
15th	1049	Thomas Athorne	STAG 	M35	85:55 (16)	139:59 (20)	225:54
16th	2855	James Thomas	HOC 	M35	93:30 (20)	138:19 (19)	231:49
17th	1555	Matt Eaton	WAOC 	M35	101:12 (21)	161:50 (21)	263:02
18th	1651	Davide Foffa	HOC 	M35	108:35 (22)	175:05 (22)	283:40
	2906	Paul Truss	RAFO 	M35	w7	131:39 (17)	-
	2161	Gareth Mansfield	BAOC 	M35	m22	105:17 (12)	-
	2469	Mark Ponsford	SWOC 	M35	74:15 (14)	rtd	-
	1243	Mark Burley	MDOC 	M35	-	88:42 (3)	-
	2058	Iain Large	BOK 	M35	60:33 (7)	w3	-
	2652	Andrew Sadler	HOC 	M35	-	124:34 (15)	-
	2947	Andrew Ward	LEI 	M35	86:01 (18)	-	-
	2241	Douglas McTurk	SOS 	M35	93:13 (19)	-	-
	1367	Thomas Cochrane	NGOC 	M35	m13-25	-	-

JK 2024 - Day 3 - Long

29-31 March 2024

OVERALL RESULTS

M35S

Pos	No.	Name	Club	Age Class	E2 Pos	E3 Pos	Time
1st	3038	Tom Winsor	STAG 	M35	<u>32:17</u> (1)	<u>67:12</u> (1)	99:29
2nd	2107	Kaji Limbu	WCH 	M35	40:36 (2)	87:01 (4)	127:37
3rd	2098	Thomas Lewis	WRE 	M35	43:42 (3)	86:18 (3)	130:00
4th	1514	Richard Dixon	BAOC 	M35	47:11 (4)	97:05 (6)	144:16
5th	2822	Samuel Taunton	NGOC 	M35	55:56 (7)	135:12 (7)	191:08
6th	3090	Jonathan Hughes	TVOC 	M35	132:01 (8)	94:42 (5)	226:43
	1749	Matthew Guest	SMOC 	M35	w5	165:30 (8)	-
	1126	James Bennett	WCH 	M35	-	72:59 (2)	-
	1835	Rob Henderson	NOC 	M35	48:54 (5)	-	-
	1176	John Blatherwick	AIRE 	M35	52:13 (6)	-	-

JK 2024 - Day 3 - Long

29-31 March 2024

OVERALL RESULTS

M40L

Pos	No.	Name	Club	Age Class	E2 Pos	E3 Pos	Time
1st	2599	Richard Robinson	NOC	M40	37:12 (1)	79:16 (1)	116:28
2nd	2344	Kristof Nowicki	WRE	M40	39:20 (3)	80:05 (2)	119:25
3rd	2613	David Roome	SROC	M40	40:37 (5)	81:45 (3)	122:22
4th	2282	Nicholas Morgan	Malvik IL	M40	39:22 (4)	83:12 (4)	122:34
5th	1621	Stephen Feltbower	FVO	M40	38:47 (2)	86:16 (7)	125:03
6th	2155	Rhys Manning	SWOC	M40	43:35 (7)	83:30 (5)	127:05
7th	1475	Peter Daplyn	SN	M40	46:01 (12)	87:07 (8)	133:08
8th=	2669	Tim Scarbrough	MV	M40	47:41 (14)	86:06 (6)	133:47
8th=	2036	Michael Krajewski	SN	M40	45:28 (11)	88:19 (9)	133:47
10th	1605	Simon Evans	KERNO	M40	41:37 (6)	94:31 (12)	136:08
11th	2478	Andrew Powell	DVO	M40	45:25 (10)	91:23 (10)	136:48
12th	1043	Robert Ashton	BAOC	M40	43:43 (8)	95:25 (13)	139:08
13th	2488	Jeff Powell Davies	BL	M40	46:03 (13)	96:53 (14)	142:56
14th	2780	Iain Stamp	WCH	M40	49:46 (16)	93:50 (11)	143:36
15th	1874	Robert Holdway	POTOC	M40	45:17 (9)	99:59 (18)	145:16
16th	2459	Graham Pigott	POTOC	M40	47:58 (15)	98:06 (15)	146:04
17th	3037	Phillip Winskill	WCOC	M45	50:50 (17)	98:53 (17)	149:43
18th	2520	Gareth Radcliffe	SUFFOC	M40	56:47 (19)	104:46 (22)	161:33
19th	1533	Will Drewe	CLARO	M40	54:34 (18)	117:43 (26)	172:17
20th	1570	Ian Elder	TVOC	M40	58:57 (20)	115:25 (23)	174:22
21st	1410	Daniel Cowley	NOR	M40	63:26 (21)	115:52 (24)	179:18
22nd	1629	Ash Field	SYO	M40	65:02 (24)	118:36 (27)	183:38
23rd	2526	Tom Raftery	HH	M40	66:29 (27)	117:41 (25)	184:10
24th	2793	Edward Stott	SLOW	M40	65:11 (25)	122:23 (28)	187:34
25th	1483	John Dasey	SO	M40	69:20 (28)	124:27 (29)	193:47
26th	2327	Edward Nichols	SO	M40	63:50 (23)	135:10 (30)	199:00
27th	1147	Andrew Biffen	KERNO	M40	65:41 (26)	143:53 (31)	209:34
28th	1363	Benjamin Cluderay	RAFO	M40	81:20 (33)	154:52 (32)	236:12
	1136	Tom Beskeen	WAOC	M40	-	103:48 (21)	-
	2133	Alex Lyne	NGOC	M40	-	101:49 (19)	-
	1368	Tom Cochrane	HH	M40	w11	98:36 (16)	-
	2113	Robert Little	SPOOK	M40	-	102:52 (20)	-
	1546	Laurent Dunhill	GEN	M40	63:27 (22)	-	-
	2193	Greg May	PFO	M40	72:35 (29)	-	-
	1218	Peter Brooke	SELOC	M40	72:47 (30)	-	-
	1939	Chaitanya Ijam		M40	74:54 (31)	-	-
	1405	Graeme Court	RAFO	M40	77:47 (32)	-	-
	1180	Stephen Bones	LOG	M40	81:29 (34)	-	-
	2974	Andrew Weaver	WRE	M40	84:33 (35)	-	-
	2848	Richard Thom	HOC	M45	93:41 (36)	-	-
	1350	Paul Clatworthy	ESOC	M40	101:46 (37)	-	-
	1026	Dave Allard	HH	M40	109:01 (38)	-	-

JK 2024 - Day 3 - Long

29-31 March 2024

OVERALL RESULTS

M40S

Pos	No.	Name	Club	Age Class	E2 Pos	E3 Pos	Time
1st	1220	Anthony Brown	HH	M40	39:18 (2)	<u>78:06</u> (1)	117:24
2nd	2220	Rob McEvoy	CorkO	M40	<u>37:50</u> (1)	87:51 (4)	125:41
3rd	1644	Dan Findlay-Robinson	WCH	M40	41:56 (4)	92:23 (5)	134:19
4th	1344	Grant Clarke	BAOC	M40	40:52 (3)	100:40 (8)	141:32
5th	1912	Alex Hudson	HOC	M40	45:48 (7)	103:25 (9)	149:13
6th	1926	Carl Humphreys	WCOC	M40	42:58 (6)	108:47 (11)	151:45
7th	1829	Chris Heaton	LOC	M40	42:26 (5)	118:15 (12)	160:41
8th	1532	Tom Drewe	CLARO	M40	63:01 (11)	105:31 (10)	168:32
9th	1308	Tsz Chung Chan	HKFOC	M40	62:04 (10)	146:18 (14)	208:22
	2193	Greg May	PFO	M40	-	96:27 (6)	-
	2974	Andrew Weaver	WRE	M40	-	84:51 (3)	-
	1546	Laurent Dunhill	GEN	M40	-	80:00 (2)	-
	2848	Richard Thom	HOC	M45	-	127:50 (13)	-
	1180	Stephen Bones	LOG	M40	-	98:43 (7)	-
	1814	Stuart Hatfield	WAOC	M40	49:57 (8)	-	-
	2356	Kieran O'Callaghan	BOC	M40	59:51 (9)	-	-
	2664	Dan Sawyer	SO	M40	75:11 (12)	-	-

JK 2024 - Day 3 - Long

29-31 March 2024

OVERALL RESULTS

M45L













Pos	No.	Name	Club	Age Class	E2 Pos	E3 Pos	Time
1st	1036	Duncan Archer	LOC	M45	38:54 (1)	71:01 (2)	109:55
2nd	2492	Andrew Preston	SYO	M45	40:33 (2)	70:36 (1)	111:09
3rd	2713	Julian Simpson	CLOK	M45	42:54 (6)	75:03 (3)	117:57
4th	3116	Mark Ford	CHIG	M45	42:45 (5)	75:26 (4)	118:11
5th	2719	Stefan Sjölund	Skogslöparna	M45	42:19 (3)	77:10 (5)	119:29
6th	1074	Robert Baker	NN	M45	42:31 (4)	79:40 (6)	122:11
7th	1019	David Alcock	AIRE	M45	44:01 (7)	85:02 (10)	129:03
8th	1652	Matthew Fortes	ERYRI	M45	45:50 (9)	83:43 (8)	129:33
9th	2462	Martin Pigott	POTOC	M45	48:45 (12)	83:04 (7)	131:49
10th	2561	Glen Richardson	NOR	M45	49:40 (14)	87:29 (11)	137:09
11th	1765	Paul Hammond	FVO	M45	48:48 (13)	88:56 (14)	137:44
12th	2167	Ian Marsden	HH	M45	48:22 (11)	90:49 (16)	139:11
13th	1593	Anthony Emmet	LOC	M45	52:19 (19)	88:13 (13)	140:32
14th	1325	Ben Chesters	DEVON	M45	46:50 (10)	93:44 (25)	140:34
15th	1790	Ian Hargreaves	SOS	M45	53:11 (21)	89:05 (15)	142:16
16th	1449	David Currie	SOC	M45	51:10 (16)	91:11 (17)	142:21
17th	1174	Steve Blackmore	HOC	M45	53:16 (22)	91:19 (18)	144:35
18th	1843	Chris Heppenstall	LOC	M45	51:37 (17)	93:20 (23)	144:57
19th	2734	Colin Smith	SYO	M55	52:45 (20)	92:54 (22)	145:39
20th	1137	Ben Bethell	NOR	M45	54:06 (24)	96:43 (28)	150:49
21st	1561	Dominic Edward	FVO	M45	66:21 (40)	87:50 (12)	154:11
22nd	2380	Michael Osborne	LOC	M45	54:03 (23)	101:23 (32)	155:26
23rd	1745	Kristian Groom	SYO	M45	63:01 (34)	92:42 (21)	155:43
24th	2885	Paul Todd	LOK	M45	61:38 (32)	95:21 (27)	156:59
25th	2209	Adam McCreadie	DEE	M45	65:18 (38)	92:23 (20)	157:41
26th	2498	Philip Price	ECKO	M45	63:25 (36)	94:42 (26)	158:07
27th	1545	Alistair Duguid	TAY	M45	54:30 (25)	104:53 (35)	159:23
28th	3125	David Newton	DVO	M45	56:36 (27)	104:07 (34)	160:43
29th	1253	Adrian Butter	SN	M45	63:10 (35)	100:33 (30)	163:43
30th	1864	Neal Hockley	ERYRI	M45	71:23 (49)	93:21 (24)	164:44
31st	2672	Gian-Reto Schaad	OLV Zug	M45	58:35 (29)	107:32 (37)	166:07
32nd	2359	Alan O'Donnell	Fingal	M45	69:27 (46)	99:25 (29)	168:52
33rd	1479	Tim Darlow		M45	68:35 (44)	101:11 (31)	169:46
34th	2182	David Masterson	CNOC	M45	63:26 (37)	106:54 (36)	170:20
35th	2644	Andrew Rowe	POTOC	M45	68:32 (43)	102:59 (33)	171:31
36th	2759	Philip Sorrell	QO	M45	62:54 (33)	111:13 (40)	174:07
37th	3072	Maxim Zorin	SLOW	M45	61:09 (31)	115:02 (42)	176:11
38th	1583	Jonathan Ellis	ELO	M45	70:02 (47)	108:15 (39)	178:17
39th	2787	Jacob Stevens	CHIG	M45	65:28 (39)	114:53 (41)	180:21
40th	2876	Matthew Tinker	EPOC	M45	61:00 (30)	119:43 (44)	180:43
41st	3117	David Dunn	POTOC	M45	73:21 (51)	107:40 (38)	181:01
42nd	2208	Tom McComiskie	SROC	M45	73:47 (52)	122:46 (46)	196:33
43rd	1952	Maciej Jablonski	WAOC	M45	70:36 (48)	126:28 (47)	197:04
44th	2325	Andy Nicholls	LEI	M45	72:11 (50)	128:38 (49)	200:49
45th	1408	Brian Cowe	WAOC	M45	74:18 (53)	128:31 (48)	202:49
46th	2541	Simon Reeve	FERMO	M45	84:53 (56)	122:33 (45)	207:26
47th	1641	Simon Finch	FVO	M45	82:42 (55)	134:38 (52)	217:20
48th	2487	Richard Powell	WAOC	M45	88:09 (58)	134:31 (51)	222:40
49th	1741	Paul Gregson	OD	M45	88:50 (60)	156:18 (54)	245:08
50th	2814	Dickson Chungyin Tam	HH	M45	99:04 (64)	146:13 (53)	245:17
	1544	Stuart Duckworth	WCH	M45	-	91:53 (19)	-
	2463	Richard Pigott	POTOC	M45	-	83:55 (9)	-
	1839	Will Hensman	FVO	M45	m1-20	m1-16	-
	1492	Nick De Jesus	LOC	M45	86:34 (57)	m10-18	-
	2995	Steven White	PFO	M45	-	130:28 (50)	-
	1732	David Gray	MDOC	M45	57:06 (28)	w15	-
	1734	Ben Green	TVOC	M45	-	116:55 (43)	-
	2772	Anthony Squire	NOC	M45	50:33 (15)	m2-8 m11-16	-
	2639	Alex Rothman	SYO	M45	44:59 (8)	-	-

JK 2024 - Day 3 - Long

29-31 March 2024

OVERALL RESULTS

M45L
























Pos	No.	Name	Club	Age Class	E2 Pos	E3 Pos	Time
	1360	Laurence Cload	INVOC	 M45	52:03 (18)	-	-
	2139	Paulius Maciunas	BOF	 M45	54:47 (26)	-	-
	1706	Mark Goddard	QO	 M45	66:27 (41)	-	-
	3101	Anthony Flick	LOK	 M45	67:22 (42)	-	-
	2453	Roger Phillips	LEI	 M45	69:03 (45)	-	-
	2637	Hanno Rostron	MDOC	 M45	78:53 (54)	-	-
	1338	Mykyta Chubynsky	OD	 M45	88:28 (59)	-	-
	2929	Jon Vaughan	BKO	 M45	89:22 (61)	-	-
	1050	Chris Atkins	BOK	 M45	90:18 (62)	-	-
	1015	Thomas Agombar	NGOC	 M45	90:51 (63)	-	-
	3096	Allan McGee	WEGO	 M45	99:38 (65)	-	-
	1161	Tom Birthwright	NGOC	 M45	99:42 (66)	-	-

JK 2024 - Day 3 - Long

29-31 March 2024

OVERALL RESULTS

M45S

Pos	No.	Name	Club	Age Class	E2 Pos	E3 Pos	Time
1st	2583	Ali Robertson	MAROC 	M45	31:58 (1)	56:17 (1)	88:15
2nd	2889	James Todhunter	SROC 	M45	36:22 (2)	60:49 (2)	97:11
3rd	1111	Lee Beavers	AIRE 	M45	40:15 (4)	64:59 (3)	105:14
4th	1458	Tim Dafforn	DEVON 	M45	42:07 (5)	73:39 (6)	115:46
5th	1882	Tim Holt	SYO 	M45	38:20 (3)	81:40 (12)	120:00
6th	2751	Tim Smith	SLOW 	M45	44:57 (7)	76:11 (7)	121:08
7th	1329	Jack Cheyne	FVO 	M45	50:20 (9)	72:03 (4)	122:23
8th	1735	Julian Green	EPOC 	M45	45:49 (8)	78:38 (9)	124:27
9th	1907	David Howsam	SYO 	M45	55:06 (10)	77:27 (8)	132:33
10th	1920	Owen Hughes	BOF 	M45	57:56 (12)	80:44 (11)	138:40
11th	2568	Leon Ricketts	AIRE 	M45	67:40 (14)	92:21 (17)	160:01
12th	2295	Rob Mullens	BKO 	M45	73:11 (15)	120:27 (19)	193:38
	3096	Allan McGee	WEGO 	M45	-	101:40 (18)	-
	1065	Scott Baikie	FVO 	M45	m15	89:39 (15)	-
	1338	Mykyta Chubynsky	OD 	M45	-	73:29 (5)	-
	2929	Jon Vaughan	BKO 	M45	-	78:39 (10)	-
	1050	Chris Atkins	BOK 	M45	-	81:52 (13)	-
	2637	Hanno Rostron	MDOC 	M45	-	84:26 (14)	-
	1015	Thomas Agombar	NGOC 	M45	-	89:43 (16)	-
	2620	Peter Rose	HOC 	M45	-	151:43 (20)	-
	2201	Keith McCarthy	NWO 	M45	44:41 (6)	-	-
	2921	Paul Turnock	MDOC 	M45	57:14 (11)	-	-
	1989	Matthew Jones	IK Grane 	M45	66:53 (13)	-	-

JK 2024 - Day 3 - Long

29-31 March 2024

OVERALL RESULTS

M50L










Pos	No.	Name	Club	Age Class	E2 Pos	E3 Pos	Time
1st	1708	David Godfree	FVO	M50	36:27 (1)	65:22 (1)	101:49
2nd	1086	Nick Barrable	SYO	M50	39:51 (2)	68:11 (2)	108:02
3rd	1707	Roger Goddard	FVO	M50	41:53 (3)	68:18 (3)	110:11
4th	1945	Jason Inman	FVO	M50	43:36 (4)	75:01 (5)	118:37
5th	1712	Daniel Gooch	MAROC	M50	51:09 (13)	73:58 (4)	125:07
6th	1373	Richard Collyer	GO	M50	44:50 (5)	82:37 (8)	127:27
7th	1648	Jo Inge Fjellstad	Ås-NMBU Orientering	M50	46:12 (6)	81:46 (7)	127:58
8th	2545	Jamie Rennie	WCOC	M50	53:27 (17)	80:39 (6)	134:06
9th	1088	Richard Barrett	BAOC	M50	52:34 (14)	84:23 (9)	136:57
10th	2243	Jolyon Medlock	WSX	M50	50:44 (10)	92:38 (13)	143:22
11th	1827	Will Heap	SO	M50	57:58 (27)	86:44 (10)	144:42
12th	2037	Will Kromhout	QO	M50	50:44 (10)	96:28 (16)	147:12
13th	2186	Tom Matthew	SROC	M50	49:45 (8)	98:45 (19)	148:30
14th	2755	Andrew Snell	SOC	M50	56:46 (24)	91:49 (11)	148:35
15th	1979	Philip Johnston-Davis	RAFO	M50	49:38 (7)	99:04 (21)	148:42
16th	1698	Chris Gibbins	AIRE	M50	54:44 (18)	94:33 (15)	149:17
17th	2695	Francis Shillitoe	NATO	M50	52:40 (15)	97:56 (18)	150:36
18th	3131	David Bowman	AIRE	M50	50:55 (12)	101:25 (22)	152:20
19th	1897	Andrew Howard	BOF	M50	56:13 (21)	96:57 (17)	153:10
20th	2676	Steven Scott	INVOC	M50	60:09 (35)	94:12 (14)	154:21
21st	2251	John Methven	BKO	M50	50:13 (9)	104:23 (27)	154:36
22nd	1868	Simon Hodgson	SYO	M50	62:12 (40)	99:02 (20)	161:14
23rd	2026	Simon Kippin	TVOC	M50	56:36 (23)	105:33 (30)	162:09
24th	1859	Alistair Hindle	ESOC	M50	58:40 (29)	103:42 (25)	162:22
25th	1567	Jim Edwards	MDOC	M50	57:56 (26)	105:02 (28)	162:58
26th	2894	Jeremy Tonge	BOK	M50	57:30 (25)	105:29 (29)	162:59
27th	1183	Stephen Borrill	WAOC	M50	60:15 (36)	103:06 (23)	163:21
28th	1512	David Dixon	HH	M50	52:45 (16)	112:16 (34)	165:01
29th	1392	Liam Corner	MDOC	M50	62:48 (41)	103:37 (24)	166:25
30th	2074	Rob Leathley	SO	M50	58:21 (28)	109:31 (32)	167:52
31st	1081	Marc Balston	SARUM	M50	64:12 (42)	103:44 (26)	167:56
32nd	2235	Peter McLuckie	MOR	M50	59:44 (34)	108:13 (31)	167:57
33rd	2703	Iain Sime	INVOC	M50	59:23 (32)	115:45 (37)	175:08
34th	1682	Richard Gamble	LVO	M50	64:39 (45)	110:35 (33)	175:14
35th	3084	David Jolly	RAFO	M50	58:59 (30)	116:39 (39)	175:38
36th	2397	Jeff Pakes	QO	M50	70:20 (49)	112:35 (35)	182:55
37th	2003	Chris Kelly	FVO	M50	66:21 (47)	116:36 (38)	182:57
38th	1556	Stuart Ebbrell	BAOC	M50	73:02 (55)	114:27 (36)	187:29
39th	1032	Iain Ambler	CHIG	M50	71:05 (52)	125:06 (41)	196:11
40th	2314	Douglas Nesbit	HH	M50	78:50 (57)	119:58 (40)	198:48
41st	1092	Philip Bartram	NOR	M50	65:58 (46)	136:54 (45)	202:52
42nd	2376	Bo Oqvist	BKO	M50	71:03 (51)	136:23 (44)	207:26
43rd	1754	Bernhard Hagen	BOK	M50	73:57 (56)	133:47 (42)	207:44
44th	1229	Eoin Browne	GEN	M50	70:47 (50)	138:32 (47)	209:19
45th	2145	Ross Maclagan	SN	M50	68:33 (48)	142:50 (48)	211:23
46th	3054	Todd Woods	SYO	M50	79:06 (58)	135:10 (43)	214:16
47th	2911	David Turner	DVO	M50	72:33 (54)	145:42 (49)	218:15
48th	2534	Anthony Raven	SWOC	M50	85:47 (59)	137:18 (46)	223:05
49th	1320	Ping Kuen Cheng		M50	87:23 (60)	171:47 (51)	259:10
	3049	Tom Woodham	AIRE	M50	-	151:56 (50)	-
	1930	Richard Hunt	SYO	M50	-	91:59 (12)	-
	3157	Simon Webb	WCH	M50	60:33 (37)	rtd	-
	3059	Nigel Wright	NN	M50	56:17 (22)	w12	-
	2777	Peter Stagg	BOK	M50	54:52 (19)	-	-
	1022	Niklas Aldin	Stora Tuna OK	M50	55:08 (20)	-	-
	3141	Rob Bambrook	OD	M50	58:59 (30)	-	-
	3031	Steve Wilson	PFO	M50	59:27 (33)	-	-
	1436	Rolf Crook	AIRE	M50	60:34 (38)	-	-
	1490	Kelvin Dawson	WCH	M50	61:13 (39)	-	-

JK 2024 - Day 3 - Long

29-31 March 2024

OVERALL RESULTS

M50L
























Pos	No.	Name	Club	Age Class	E2 Pos	E3 Pos	Time
	3093	Howard Alcock	NOR	 M50	64:12 (42)	-	-
	2537	Kingsley Reavell	WAOC	 M50	64:37 (44)	-	-
	1323	Ed Chester	LEI	 M50	72:32 (53)	-	-
	1692	Mike Garvin	SLOW	 M50	88:02 (61)	-	-
	2061	Chi Chuen Lau	SMOC	 M50	105:50 (62)	-	-
	2039	Alain Kyd	MDOC	 M50	121:12 (63)	-	-
	1823	James Ian Hayward	BOK	 M60	m15	-	-
	1128	Keith Bennett	DFOK	 M50	m9-10 m12-13 m15-18	-	-
	2076	Matt Leathwood	BOK	 M50	m9 w18	-	-

JK 2024 - Day 3 - Long

29-31 March 2024

OVERALL RESULTS

M50S





















































Pos	No.	Name	Club	Age Class	E2 Pos	E3 Pos	Time
1st	1851	Stefan Hess	OLV Zug	 M50	35:57 (2)	60:56 (2)	96:53
2nd	1399	Finlo Cottier	ECKO	 M50	40:10 (3)	65:09 (5)	105:19
3rd	1374	Brad Connor	FVO	 M50	<u>35:44</u> (1)	71:16 (8)	107:00
4th	2807	Kevin Swinbourne	LOG	 M50	44:11 (4)	63:12 (3)	107:23
5th	2388	Marc Owen	BOF	 M50	45:27 (5)	70:10 (6)	115:37
6th	1075	Adrian Balcombe	CLARO	 M50	51:36 (7)	74:37 (9)	126:13
7th	1412	Brett Craddock		 M50	52:23 (8)	75:18 (10)	127:41
8th	2124	Alistair Lovegrove	SN	 M50	55:47 (11)	85:40 (15)	141:27
9th	2238	Andy McNamara	AYROC	 M50	54:29 (10)	90:21 (16)	144:50
10th	1677	Simon Gale	DVO	 M50	48:55 (6)	96:44 (18)	145:39
11th	1798	David Harrison	EPOC	 M50	68:01 (13)	84:13 (14)	152:14
12th	3062	Nikolay Yanev	SLOW	 M50	69:43 (14)	110:44 (19)	180:27
	2097	Roger Lewis	SYO	 M50	-	78:59 (11)	-
	2183	John Mather	LOG	 M50	-	71:05 (7)	-
	1436	Rolf Crook	AIRE	 M50	-	64:17 (4)	-
	1022	Niklas Aldin	Stora Tuna OK	 M50	-	<u>57:03</u> (1)	-
	1692	Mike Garvin	SLOW	 M50	-	81:00 (13)	-
	1068	Scott Bailey	BOK	 M50	-	80:34 (12)	-
	2216	Kenneth McDonald	INVOC	 M50	m7	94:08 (17)	-
	1777	Adrian Harden	FK Boken	 M50	54:16 (9)	-	-
	1626	Ricardo Fernandes	HALO	 M50	65:43 (12)	-	-
	1245	Mark Burton	INVOC	 M50	79:16 (15)	-	-
	1894	Andrew Houlden	HALO	 M50	91:00 (16)	-	-

JK 2024 - Day 3 - Long

29-31 March 2024

OVERALL RESULTS

M55L

Pos	No.	Name	Club	Age Class	E2 Pos	E3 Pos	Time
1st	2050	Alistair Landels	OD	 M55	31:30 (1)	61:46 (1)	93:16
2nd	1855	Darrell High	SO	 M55	33:49 (3)	65:01 (2)	98:50
3rd	1542	John Duckworth	DVO	 M55	34:22 (4)	66:17 (3)	100:39
4th	2416	Richard Parkin	DVO	 M55	34:59 (5)	69:06 (5)	104:05
5th	2782	Ben Stansfield	FVO	 M55	36:31 (6)	67:50 (4)	104:21
6th	2952	Martin Ward	SYO	 M55	38:01 (8)	71:06 (7)	109:07
7th	2931	Alan Velecky	SO	 M55	39:09 (11)	70:03 (6)	109:12
8th	1935	Simon Hunter	WCOC	 M55	38:39 (10)	72:11 (9)	110:50
9th	1794	Duncan Harris	DEE	 M55	40:35 (13)	71:57 (8)	112:32
10th	2203	Chris McCartney	HOC	 M55	38:12 (9)	75:01 (11)	113:13
11th	1984	Ian Jones	ERYRI	 M55	40:25 (12)	73:08 (10)	113:33
12th	2118	Richard Lloyd	LOK	 M55	36:36 (7)	77:27 (12)	114:03
13th	2101	Guy Lidbury	HAVOC	 M55	41:13 (15)	82:01 (14)	123:14
14th	1551	David Eades	INT	 M55	42:32 (17)	82:33 (15)	125:05
15th	1317	Mark Chapman	SYO	 M55	45:16 (24)	81:11 (13)	126:27
16th	1878	Steve Holmes	WCOC	 M55	43:22 (19)	83:52 (18)	127:14
17th	1378	Neil Conway	FVO	 M55	44:08 (21)	83:38 (16)	127:46
18th	2542	Ian Renfrew	NOR	 M55	42:02 (16)	86:31 (24)	128:33
19th	2758	Bo Söderqvist	SOK Viljan	 M55	45:37 (26)	84:11 (19)	129:48
20th	2311	Torgny Näslund	Skogslöparna	 M55	47:00 (28)	84:48 (20)	131:48
21st	1101	Richard Baxter	SYO	 M55	45:19 (25)	86:44 (26)	132:03
22nd	3044	Mark Wood	FVO	 M55	49:14 (37)	83:40 (17)	132:54
23rd	2483	Ifor Powell	BOK	 M55	45:54 (27)	87:40 (28)	133:34
24th	2923	Angus Tyner	Setanta	 M55	41:05 (14)	92:32 (34)	133:37
25th	1114	Dai Bedwell	DVO	 M55	43:04 (18)	90:36 (32)	133:40
26th	1905	Nick Howlett	LOC	 M55	44:58 (22)	88:53 (29)	133:51
27th	2196	Charles Mayes	CLOK	 M55	48:39 (33)	86:02 (22)	134:41
28th	2990	Jonathan Whilock	POTOC	 M55	48:53 (34)	86:07 (23)	135:00
29th	3014	Justin Williams	LOG	 M55	54:02 (49)	85:08 (21)	139:10
30th	1983	Ian Jones	NGOC	 M55	48:18 (32)	91:00 (33)	139:18
31st	1747	Tony Grover	HH	 M55	49:54 (38)	93:19 (36)	143:13
32nd	2866	Simon Thompson	HOC	 M55	48:53 (34)	94:22 (37)	143:15
33rd	2528	Chris Rampton	WAOC	 M55	54:29 (50)	88:56 (30)	143:25
34th	1277	Max Carcas	INT	 M55	45:10 (23)	99:11 (43)	144:21
35th	1517	Aleksei Dnestrovskii	TVOC	 M55	57:54 (55)	86:40 (25)	144:34
36th	1640	Russell Finch	OD	 M55	56:25 (52)	90:11 (31)	146:36
37th	1420	Stuart Crawford	WCOC	 M55	51:03 (43)	98:09 (41)	149:12
38th	2111	Robert Lines	SO	 M55	53:17 (47)	96:38 (39)	149:55
39th	1164	Robin Bishop	TVOC	 M55	50:53 (41)	100:37 (44)	151:30
40th	2968	David Wathey	MDOC	 M55	57:38 (53)	96:49 (40)	154:27
41st	1501	Simon Deeks	SAX	 M55	53:41 (48)	100:55 (45)	154:36
42nd	2577	Ian Roberts	MV	 M55	61:08 (61)	95:42 (38)	156:50
43rd	1631	Kevin Fielding	HH	 M55	64:06 (67)	92:45 (35)	156:51
44th	2549	Andrew Reynolds	DEVON	 M55	47:19 (29)	110:18 (54)	157:37
45th	1627	John Ferris-Worth	BL	 M55	50:54 (42)	107:16 (50)	158:10
46th	1991	Pauly Jones	DEE	 M55	50:26 (39)	109:09 (51)	159:35
47th	1119	Iain Bell	SN	 M55	53:13 (45)	106:34 (49)	159:47
48th	2925	John Tzanetis	DFOK	 M55	53:13 (45)	110:06 (53)	163:19
49th	2266	Jonathan Molloy	FVO	 M55	57:38 (53)	110:52 (55)	168:30
50th	2735	Craig Smith	BOK	 M55	69:47 (81)	101:19 (46)	171:06
51st	1258	Ian Buxton	TVOC	 M55	59:44 (59)	114:37 (58)	174:21
52nd	1125	Alan Bennett	MAROC	 M55	61:42 (63)	112:46 (56)	174:28
53rd	2402	Bert Park	SUFFOC	 M55	59:07 (58)	116:04 (59)	175:11
54th	1301	Stephen Chafer	LEI	 M55	69:31 (78)	106:24 (48)	175:55
55th	1687	James Garnett	SYO	 M55	68:25 (72)	109:47 (52)	178:12
56th	2904	Mike Trotman	HH	 M55	63:49 (66)	118:43 (60)	182:32
57th	1439	John Cross	SAX	 M55	60:34 (60)	126:18 (62)	186:52
58th	2746	Peter Smith	SOC	 M55	61:59 (64)	125:47 (61)	187:46
59th	1309	Jon Chandler	LOK	 M55	69:46 (80)	126:45 (63)	196:31

JK 2024 - Day 3 - Long

29-31 March 2024

OVERALL RESULTS

M55L




























Pos	No.	Name	Club	Age Class	E2 Pos	E3 Pos	Time
60th	2445	Duncan Perry	BOK	M55	68:32 (73)	131:36 (64)	200:08
61st	2088	Lap On Leung	HOC	M55	69:23 (77)	134:50 (65)	204:13
62nd	2289	Simon Moss	SLOW	M55	69:40 (79)	136:09 (66)	205:49
63rd	1826	David Heale	HH	M55	69:19 (76)	137:35 (67)	206:54
	2417	Alastair Paterson	LEI	M55	78:47 (82)	m8-11	-
	1440	Jon Cross	FVO	M55	m6	m1-10	-
	2085	Stephen Lee-Jones	BOK	M55	m6	167:09 (68)	-
	2992	Matt White	LEI	M55	w10	102:48 (47)	-
	2645	Brian Rowe	GEN	M55	m6	87:04 (27)	-
	1889	Ian Hopkins	WRE	M55	-	98:16 (42)	-
	2348	Martin O Donnell	GEN	M55	68:59 (74)	m14	-
	1549	Simon Dunkley	SN	M55	-	m1-4 m6-14	-
	1293	John Casey	SEVO	M55	49:10 (36)	m2-11 m15	-
	3002	Tim Wiegand	SYO	M55	68:10 (71)	m8-10	-
	2967	Steve Waters	SYO	M55	-	112:50 (57)	-
	1159	Steve Birkinshaw	WCOC	M55	33:46 (2)	-	-
	2836	Paul Taylor	SYO	M55	44:00 (20)	-	-
	1599	Chris Evans	SLOW	M55	47:52 (30)	-	-
	2403	Adrian Parker	CLARO	M55	47:58 (31)	-	-
	1693	Paul Gebbett	BOK	M55	50:30 (40)	-	-
	1267	Tony Callow	WRE	M55	52:42 (44)	-	-
	1981	Barry Jones	SO	M55	55:25 (51)	-	-
	2808	Andy Sykes	DVO	M55	58:13 (56)	-	-
	1453	Ian Curtis	SO	M55	58:29 (57)	-	-
	2307	Mike Musters	WCH	M55	61:11 (62)	-	-
	1659	Neil Frankum	BKO	M55	63:08 (65)	-	-
	1486	Keith Davies	SLOW	M55	64:44 (68)	-	-
	1666	Stephen Fry	CLARO	M55	65:20 (69)	-	-
	2011	Adam Kent	SYO	M55	67:58 (70)	-	-
	1339	David Cladingboel	LEI	M55	69:16 (75)	-	-
	2792	Paul Stothard	LEI	M55	95:50 (83)	-	-
	1902	Kevin Howe	BOK	M55	100:06 (84)	-	-
	2237	Tom McMurtrie	DEVON	M55	m6	-	-
	2391	Nigel Owens	SYO	M55	w12	-	-
	2547	Markus Reuber	SYO	M55	m6	-	-
	2044	James Laird	INVOC	M55	w12	-	-
	2881	David Todd	SYO	M55	m14-17	-	-

JK 2024 - Day 3 - Long

29-31 March 2024

OVERALL RESULTS

M55S

Pos	No.	Name	Club	Age Class	E2 Pos	E3 Pos	Time
1st	3030	Stephen Wilson	CLYDE 	M55	31:43 (1)	63:29 (4)	95:12
2nd	2559	Clive Richardson	WRE 	M55	37:16 (2)	62:48 (3)	100:04
3rd	2617	Vince Roper	SLOW 	M55	37:41 (3)	66:50 (5)	104:31
4th	1931	Simon Hunt	FVO 	M55	40:23 (4)	67:32 (6)	107:55
5th	1266	Thomas Callery	SEVO 	M55	41:50 (5)	77:11 (12)	119:01
6th	2248	Edward Mellor	SELOC 	M55	43:18 (6)	75:58 (10)	119:16
7th	2954	Mark Wardle	STAG 	M55	51:28 (15)	71:57 (8)	123:25
8th	1189	Andy Bowes	CLARO 	M55	48:44 (10)	76:42 (11)	125:26
9th	2571	Richard Rigby	CLOK 	M55	47:53 (8)	79:16 (13)	127:09
10th	1998	Tony Joyce	CNOC 	M55	46:35 (7)	81:44 (15)	128:19
11th	1663	Andrew French	WIM 	M55	51:09 (13)	80:06 (14)	131:15
12th	3007	Jeremy Wilkinson	AIRE 	M55	48:39 (9)	83:33 (17)	132:12
13th	1299	Ian Chafer	HOC 	M55	54:42 (20)	85:04 (18)	139:46
14th	1478	Jon Darley	GO 	M55	51:19 (14)	97:22 (19)	148:41
15th	2854	Ian Thomas	SROC 	M55	51:33 (16)	97:23 (20)	148:56
16th	2224	Roy McGregor	SROC 	M55	53:23 (18)	104:20 (21)	157:43
17th	2985	James Wetherill	EPOC 	M55	66:05 (21)	128:58 (23)	195:03
	2172	Phil Marsland	SLOW 	M55	51:45 (17)	m11	-
	2044	James Laird	INVOC 	M55	-	55:42 (1)	-
	2808	Andy Sykes	DVO 	M55	-	59:52 (2)	-
	2547	Markus Reuber	SYO 	M55	-	71:25 (7)	-
	1453	Ian Curtis	SO 	M55	-	75:13 (9)	-
	2011	Adam Kent	SYO 	M55	-	82:44 (16)	-
	1902	Kevin Howe	BOK 	M55	-	104:43 (22)	-
	2264	Roy Mitton	NOC 	M55	50:36 (11)	-	-
	2700	Nick Silk	SWOC 	M55	51:06 (12)	-	-
	3104	Chris O'Donnell	DVO 	M55	54:39 (19)	-	-

JK 2024 - Day 3 - Long

29-31 March 2024

OVERALL RESULTS

M60L

Pos	No.	Name	Club	Age Class	E2 Pos	E3 Pos	Time
1st	1780	Quentin Harding	CLARO	M60	33:54 (1)	60:01 (1)	93:55
2nd	1240	Nigel Bunn	TVOC	M60	34:55 (2)	62:13 (3)	97:08
3rd	2226	Colin McIntyre	OK Tyr	M60	36:11 (3)	65:21 (4)	101:32
4th	1761	Clive Hallett	BOK	M60	40:50 (11)	61:57 (2)	102:47
5th	2978	Steve Webb	AIRE	M60	38:10 (5)	66:04 (5)	104:14
6th	1595	Simon Errington	HH	M60	37:51 (4)	72:32 (9)	110:23
7th	1588	Jonathan Emberton	EPOC	M60	39:45 (7)	73:16 (10)	113:01
8th	2306	Jon Musgrave	MAROC	M60	40:51 (12)	72:26 (8)	113:17
9th=	1148	Michael Billinghamurst	WCOC	M60	43:43 (19)	70:31 (6)	114:14
9th=	1974	Mike Johnson	SROC	M60	39:46 (8)	74:28 (12)	114:14
11th	1427	Neil Crickmore	SO	M60	39:47 (9)	75:48 (14)	115:35
12th	2671	Phil Scarf	EPOC	M60	43:11 (18)	74:01 (11)	117:12
13th	2429	Mike Pedley	EPOC	M60	40:53 (13)	77:42 (18)	118:35
14th	2068	David Leadley	OD	M60	42:28 (16)	77:21 (17)	119:49
15th	2404	Dan Parker	BL	M60	45:22 (23)	76:30 (16)	121:52
16th	1391	Brian Corbett	CorkO	M60	46:49 (29)	75:33 (13)	122:22
17th	1194	Andrew Bradley	WCOC	M60	46:39 (28)	75:53 (15)	122:32
18th	2190	Ian Maxwell	RR	M60	52:21 (48)	71:16 (7)	123:37
19th	1247	Tony Burton	MV	M60	45:39 (25)	78:19 (19)	123:58
20th	2063	David Lawson	OD	M60	45:02 (22)	79:34 (21)	124:36
21st	2845	Roger Thetford	TVOC	M60	45:30 (24)	79:36 (22)	125:06
22nd	1885	Chris Hooker	SO	M60	44:29 (21)	82:55 (25)	127:24
23rd	1120	Iain Bell	DEE	M60	48:15 (33)	81:37 (24)	129:52
24th	1799	David Harrison	SYO	M60	51:53 (47)	79:26 (20)	131:19
25th	1318	Peter Chapman	SO	M60	50:25 (40)	81:00 (23)	131:25
26th	2423	Richard Pay	WRE	M60	45:46 (26)	85:56 (30)	131:42
27th	2179	Keith Masson	MV	M60	46:34 (27)	85:54 (29)	132:28
28th	2319	Phil Newall	WCOC	M60	42:41 (17)	92:19 (42)	135:00
29th	1918	Ian Hughes	WCH	M60	52:32 (49)	84:30 (27)	137:02
30th	1883	Alan Honey	BOK	M60	47:53 (32)	89:36 (34)	137:29
31st	1224	Keith Brown	ESOC	M60	53:18 (55)	85:14 (28)	138:32
32nd	2689	Richard Sharp	TVOC	M60	50:56 (41)	87:43 (32)	138:39
33rd	2872	Paul Thwaites	SOC	M60	56:33 (61)	83:02 (26)	139:35
34th	1737	Nick Green	GO	M60	46:51 (30)	92:52 (43)	139:43
35th=	1310	Adrian Chapman	LOG	M60	50:15 (39)	91:15 (39)	141:30
35th=	1786	George Hare	NATO	M60	52:54 (50)	88:36 (33)	141:30
37th	1657	Paul Fox	SN	M60	51:51 (46)	90:45 (36)	142:36
38th	1947	Duncan Innes	SWOC	M60	51:29 (44)	91:19 (40)	142:48
39th	2673	Steve Schofield	NOC	M60	49:37 (36)	93:36 (44)	143:13
40th	2427	Brian Pearson	QO	M60	53:03 (51)	90:47 (37)	143:50
41st	1604	Nicholas Evans	WCOC	M60	55:37 (59)	91:19 (40)	146:56
42nd	1649	Lyle Fleming	LVO	M60	56:22 (60)	90:48 (38)	147:10
43rd	1002	Graeme Ackland	INT	M60	50:59 (42)	96:27 (46)	147:26
44th	1059	David Averill	SMOC	M60	54:45 (57)	94:24 (45)	149:09
45th	2572	Andy Rimes	QO	M60	53:16 (53)	98:53 (48)	152:09
46th	1833	Andrew Henderson	WAOC	M60	49:28 (35)	104:43 (58)	154:11
47th	2467	Andrew Pitcher	DFOK	M60	53:09 (52)	102:17 (53)	155:26
48th	2996	Roger Whitehead	MDOC	M60	51:35 (45)	103:59 (56)	155:34
49th	2275	Simon Moore	BKO	M60	54:47 (58)	100:57 (49)	155:44
50th	2199	David McCann	MDOC	M60	57:24 (64)	101:13 (50)	158:37
51st	2933	David Vincent	DVO	M60	63:25 (77)	97:01 (47)	160:26
52nd	2747	Phil Smith	AYROC	M60	60:00 (72)	101:16 (51)	161:16
53rd	2232	Stephen McKinley	SN	M60	58:35 (68)	102:59 (54)	161:34
54th	1925	Tim Hulley	SO	M60	56:33 (61)	105:50 (59)	162:23
55th	3039	Adrian Wise	SN	M60	59:23 (69)	107:16 (62)	166:39
56th	3085	Alan Hickling	SAX	M60	60:13 (73)	106:36 (60)	166:49
57th	2560	Dave Richardson	Fingal	M60	63:23 (76)	104:40 (57)	168:03
58th	3109	Trevor Hoey	FVO	M60	65:15 (80)	103:23 (55)	168:38
59th	3005	Clive Wilkinson	SUFFOC	M60	58:00 (66)	111:09 (69)	169:09

JK 2024 - Day 3 - Long

29-31 March 2024

OVERALL RESULTS

M60L

Pos	No.	Name	Club		Age Class	E2 Pos	E3 Pos	Time
60th	1740	Michael Greenwood	GRAMP		M60	50:02 (37)	124:45 (81)	174:47
61st	1872	David Hodson	HH		M60	65:02 (78)	109:55 (67)	174:57
62nd	1958	Dorien James	SMOC		M60	69:02 (91)	106:43 (61)	175:45
63rd	2249	Derick Mercer	BKO		M60	68:02 (88)	109:07 (65)	177:09
64th	1579	Andy Ellis	PFO		M60	65:52 (82)	111:27 (70)	177:19
65th	1852	Robert Hick	WSX		M60	70:41 (97)	107:27 (63)	178:08
66th	2471	Christopher Poole	TVOC		M60	61:33 (75)	117:53 (74)	179:26
67th	2060	Per Larsson	OK Klemmingen		M60	70:21 (95)	109:09 (66)	179:30
68th	2529	Graham Ramsden	CLARO		M60	66:52 (84)	120:43 (79)	187:35
69th	1695	Zbigniew Gebka	HAVOC		M60	69:06 (92)	118:37 (75)	187:43
70th	1252	Jeff Butt	SARUM		M60	70:26 (96)	117:40 (73)	188:06
71st	1468	John Dalton	TVOC		M60	72:47 (100)	116:30 (72)	189:17
72nd	2228	Ian McIntyre	INT		M60	69:55 (93)	119:26 (77)	189:21
73rd	2303	Christopher Murray	CNOC		M60	68:38 (90)	122:59 (80)	191:37
74th	2987	Rolf Wettstein	OL Zimmerberg		M60	66:57 (85)	124:57 (82)	191:54
75th	2174	Peter Martin	MV		M60	83:05 (106)	108:58 (64)	192:03
76th	1371	Geoffrey Collins	LVO		M60	70:03 (94)	126:58 (83)	197:01
77th	2937	David Vinsens	NOR		M60	71:36 (98)	131:37 (84)	203:13
78th	2665	Christian Saxtoft	BOK		M60	88:04 (108)	120:25 (78)	208:29
79th	2506	Mark Pruzina	LVO		M60	75:01 (102)	139:05 (86)	214:06
80th	1717	Paul Goodhead	DVO		M60	72:32 (99)	143:45 (87)	216:17
81st	3027	Paul Wilson	SO		M60	81:00 (105)	136:51 (85)	217:51
82nd	1255	Andrew Butterfield	GEN		M60	67:50 (87)	156:09 (89)	223:59
83rd	2754	Paul Smyth	Ajax		M60	86:03 (107)	153:12 (88)	239:15
	2382	Dermot O'Sullivan	CorkO		M60	w11	101:17 (52)	-
	2104	Nicholas Lightfoot	SYO		M60	m3-16	86:44 (31)	-
	1039	Christopher Ashenden	SN		M60	57:54 (65)	m8-11	-
	1504	Steve Dempsey	SYO		M60	57:22 (63)	m2-8 m12	-
	2984	Dil Wetherill	WAOC		M60	38:35 (6)	w10	-
	2569	Andrew Ridgway	NOC		M60	-	113:49 (71)	-
	1007	Mark Adams	HH		M60	-	90:28 (35)	-
	2024	Karl Kingsman	HOC		M60	-	110:35 (68)	-
	1187	Richard Bostock	DFOK		M60	47:09 (31)	w10	-
	2293	Michael Muggeridge	HAVOC		M60	65:37 (81)	w10	-
	1568	Richard Edwards	PFO		M60	-	118:58 (76)	-
	1812	Jon Hateley	DEE		M60	39:57 (10)	-	-
	2843	Tim Tett	SYO		M60	41:19 (14)	-	-
	1157	Julian Birkinshaw	TVOC		M60	42:25 (15)	-	-
	2678	Mark Seddon	SELOC		M60	43:50 (20)	-	-
	2842	Marcus Tett	WRE		M60	48:43 (34)	-	-
	3012	David Williams	AIRE		M60	50:02 (37)	-	-
	3045	Paul Wood			M60	51:07 (43)	-	-
	1302	Dave Chaffey	DVO		M60	53:17 (54)	-	-
	1967	Steve Jarvis	SO		M60	53:20 (56)	-	-
	2474	David Potter	BOK		M60	58:03 (67)	-	-
	2123	Graham Louth	WAOC		M60	59:30 (70)	-	-
	1661	Richard Freeman	HH		M60	59:41 (71)	-	-
	2336	Paul Norman	SYO		M60	60:50 (74)	-	-
	2604	Richard Rogers	WRE		M60	65:02 (78)	-	-
	1381	Jim Cooke	POTOC		M60	66:34 (83)	-	-
	2440	Chris Penny	AIRE		M60	67:37 (86)	-	-
	2418	Jon Paton	SN		M60	68:33 (89)	-	-
	1062	Peter Avis	AIRE		M60	73:04 (101)	-	-
	1520	Ciaran Donaghy	GEN		M60	75:58 (103)	-	-
	2069	Adam Leaf	HH		M60	76:33 (104)	-	-
	2089	Sai Fong Leung			M60	101:04 (109)	-	-
	1003	Charlie Adams	SYO		M60	m3-16	-	-

JK 2024 - Day 3 - Long

29-31 March 2024

OVERALL RESULTS

M60S

Pos	No.	Name	Club	Age Class	E2 Pos	E3 Pos	Time
1st	3150	Graham Lloyd	EPOC	M60	<u>34:36</u> (1)	64:31 (2)	99:07
2nd	1356	Peter Clerici	OLV Zug	M60	37:56 (4)	71:12 (4)	109:08
3rd	2958	Julian Warren	NN	M60	38:20 (5)	72:11 (5)	110:31
4th	3068	Andrew Yeates	WCH	M60	40:27 (6)	74:58 (6)	115:25
5th	1887	Dennis Hooton	EBOR	M60	41:13 (7)	75:42 (7)	116:55
6th	2580	Paul Roberts	QO	M60	36:22 (2)	84:11 (11)	120:33
7th	1728	Neil Gostick	HH	M60	37:16 (3)	84:26 (12)	121:42
8th	2999	Donal Wickham	Ajax	M60	44:59 (9)	88:05 (13)	133:04
9th	2128	Harry Lowe	WCH	M60	60:00 (15)	90:11 (15)	150:11
10th	1553	Mark Earnshaw	LVO	M60	53:46 (12)	100:16 (17)	154:02
11th	1464	Mike Dallaway	LEI	M60	51:51 (10)	122:07 (19)	173:58
12th	1739	Tony Greenhalgh	DEE	M60	60:24 (16)	126:13 (20)	186:37
	2123	Graham Louth	WAO	M60	-	78:20 (10)	-
	2069	Adam Leaf	HH	M60	-	101:26 (18)	-
	1520	Ciaran Donaghy	GEN	M60	-	95:23 (16)	-
	1062	Peter Avis	AIRE	M60	-	88:47 (14)	-
	2089	Sai Fong Leung		M60	-	157:48 (21)	-
	2474	David Potter	BOK	M60	-	76:34 (9)	-
	1766	Paul Hammond	HOC	M60	-	m1-7	-
	1967	Steve Jarvis	SO	M60	-	65:23 (3)	-
	2842	Marcus Tett	WRE	M60	-	<u>62:23</u> (1)	-
	1658	Rew Francis	HOC	M60	-	163:20 (22)	-
	3110	Hugo Barker	FVO	M60	41:53 (8)	w5	-
	2418	Jon Paton	SN	M60	-	76:04 (8)	-
	2839	Ian Teasdale	WCOC	M60	52:25 (11)	-	-
	1696	Jeremy Geere	HOC	M60	57:46 (13)	-	-
	2082	Jonathan Lee	LEI	M60	59:13 (14)	-	-

JK 2024 - Day 3 - Long

29-31 March 2024

OVERALL RESULTS

M65L

Pos	No.	Name	Club	Age Class	E2 Pos	E3 Pos	Time
1st	1590	John Embrey	SROC	M65	30:30 (1)	57:38 (1)	88:08
2nd	1383	Roger Coombs	MAROC	M65	32:32 (4)	61:38 (2)	94:10
3rd	2896	Keith Tonkin	BL	M65	30:46 (2)	64:28 (3)	95:14
4th	2661	Mark Saunders	BOK	M65	32:20 (3)	66:45 (5)	99:05
5th	1394	Steve Corrigan	EBOR	M65	36:27 (9)	71:29 (6)	107:56
6th	2625	Alan Rosen	HH	M65	35:31 (6)	72:57 (8)	108:28
7th	1779	Kevin Harding	ESOC	M65	36:06 (7)	72:34 (7)	108:40
8th	1992	Peter Jones	SN	M65	37:00 (11)	73:31 (9)	110:31
9th	1010	Paul Addison	LOC	M65	38:16 (15)	75:08 (12)	113:24
10th	1821	Peter Haynes	WAOC	M65	38:21 (16)	75:11 (13)	113:32
11th	2023	David Kingham	TVOC	M65	39:46 (21)	74:10 (11)	113:56
12th	1573	Barry Elkington	OD	M65	34:43 (5)	81:00 (17)	115:43
13th	1193	Paul Bradbury	SYO	M65	36:09 (8)	81:03 (18)	117:12
14th	1417	James Crawford	GO	M65	36:34 (10)	82:35 (21)	119:09
15th	1559	Frank Edge	SN	M65	40:56 (25)	78:39 (14)	119:35
16th	2007	Christopher Kelsey	BOK	M65	40:23 (23)	79:47 (16)	120:10
17th	2140	Alastair Mackenzie	CLOK	M65	39:09 (20)	84:22 (23)	123:31
18th	1591	Andy Emmerson	OD	M65	44:57 (39)	79:07 (15)	124:04
19th	1510	Ian Ditchfield	MV	M65	37:03 (12)	88:06 (28)	125:09
20th	2150	Peter Maliphant	BOK	M65	40:56 (25)	84:41 (24)	125:37
21st	1221	Dave Brown	HALO	M65	43:59 (37)	81:39 (19)	125:38
22nd	1078	Dave Bales	BOF	M65	39:04 (19)	86:46 (27)	125:50
23rd	2918	Michael Turner	BOK	M65	43:41 (36)	82:14 (20)	125:55
24th	1884	Rini Hoogkamer	NOR	M65	40:51 (24)	85:32 (26)	126:23
25th	2227	Graham McIntyre	INT	M65	47:17 (46)	83:12 (22)	130:29
26th	1560	Steve Edmonds	DEVON	M65	44:05 (38)	88:53 (30)	132:58
27th	1149	Stephen Bingham	BASOC	M65	41:20 (28)	91:52 (36)	133:12
28th	2825	Adrian Taylor	DEVON	M65	45:51 (42)	88:32 (29)	134:23
29th	1598	Andrew Evans	DFOK	M65	38:56 (18)	95:36 (40)	134:32
30th	2739	Gavin Smith	SROC	M65	37:35 (13)	97:16 (41)	134:51
31st	2021	Robert King	AIRE	M65	43:40 (34)	91:40 (35)	135:20
32nd	1971	Graham Johnson	DVO	M65	43:06 (30)	92:37 (37)	135:43
33rd	2130	Mick Lucking	NOC	M65	45:56 (43)	90:18 (31)	136:14
34th	2276	Ian Moran	SOC	M65	43:12 (31)	93:21 (39)	136:33
35th	1272	Nick Campbell	DEE	M65	46:19 (44)	90:33 (33)	136:52
36th	2874	Richard Tiley	LOC	M65	47:42 (47)	90:18 (31)	138:00
37th	1470	Charles Daniel	BOK	M65	47:58 (48)	92:58 (38)	140:56
38th	2756	Mike Snell	ERYRI	M65	38:32 (17)	105:54 (51)	144:26
39th	2578	Keith Roberts	MAROC	M65	45:42 (41)	104:04 (48)	149:46
40th	1445	Richard Cummings	WCOC	M65	48:40 (51)	104:59 (50)	153:39
41st	1730	Andrew Graham	SARUM	M65	43:40 (34)	110:16 (58)	153:56
42nd	2507	Alan Pucill	NGOC	M65	53:10 (59)	102:36 (46)	155:46
43rd	1260	Ian Byford	HH	M65	48:24 (50)	108:36 (55)	157:00
44th	1654	Peter Foster	BOK	M65	60:38 (72)	98:10 (42)	158:48
45th	2573	David Roach	Luxembourg OC	M65	53:22 (60)	106:31 (53)	159:53
46th	2443	Steve Perkins	BOC	M65	55:17 (66)	104:39 (49)	159:56
47th	1248	Nigel Bush	MV	M65	49:13 (52)	110:49 (59)	160:02
48th	3055	Christopher Wright	CLOK	M65	51:24 (56)	109:45 (57)	161:09
49th	1290	Peter Carter	AIRE	M65	52:20 (58)	109:39 (56)	161:59
50th	2205	Pat McCavana	GEN	M65	62:30 (75)	102:06 (45)	164:36
51st	2213	Angus Mccubbine	KERNO	M65	63:25 (78)	101:41 (44)	165:06
52nd	1262	Ian Byrne	SMOC	M65	54:30 (63)	112:25 (61)	166:55
53rd	3052	Peter Woods	WAOC	M65	50:00 (54)	118:56 (64)	168:56
54th	2079	John Lebeter	CLARO	M65	62:49 (77)	108:09 (54)	170:58
55th	2981	Colin West	SOS	M65	54:59 (65)	116:05 (63)	171:04
56th	1432	Simon Crocker	DEE	M65	51:56 (57)	120:15 (65)	172:11
57th	1690	Mark Garside	WCH	M65	58:28 (68)	114:10 (62)	172:38
58th	3094	John Hurley	DVO	M65	49:54 (53)	124:46 (67)	174:40
59th	1199	John Brammer	DEE	M65	53:33 (61)	125:43 (68)	179:16

JK 2024 - Day 3 - Long

29-31 March 2024

OVERALL RESULTS

M65L

Pos	No.	Name	Club	Age Class	E2 Pos	E3 Pos	Time
60th	1094	Graham Batty	HAVOC	M65	59:15 (70)	123:04 (66)	182:19
61st	2412	Kevin Parkes	HH	M65	62:20 (74)	127:14 (69)	189:34
62nd	2301	Patrick Murphy	BOC	M65	63:34 (79)	139:07 (70)	202:41
	1875	Geoffrey Hollins	POTOC	M70	64:17 (80)	m13	-
	2375	Mike O'Neil	NOC	M65	m14	103:35 (47)	-
	1955	Colin Jackson	HAVOC	M65	m17	111:18 (60)	-
	2135	Malcolm Lyon	TVOC	M65	w8	90:45 (34)	-
	3095	John Leeson	HOC	M65	m6	85:26 (25)	-
	3100	Andy Creber	NGOC	M65	rtd	64:58 (4)	-
	2038	Vladimir Kuznetsov	TVOC	M65	-	74:05 (10)	-
	1711	Michael Goldthorpe	WRE	M65	55:34 (67)	m4-14	-
	1993	Peter Jones	AIRE	M65	-	106:28 (52)	-
	1232	Bruce Bryant	OD	M65	45:06 (40)	m2-8 m11-13 m15	-
	2803	Colin Swallow	SN	M65	54:50 (64)	m9-13	-
	1665	Mike Frizzell	BADO	M65	40:59 (27)	m3-4 m9-12 m15	-
	1275	Mike Capper	WAOC	M65	-	100:40 (43)	-
	2100	Terry Ley	CorkO	M65	59:17 (71)	m12	-
	1684	Mike Gardner	DVO	M65	43:16 (32)	m3-14	-
	1700	Jonathan Gilbert	NOR	M65	48:23 (49)	w6	-
	2875	Ashley Tilling	MV	M65	37:51 (14)	-	-
	2002	Andrew Kelly	CLARO	M65	40:11 (22)	-	-
	2122	Kevin Lomas	NOC	M65	42:20 (29)	-	-
	2514	Andrew Quickfall	SROC	M65	43:37 (33)	-	-
	1934	Mick Hunter	NWO	M65	46:51 (45)	-	-
	2770	Malcolm Spencer	DVO	M65	50:15 (55)	-	-
	2686	Paul Shannon	DEE	M65	54:10 (62)	-	-
	2323	David Nichol	AYROC	M65	58:45 (69)	-	-
	2864	Mark Thompson	TVOC	M65	61:14 (73)	-	-
	1796	Peter Harris	HALO	M65	62:42 (76)	-	-
	1818	Peter Hayes	MDOC	M65	66:18 (81)	-	-
	1334	Peter Cholerton	NOC	M65	73:12 (82)	-	-
	1893	Barry Houghton	HOC	M75	84:51 (83)	-	-
	1380	Martin Cook	SMOC	M65	m16	-	-

JK 2024 - Day 3 - Long

29-31 March 2024

OVERALL RESULTS

M65S

Pos	No.	Name	Club	Age Class	E2 Pos	E3 Pos	Time
1st	1069	Steve Bailey	SN	M65	32:39 (1)	39:49 (1)	72:28
2nd	1162	John Birtwistle	CLARO	M65	34:24 (2)	47:48 (3)	82:12
3rd	2386	John Owen	FVO	M65	37:37 (3)	52:44 (7)	90:21
4th	2556	Peter Ribbans	SWOC	M65	39:48 (4)	55:52 (9)	95:40
5th	2797	Lennart Strandberg	Skogslöparna	M65	47:52 (9)	49:10 (4)	97:02
6th	1471	David Dann	MDOC	M65	43:10 (7)	53:56 (8)	97:06
7th	2332	Philip Nichols	BL	M65	42:56 (6)	59:38 (13)	102:34
8th	2260	David Mitchell	SBOC	M65	45:33 (8)	58:33 (11)	104:06
9th	2980	Alan West	LEI	M65	48:46 (11)	58:27 (10)	107:13
10th	2158	Rod Mansel	SUFFOC	M65	49:49 (12)	62:18 (14)	112:07
11th	2741	Ian Smith	WAOC	M65	48:18 (10)	68:57 (18)	117:15
12th	2503	Ian Prosser	BAOC	M65	42:10 (5)	75:42 (20)	117:52
13th	2873	Paul Tickner	WCOG	M65	53:43 (13)	67:36 (17)	121:19
14th	1009	Neil Adams	LOC	M65	61:30 (17)	71:11 (19)	132:41
15th	3079	David Hanstock	BOK	M65	58:10 (14)	77:48 (21)	135:58
16th	2685	Brian Sewell	BKO	M65	64:15 (18)	82:26 (22)	146:41
	2323	David Nichol	AYROC	M65	-	58:49 (12)	-
	3040	Gordon Witte	POTOC	M65	-	51:44 (6)	-
	1213	John Broadhead	LOC	M65	-	50:49 (5)	-
	2514	Andrew Quickfall	SROC	M65	-	41:36 (2)	-
	1818	Peter Hayes	MDOC	M65	-	65:46 (16)	-
	2864	Mark Thompson	TVOC	M65	-	63:27 (15)	-
	2939	Gary Wakerley	NGOC	M65	91:29 (21)	rtd	-
	2420	Stuart Paul	HOC	M65	59:32 (15)	-	-
	2198	Glyn Mayley	LOG	M65	60:00 (16)	-	-
	2028	Phil Kirk	OD	M65	64:46 (19)	-	-
	3092	Richard Hughes	DEE	M65	90:18 (20)	-	-
	2017	Kevin King	NOC	M65	96:36 (22)	-	-
	2326	Steve Nicholls	MDOC	M65	m9-11	-	-
	2176	Stephen Martin	LEI	M65	m7	-	-

JK 2024 - Day 3 - Long

29-31 March 2024

OVERALL RESULTS

M70L













Pos	No.	Name	Club	Age Class	E2 Pos	E3 Pos	Time
1st	2268	Chris Moncaster	KERNO	M70	39:04 (4)	61:22 (1)	100:26
2nd	1980	Alun Jones	TVOC	M70	38:57 (3)	63:50 (3)	102:47
3rd	1178	Axel Blomquist	SN	M70	38:44 (2)	66:18 (4)	105:02
4th	1805	Eddie Harwood	MOR	M70	45:06 (10)	63:22 (2)	108:28
5th	2997	Steve Whitehead	EBOR	M70	40:43 (5)	67:50 (5)	108:33
6th	1268	Christopher Calow	DEE	M70	35:52 (1)	76:10 (9)	112:02
7th	2706	John Simmons	BOK	M70	41:59 (6)	70:04 (6)	112:03
8th	1667	Derek Fryer	LOC	M70	44:32 (9)	73:30 (7)	118:02
9th	1685	Richard Gardner	OD	M70	46:28 (15)	74:18 (8)	120:46
10th	1281	Tony Carlyle	AIRE	M70	42:20 (7)	80:09 (15)	122:29
11th	2231	Don McKerrow	SLOW	M70	46:18 (14)	77:51 (11)	124:09
12th	1976	Paul Johnson	SYO	M70	46:35 (16)	77:49 (10)	124:24
13th	1528	Bob Dredge	WCOC	M70	46:46 (19)	77:57 (12)	124:43
14th	2857	Robin Thomas	SUFFOC	M70	45:46 (13)	80:21 (16)	126:07
15th	2615	Martyn Rouse	SROC	M70	46:41 (17)	80:01 (14)	126:42
16th	2504	Ian Prowse	NGOC	M70	47:50 (21)	81:58 (18)	129:48
17th	1175	Simon Blanchflower	SAX	M70	45:13 (12)	87:07 (25)	132:20
18th	2072	Alan Leakey	SLOW	M70	50:53 (26)	84:30 (22)	135:23
19th	2508	Nicholas Pugh	SOS	M70	54:16 (31)	81:39 (17)	135:55
20th	2592	Andy Robinson	LOC	M70	53:38 (29)	83:10 (20)	136:48
21st	1525	David Downes	WCOC	M70	57:10 (37)	79:41 (13)	136:51
22nd	1896	Joe House	SO	M70	57:55 (38)	84:59 (23)	142:54
23rd	2897	Ray Toomer	QO	M70	56:59 (35)	89:27 (26)	146:26
24th	2626	David Rosen	SROC	M70	54:01 (30)	93:40 (28)	147:41
25th	1748	Mikhail Gryaznevich	TVOC	M70	59:44 (41)	89:40 (27)	149:24
26th	1642	Ted Finch	FVO	M70	54:55 (32)	96:32 (32)	151:27
27th	1105	Philip Beale	DEVON	M70	50:50 (25)	101:02 (36)	151:52
28th	1462	Leslie Dagleish	ESOC	M70	65:55 (52)	86:22 (24)	152:17
29th	2165	Dave Marr	OD	M70	56:33 (34)	98:11 (33)	154:44
30th	2919	Mike Turner	SO	M70	60:56 (44)	95:32 (29)	156:28
31st	2191	Nicholas Maxwell	DEVON	M70	60:54 (43)	96:00 (31)	156:54
32nd	2795	Robin Strain	ELO	M70	58:23 (39)	100:26 (35)	158:49
33rd	2116	Anthony Lloyd	BOK	M70	62:27 (45)	99:09 (34)	161:36
34th	2748	Robin Smith	SO	M70	67:59 (55)	95:47 (30)	163:46
35th	2750	Terry Smith	SOC	M70	57:02 (36)	109:43 (42)	166:45
36th	1970	Chris Johnson	BOK	M70	63:39 (48)	103:43 (37)	167:22
37th	1480	Allan Darwell	BOK	M70	64:02 (49)	108:45 (40)	172:47
38th	2820	Paul Taunton	NGOC	M70	64:15 (50)	109:41 (41)	173:56
39th	2022	David Kingdon	SAX	M70	78:15 (57)	107:17 (39)	185:32
40th	2806	Stuart Swalwell	DVO	M70	82:45 (59)	104:44 (38)	187:29
41st	1326	John Chesters	DEVON	M70	65:02 (51)	127:15 (44)	192:17
42nd	1575	Mike Elliot	MV	M70	73:14 (56)	130:29 (45)	203:43
43rd	1890	John Hopper	DVO	M70	62:59 (46)	144:22 (46)	207:21
44th	2914	John Turner	TVOC	M70	63:13 (47)	168:48 (47)	232:01
	2972	Paul Watterson	HOC	M70	-	175:01 (48)	-
	1332	Steve Chiverton	HOC	M70	-	116:40 (43)	-
	1903	Jonathan Howell	WCH	M70	-	84:05 (21)	-
	3024	Clive Wilson	SYO	M70	-	82:57 (19)	-
	1622	Tony Feltbower	OD	M70	w3 m6	m3	-
	2643	Stephen Round	SELOC	M70	97:37 (64)	m2-12	-
	1073	Neville Baker	TVOC	M70	43:54 (8)	w1	-
	2834	Nick Taylor	HOC	M75	-	m9-10	-
	2115	Richard Llewellyn	NOC	M70	52:08 (27)	m1	-
	2767	Eddie Speak	MDOC	M70	50:08 (24)	rtd	-
	2591	Steve Robertson	QO	M70	45:10 (11)	w6	-
	2426	Richard Payne	EPOC	M70	46:43 (18)	-	-
	2902	Geff Trewin	HOC	M70	47:28 (20)	-	-
	2736	Dave Smith	WCH	M70	48:32 (22)	-	-
	2372	Barry Olds	KERNO	M70	49:54 (23)	-	-

JK 2024 - Day 3 - Long

29-31 March 2024

OVERALL RESULTS

M70L



















Pos	No.	Name	Club	Age Class	E2 Pos	E3 Pos	Time
	1787	David Hargreaves	SROC	 M70	52:40 (28)	-	-
	2472	Rod Postlethwaite	WRE	 M70	56:02 (33)	-	-
	1941	Steve Ingleby	DEE	 M70	59:34 (40)	-	-
	1072	Jeffrey Baker	LOG	 M70	60:50 (42)	-	-
	2273	Chris Moon	BOK	 M70	66:29 (53)	-	-
	2424	Andy Payne	DEE	 M70	67:30 (54)	-	-
	1393	David Corp	LOC	 M70	78:22 (58)	-	-
	2564	Peter Riches	TVOC	 M70	86:01 (60)	-	-
	1476	Peter Dargue	LEI	 M70	87:48 (61)	-	-
	1909	Peter Howsam	WRE	 M70	90:28 (62)	-	-
	1701	Ian Gilliver	MDOC	 M70	93:52 (63)	-	-
	1305	Clement Chan	HKOC	 M70	106:05 (65)	-	-

JK 2024 - Day 3 - Long

29-31 March 2024

OVERALL RESULTS

M70S

Pos	No.	Name	Club	Age Class	E2 Pos	E3 Pos	Time
1st	2354	Liam O'Brien	CorkO 	M70	<u>28:38</u> (1)	62:48 (5)	91:26
2nd	1594	Anders Eriksson	IF Hagen 	M70	35:51 (2)	57:18 (2)	93:09
3rd	2596	John Robinson	WCH 	M70	37:09 (3)	57:32 (3)	94:41
4th	2117	David Lloyd	LOC 	M70	48:33 (7)	58:10 (4)	106:43
5th	1100	Philip Baxter	LVO 	M70	47:16 (5)	65:47 (6)	113:03
6th	2600	Ian Robson	EBOR 	M70	43:54 (4)	72:23 (9)	116:17
7th	2988	Jon Wheatcroft	TVOC 	M70	50:14 (9)	66:51 (7)	117:05
8th	1957	Stephen Jackson	NWO 	M70	48:39 (8)	73:24 (11)	122:03
	2564	Peter Riches	TVOC 	M70	-	91:29 (12)	-
	1558	Tim Eden	NOR 	M70	76:24 (13)	m2-5	-
	2372	Barry Olds	KERNO 	M70	-	<u>50:59</u> (1)	-
	1393	David Corp	LOC 	M70	-	71:46 (8)	-
	1305	Clement Chan	HKOC 	M70	-	72:51 (10)	-
	1181	David Booker	NOC 	M70	47:55 (6)	m7	-
	1082	Alan Barclay-Devine	NOC 	M70	-	105:32 (13)	-
	2096	Richard Lewis	WRE 	M70	61:02 (10)	-	-
	2291	Robin Mowbray		M70	75:20 (11)	-	-
	1177	Neal Blatherwick	DVO 	M70	75:29 (12)	-	-

JK 2024 - Day 3 - Long

29-31 March 2024

OVERALL RESULTS

M75L




Pos	No.	Name	Club	Age Class	E2 Pos	E3 Pos	Time
1st	1726	Peter Gorvett	SYO	M75	45:14 (13)	<u>56:57</u> (1)	102:11
2nd	2106	Tom Lillcrap	DEVON	M75	43:19 (9)	62:10 (2)	105:29
3rd	2869	Tony Thornley	AIRE	M75	<u>39:37</u> (1)	67:18 (7)	106:55
4th	3032	Mike Wimpenny	DEVON	M75	40:38 (2)	66:27 (5)	107:05
5th	2831	John Taylor	SROC	M75	40:41 (3)	66:32 (6)	107:13
6th	1596	Cliff Etherden	LOC	M75	43:53 (10)	64:36 (4)	108:29
7th	1386	Ian Cooper	SYO	M75	42:06 (6)	73:18 (12)	115:24
8th	1143	Michael Bickle	WAOC	M75	44:15 (11)	72:07 (11)	116:22
9th	1487	Tony Davies	SROC	M75	48:16 (15)	69:31 (9)	117:47
10th	1358	Don Cload	NGOC	M75	42:12 (7)	77:30 (15)	119:42
11th	1916	Brian Hughes	HOC	M75	41:17 (4)	80:08 (19)	121:25
12th	2927	John van Rooyen	SAX	M75	44:52 (12)	77:30 (15)	122:22
13th	1710	Mike Godfree	DVO	M75	42:23 (8)	80:07 (18)	122:30
14th	2399	David Palmer	BOK	M75	52:30 (19)	70:02 (10)	122:32
15th	1083	Bob Barnby	WCOC	M75	54:46 (25)	69:19 (8)	124:05
16th	1211	Simon Brister	DVO	M75	51:31 (18)	80:57 (20)	132:28
17th	2192	David May	SLOW	M75	57:53 (30)	75:07 (13)	133:00
18th	2635	Chris Rostron	MDOC	M75	49:08 (16)	85:09 (21)	134:17
19th	2659	Tim Sands	BOK	M75	55:49 (27)	79:32 (17)	135:21
20th	2151	Jim Mallinson	SLOW	M75	49:20 (17)	90:41 (23)	140:01
21st	1836	Geoffrey Hensman	FVO	M75	55:02 (26)	93:45 (26)	148:47
22nd	2745	Mick Smith	HH	M75	52:37 (20)	97:15 (31)	149:52
23rd	3077	Julian Lailey	SROC	M75	74:48 (47)	76:41 (14)	151:29
24th	2913	Ian Turner	SOLWAY	M75	61:18 (33)	90:43 (24)	152:01
25th	2849	Eifion Thomas	DEE	M75	57:14 (28)	96:37 (30)	153:51
26th	2765	Gerry Spalton	OD	M75	61:42 (34)	94:14 (27)	155:56
27th	2029	Chris Kirkham	MDOC	M75	64:53 (39)	93:12 (25)	158:05
28th	2345	John Nuttall	SELOC	M75	60:07 (31)	101:46 (35)	161:53
29th	2296	David Mullins	SARUM	M75	61:56 (36)	102:28 (37)	164:24
30th	2015	Paul Kilpin	TVOC	M75	60:30 (32)	105:04 (39)	165:34
31st	1954	Brian Jackson	SROC	M75	71:35 (45)	94:41 (28)	166:16
32nd	2810	Keith Sykes	EPOC	M75	65:13 (40)	102:20 (36)	167:33
33rd	1214	Steve Brockbank	LOC	M75	68:11 (44)	100:41 (33)	168:52
34th	1186	Chris Bosley	LEI	M75	72:08 (46)	101:15 (34)	173:23
35th	1744	Philip Gristwood	MV	M75	75:26 (49)	100:25 (32)	175:51
36th	1429	Neil Croasdell	EPOC	M75	75:09 (48)	104:54 (38)	180:03
37th	1389	Philip Cooper		M75	90:58 (54)	127:03 (40)	218:01
	2175	Peter Martin	SAX	M75	m3-8	62:59 (3)	-
	2337	George Normand	LEI	M75	67:39 (43)	m5-14	-
	1201	Christopher Branford	WIM	M75	57:36 (29)	rtd	-
	1893	Barry Houghton	HOC	M75	-	95:52 (29)	-
	1406	Dave Coustick	FVO	M75	54:22 (23)	m1-12	-
	2853	Howard Thomas	BOK	M75	63:14 (37)	m7-12	-
	1537	Colin Drury	SYO	M75	53:40 (21)	m9-12 m14	-
	2557	Roger Richards	WCH	M75	-	86:31 (22)	-
	3026	Martin Wilson	BKO	M75	47:17 (14)	rtd	-
	3009	Keith Willdig	OD	M75	41:35 (5)	-	-
	2631	Peter Ross	MDOC	M75	53:43 (22)	-	-
	1679	Kevin Gallagher	LEI	M75	54:28 (24)	-	-
	1509	Doug Dickinson	DVO	M75	61:48 (35)	-	-
	1154	Greg Birdseye	TVOC	M75	64:30 (38)	-	-
	2773	Pat Squire	NOC	M75	66:33 (41)	-	-
	2675	Robert Scott	HOC	M75	66:37 (42)	-	-
	2510	John Pullin	LOC	M75	80:00 (50)	-	-
	2223	Barry McGowan	HOC	M75	80:22 (51)	-	-
	3003	Alain Wilkes	BKO	M75	81:32 (52)	-	-
	2363	Frank O'Donovan	BOC	M75	86:58 (53)	-	-
	2501	Roger Pring	SAX	M75	94:01 (55)	-	-
	2173	Henry Marston	SYO	M75	116:55 (56)	-	-

JK 2024 - Day 3 - Long

29-31 March 2024

OVERALL RESULTS

M75L























Pos	No.	Name	Club	Age Class	E2 Pos	E3 Pos	Time
	2786	Richard Steptoe	TVOC	 M75	m8-12	-	-
	2505	Jim Prowting	TVOC	 M75	rtd	-	-
	2834	Nick Taylor	HOC	 M75	m9	-	-

JK 2024 - Day 3 - Long

29-31 March 2024

OVERALL RESULTS

M75S

Pos	No.	Name	Club	Age Class	E2 Pos	E3 Pos	Time
1st	1491	David Day	CLARO 	M75	40:33 (3)	46:47 (1)	87:20
2nd	1402	Ian Couch	EPOC 	M75	38:19 (2)	54:34 (3)	92:53
3rd	3015	Rod Williams	HALO 	M75	<u>37:51</u> (1)	55:43 (4)	93:34
4th	1372	John Collyer	GO 	M75	55:12 (7)	69:22 (6)	124:34
5th	1585	Bob Elmes	DEE 	M75	58:38 (8)	85:05 (9)	143:43
6th	3070	Peter Yoxall	POTOC 	M75	72:54 (12)	86:46 (10)	159:40
7th	2963	Gary Waters	SBOC 	M75	72:08 (10)	92:32 (12)	164:40
8th	2582	Trevor Roberts	MDOC 	M75	89:13 (13)	82:52 (8)	172:05
9th	2826	Don Taylor	MDOC 	M75	72:14 (11)	116:59 (16)	189:13
	2363	Frank O'Donovan	BOC 	M75	-	95:28 (14)	-
	3009	Keith Willdig	OD 	M75	-	50:29 (2)	-
	2786	Richard Steptoe	TVOC 	M75	-	69:11 (5)	-
	2223	Barry McGowan	HOC 	M75	-	73:14 (7)	-
	2501	Roger Pring	SAX 	M75	-	88:00 (11)	-
	2653	Mick Sadler	HOC 	M75	-	92:43 (13)	-
	2173	Henry Marston	SYO 	M75	-	115:51 (15)	-
	1791	Roger Hargreaves	KERNO 	M75	45:14 (4)	-	-
	2720	Dave Skidmore	DVO 	M75	48:54 (5)	-	-
	2401	John Palmer	NOC 	M75	51:49 (6)	-	-
	1134	Stephen Beresford	MDOC 	M75	64:23 (9)	-	-
	1382	John Cooke	DVO 	M75	w2 m4-5 w7 w10	-	-
	2690	John Shaw	SMOC 	M75	rtd	-	-

JK 2024 - Day 3 - Long

29-31 March 2024

OVERALL RESULTS

M80

Pos	No.	Name	Club	Age Class	E2 Pos	E3 Pos	Time
1st	2304	Michael Murray	SLOW	M80	41:12 (1)	51:56 (1)	93:08
2nd	1279	Peter Carey	OD	M80	42:18 (2)	58:43 (5)	101:01
3rd	1834	Keith Henderson	WIM	M80	48:50 (5)	56:38 (2)	105:28
4th	2435	Ian Peirce	SARUM	M80	43:31 (3)	65:10 (7)	108:41
5th	2512	Ian Pyrah	ESOC	M80	51:38 (8)	57:28 (3)	109:06
6th	2764	Tim Sowood	INVOC	M80	53:35 (9)	57:57 (4)	111:32
7th	2394	John Padget	DEE	M80	58:48 (12)	63:19 (6)	122:07
8th	2108	Roy Lindsell	EPOC	M80	51:33 (7)	70:51 (9)	122:24
9th	1242	Steve Burge	LOC	M80	50:21 (6)	73:22 (10)	123:43
10th	1413	Roger Craddock	QO	M80	56:07 (11)	78:50 (12)	134:57
11th	1673	Derek Gale	DVO	M80	53:50 (10)	90:54 (16)	144:44
12th	3128	Mike Callow	WRE	M80	72:06 (17)	74:50 (11)	146:56
13th	1191	John Bowman	OD	M80	65:55 (14)	84:19 (13)	150:14
14th	1842	Alan Heppenstall	LOC	M80	68:32 (15)	88:18 (14)	156:50
15th	1085	Anthony Barrable	RAFO	M80	70:30 (16)	90:40 (15)	161:10
16th	2056	Garry Langston	WCH	M80	80:56 (18)	101:43 (17)	182:39
17th	3064	Brian Yates	ESOC	M80	92:25 (19)	113:41 (18)	206:06
18th	2993	Michael White	MV	M85	143:45 (22)	165:42 (19)	309:27
	2219	Ted McDonald	BOK	M80	43:38 (4)	m8	-
	1210	Trevor Bridle	WIM	M80	-	70:39 (8)	-
	2932	Robert Vickers	HOC	M80	61:41 (13)	-	-
	1611	Austin Farr	POTOC	M80	95:12 (20)	-	-
	3013	Ernie Williams	LEI	M80	104:02 (21)	-	-
	1261	Peter Bylett	HOC	M80	157:24 (23)	-	-
	2650	John Russell	SOS	M80	m4-7	-	-
	1330	Peter Chick	LEI	M80	w3	-	-
	1817	Jeff Haycock	WRE	M80	rtd	-	-

JK 2024 - Day 3 - Long

29-31 March 2024

OVERALL RESULTS

M85


Pos	No.	Name	Club	Age Class	E2 Pos	E3 Pos	Time
1st	2149	Roger Maher	SO 	M85	<u>37:42</u> (1)	<u>47:34</u> (1)	85:16
2nd	2371	Jeremy Oldershaw	SAX 	M85	50:15 (3)	70:50 (2)	121:05
3rd	1500	Douglas Deeks	SAX 	M85	49:01 (2)	73:40 (3)	122:41
4th	2692	Rod Shaw	EPOC 	M85	63:59 (4)	91:35 (4)	155:34
5th	2862	John Thompson	TVOC 	M85	69:10 (5)	98:30 (5)	167:40
6th	2071	Peter Leake	LEI 	M85	87:10 (7)	100:37 (6)	187:47
7th	2265	Donald Moir	LEI 	M90	82:02 (6)	123:28 (8)	205:30
	3075	John Woodall	NOC 	M85	w6	114:03 (7)	-
	2479	Colin Powell	AIRE 	M85	105:00 (8)	-	-
	1660	Rodney Freeburn	NOR 	M85	116:16 (9)	-	-
	1618	John Farren	TVOC 	M85	119:13 (10)	-	-
	2717	Trevor Simpson	OD 	M85	w6	-	-
	3135	Geoff Sara	HOC 	M85	rtd	-	-

JK 2024 - Day 3 - Long

29-31 March 2024

OVERALL RESULTS

W10A

Pos	No.	Name	Club	Age Class	E2 Pos	E3 Pos	Time
1st	1554	Esther Eaton	WAOC 	W10	<u>18:26</u> (1)	19:13 (2)	37:39
2nd	2494	Martha Preston	SYO 	W10	21:36 (3)	20:15 (4)	41:51
3rd	2091	Annie Lewis	WRE 	W10	20:51 (2)	23:49 (7)	44:40
4th	1610	Tunde Farago	HH 	W10	26:46 (4)	21:48 (6)	48:34
5th	1577	Eliza-Blue Elliott	SYO 	W10	29:37 (6)	19:39 (3)	49:16
6th	1990	Megan Jones	ERYRI 	W10	29:02 (5)	31:18 (8)	60:20
7th	2482	Hana Powell	WAOC 	W10	49:58 (8)	41:37 (9)	91:35
	2525	Isabelle Raftery	HH 	W10	m8	21:27 (5)	-
	2714	Lauren Simpson	CLOK 	W10	m5	<u>17:50</u> (1)	-
	3102	Elise Flick	LOK 	W10	44:19 (7)	-	-

JK 2024 - Day 3 - Long

29-31 March 2024

OVERALL RESULTS

W10B

Pos	No.	Name	Club	Age Class	E2 Pos	E3 Pos	Time
1st	1846	Lucie Heppenstall	LOC	 W10	<u>12:45</u> (1)	<u>14:15</u> (1)	27:00
2nd	2523	Alice Raftery	HH	 W10	26:28 (4)	16:36 (2)	43:04
3rd	1639	Lucy Finch	FVO	 W10	25:51 (3)	22:01 (3)	47:52
4th	2195	Úna May	PFO	 W10	32:54 (5)	24:10 (4)	57:04
5th	2163	Philippa Mansfield	BAOC	 W10	45:20 (6)	26:45 (5)	72:05
	1614	Harriet Farrell	MDOC	 W10	22:59 (2)	-	-

JK 2024 - Day 3 - Long

29-31 March 2024

OVERALL RESULTS

W12A

Pos	No.	Name	Club	Age Class	E2 Pos	E3 Pos	Time
1st	1943	Hannah Inman	FVO	W12	<u>23:44</u> (1)	<u>19:17</u> (1)	43:01
2nd	2033	Laura Kitchin	INT	W12	24:01 (2)	21:56 (2)	45:57
3rd	2477	Alys Powell	WAOOC	W12	26:07 (3)	24:24 (7)	50:31
4th	1547	Tess Dunhill	GEN	W12	28:32 (4)	23:41 (5)	52:13
5th	1460	Emma Daley	ESOC	W12	28:35 (5)	26:01 (9)	54:36
6th	2660	Imogen Satherley	DVO	W12	28:56 (6)	26:40 (13)	55:36
7th	2715	Rae Simpson	CLOK	W12	29:12 (7)	26:26 (11)	55:38
8th	1409	Elysia Cowe	WAOOC	W12	32:41 (9)	26:22 (10)	59:03
9th	2891	Maisie Todhunter	SROC	W12	36:57 (11)	22:54 (3)	59:51
10th	1636	Esme Finch	FVO	W12	41:21 (18)	25:01 (8)	66:22
11th	1881	Lucy Holt	SYO	W12	40:07 (13)	30:40 (19)	70:47
12th=	2878	Amelia Todd	LOK	W12	37:38 (12)	33:40 (22)	71:18
12th=	1283	Alethea Carr	AIRE	W12	31:42 (8)	39:36 (25)	71:18
14th	2624	Sylva Rose Price	ECKO	W12	34:59 (10)	36:38 (23)	71:37
15th	1877	Sola Holmes	WCOC	W12	41:20 (17)	30:44 (20)	72:04
16th	2623	Indira Rose Price	ECKO	W12	45:01 (20)	28:07 (15)	73:08
17th	1563	Sophie Edward	FVO	W12	44:21 (19)	30:04 (18)	74:25
18th	3098	Penny Pinker-Hull	AIRE	W12	54:17 (22)	23:40 (4)	77:57
19th	2051	Iris Landrigan	BOK	W12	40:26 (14)	38:44 (24)	79:10
20th	1345	Helena Clarke	BAOC	W12	40:49 (15)	42:09 (26)	82:58
21st	2586	Emily Robertson	MAROC	W12	56:36 (23)	29:06 (17)	85:42
22nd	1054	Jessica Atkinson	LOC	W12	62:23 (24)	28:08 (16)	90:31
23rd	2262	Niamh Mitchell	HH	W12	40:52 (16)	68:54 (27)	109:46
	2965	Jemma Waters	SYO	W12	-	23:49 (6)	-
	1021	Alva Aldin	Stora Tuna OK	W12	m5-12	27:34 (14)	-
	1576	Beau Elliott	SYO	W12	m4-5 m11	26:36 (12)	-
	2622	Éowyn Rose Price	ECKO	W12	-	32:18 (21)	-
	2633	Aini Rostron	MDOC	W12	51:09 (21)	-	-

JK 2024 - Day 3 - Long

29-31 March 2024

OVERALL RESULTS

W12B























Pos	No.	Name	Club	Age Class	E2 Pos	E3 Pos	Time
1st	2329	Harriet Nichols	SO 	W12	<u>20:44</u> (1)	18:47 (2)	39:31
2nd	2595	Grace Robinson	NOC 	W12	24:56 (2)	21:29 (3)	46:25
3rd	1172	Pippa Blackmore	HOC 	W12	34:23 (3)	<u>17:14</u> (1)	51:37
4th	2731	Charlotte Smith	SLOW 	W12	39:29 (4)	53:17 (5)	92:46
	2633	Aini Rostron	MDOC 	W12	-	26:06 (4)	-
	2367	Izzy O'Hara	SYO 	W12	40:43 (5)	-	-

JK 2024 - Day 3 - Long

29-31 March 2024

OVERALL RESULTS

W14A









Pos	No.	Name	Club	Age Class	E2 Pos	E3 Pos	Time
1st	1235	Bethan Buckley	AIRE 	W14	23:34 (4)	35:17 (1)	58:51
2nd	2951	Lucy Ward	INT 	W14	18:58 (1)	40:22 (2)	59:20
3rd	1898	Anna Howard	MOR 	W14	24:43 (6)	49:46 (3)	74:29
4th	1316	Hannah Chapman	SYO 	W14	23:21 (3)	51:37 (5)	74:58
5th	1662	Alice French	WIM 	W14	24:22 (5)	51:40 (6)	76:02
6th	2458	Eden Pigott	POTOC 	W14	21:38 (2)	56:00 (9)	77:38
7th	1375	Eilidh Connor	FVO 	W14	28:44 (10)	50:16 (4)	79:00
8th	1315	Emma Chapman	SO 	W14	28:49 (11)	54:16 (8)	83:05
9th	1910	Sophie Howsam	SYO 	W14	29:02 (12)	54:15 (7)	83:17
10th	1012	Hannah Agombar	NGOC 	W14	27:40 (8)	57:09 (10)	84:49
11th	2360	Kathleen O'Donnell	Fingal 	W14	37:02 (19)	58:05 (11)	95:07
12th	2962	Emily Waters	SO 	W14	31:16 (14)	65:47 (12)	97:03
13th	2181	Aoife Masterson	CNOC 	W14	30:29 (13)	70:15 (13)	100:44
14th	1808	Deirbhile Hassett	Setanta 	W14	27:43 (9)	74:05 (14)	101:48
15th	3022	Anna Wilson	PFO 	W14	34:01 (15)	75:00 (16)	109:01
16th	1292	Eimear Casey	SEVO 	W14	37:16 (20)	74:23 (15)	111:39
17th	1348	Sadie Clarke	BAOC 	W14	34:28 (17)	89:58 (17)	124:26
18th	1733	Sophie Gray	MDOC 	W14	35:05 (18)	103:51 (19)	138:56
19th	1997	Beth Joyce	CNOC 	W14	49:21 (21)	103:14 (18)	152:35
	1831	Emma Heckford	WSX 	W14	34:19 (16)	rtd	-
	1359	Hazel Cload	INVOC 	W14	26:22 (7)	-	-
	2975	Jessica Weaver	WRE 	W14	93:52 (22)	-	-

JK 2024 - Day 3 - Long

29-31 March 2024

OVERALL RESULTS

W14B

Pos	No.	Name	Club	Age Class	E2 Pos	E3 Pos	Time
1st	2850	Fay Thomas	SROC 	W14	<u>29:12</u> (1)	<u>23:29</u> (1)	52:41
2nd	2892	Cara Tolley	LEI 	W14	37:22 (2)	28:53 (2)	66:15
3rd	3154	Rebecca Daley	ESOC 	W14	38:40 (3)	30:10 (3)	68:50
4th	1109	Charlie Beavers	AIRE 	W14	52:35 (6)	31:08 (4)	83:43
5th	1879	Anna Holt	SYO 	W14	50:41 (5)	38:26 (6)	89:07
6th	3063	Anna Maria Yaneva	SLOW 	W14	48:23 (4)	43:12 (7)	91:35
7th	2247	Sofia Mee	SMOC 	W14	61:23 (7)	37:00 (5)	98:23
	2975	Jessica Weaver	WRE 	W14	-	66:03 (8)	-

JK 2024 - Day 3 - Long

29-31 March 2024

OVERALL RESULTS

W16A



Pos	No.	Name	Club	Age Class	E2 Pos	E3 Pos	Time
1st	1051	Emily Atkinson	ELO	W16	25:54 (4)	49:26 (1)	75:20
2nd	2006	Scarlett Kelly	FVO	W16	25:55 (5)	49:26 (1)	75:21
3rd	2674	Iona Scott	INVOC	W16	23:30 (1)	53:38 (6)	77:08
4th	1239	Katie Buckley	AIRE	W16	24:59 (2)	52:31 (4)	77:30
5th	1419	Sophie Crawford	WCOC	W16	25:20 (3)	53:32 (5)	78:52
6th	2879	Anna Todd	SYO	W16	26:32 (6)	54:45 (7)	81:17
7th	2888	Ellie Todhunter	SROC	W16	27:08 (7)	55:20 (8)	82:28
8th	1314	Charlotte Chapman	SYO	W16	29:09 (10)	60:16 (10)	89:25
9th	2454	Alice Pieters	SYO	W16	29:25 (11)	61:53 (14)	91:18
10th	2281	Lily Alexandra Morgan	Malvik IL	W16	34:36 (18)	56:44 (9)	91:20
11th	1900	Sophie Howard	MOR	W16	28:31 (9)	63:04 (17)	91:35
12th	2197	Rebecca Mayes	CLOK	W16	28:10 (8)	64:45 (20)	92:55
13th	2031	Bethan Kitchin	INT	W16	29:57 (13)	63:01 (16)	92:58
14th	2004	Esme Kelly	FVO	W16	31:58 (15)	61:20 (13)	93:18
15th	2242	Eskarina Medlock	WSX	W16	32:57 (17)	62:44 (15)	95:41
16th	2724	Charlotte Slade	SN	W16	34:59 (21)	61:00 (12)	95:59
17th	2708	Ellie Simpson	LEI	W16	36:25 (25)	60:28 (11)	96:53
18th	2809	Beth Sykes	SYO	W16	30:49 (14)	66:26 (21)	97:15
19th	2646	Fionnuala Rowe	GEN	W16	34:40 (20)	63:35 (19)	98:15
20th	1226	Megan Brown	ESOC	W16	35:02 (22)	63:15 (18)	98:17
21st	1767	Rebecca Hammond	FVO	W16	29:45 (12)	70:18 (24)	100:03
22nd	1231	Niamh Browne	GEN	W16	35:53 (23)	68:33 (22)	104:26
23rd	2240	Rosie McNamara	AYROC	W16	36:23 (24)	71:50 (25)	108:13
24th	2126	Charlotte Lovegrove	SN	W16	41:15 (28)	69:38 (23)	110:53
25th	2045	Rona Laird	INVOC	W16	36:57 (27)	75:38 (27)	112:35
26th	2781	Olivia Stamp	WCH	W16	41:32 (30)	73:13 (26)	114:45
27th	1810	Sadhbh Hassett	Setanta	W16	32:44 (16)	83:01 (33)	115:45
28th	2893	Isabelle Tonge	BOK	W16	36:41 (26)	79:38 (29)	116:19
29th	1906	Abigail Howsam	SYO	W16	34:36 (18)	90:09 (36)	124:45
30th	2711	Isla Simpson	CLOK	W16	44:43 (33)	80:17 (31)	125:00
31st	2521	Olivia Radcliffe	SUFFOC	W16	45:49 (36)	79:44 (30)	125:33
32nd	1014	Katie Agombar	NGOC	W16	42:38 (31)	85:36 (35)	128:14
33rd	1023	Nora Aldin	Stora Tuna OK	W16	44:46 (34)	84:40 (34)	129:26
34th	1155	Hannah Birkinshaw	WCOC	W16	47:05 (37)	82:43 (32)	129:48
35th	1337	Poppy Chorlton	HH	W16	53:48 (41)	76:53 (28)	130:41
36th	2761	Alice Soulsby	HH	W16	43:10 (32)	95:06 (38)	138:16
37th	1962	Kate Jarrett	WAOC	W16	41:16 (29)	98:54 (39)	140:10
38th	1080	Elizabeth Balston	SARUM	W16	50:48 (39)	91:40 (37)	142:28
39th	1140	Emily Bichard	MAROC	W16	56:29 (42)	129:31 (40)	186:00
	1095	Ella Baxter	SYO	W16	w6	51:04 (3)	-
	2075	Emily Leathwood	BOK	W16	45:23 (35)	-	-
	1029	Grace Allinson	WRE	W16	50:16 (38)	-	-
	2078	Sophie Leathwood	BOK	W16	51:40 (40)	-	-
	1867	Margaux Hodgson	SYO	W16	75:16 (43)	-	-
	2956	Megan Wareing	BOK	W16	rtd	-	-

JK 2024 - Day 3 - Long

29-31 March 2024

OVERALL RESULTS

W16B


































Pos	No.	Name	Club	Age Class	E2 Pos	E3 Pos	Time
1st	2294	Gen Mullens	BKO 	W16	<u>66:59</u> (1)	<u>101:12</u> (1)	168:11
	1474	Livia Daplyn	SN 	W16	-	w5	-

JK 2024 - Day 3 - Long

29-31 March 2024

OVERALL RESULTS

W18E

Pos	No. Name	Club	Age Class	E2 Pos	E3 Pos	Time
1st	601 Rachel Baker	CLOK 	W18	24:34 (1)	64:45 (1)	89:19
2nd	623 Nesa Schiller	WSX 	W18	25:11 (2)	70:50 (3)	96:01
3rd	636 Heather High	SO 	W18	26:23 (6)	71:33 (4)	97:56
4th	604 Jocie Hilton	SN 	W18	28:05 (10)	70:08 (2)	98:13
5th	622 Ruth Gooch	MAROC 	W18	25:29 (4)	73:17 (5)	98:46
6th	613 Freya Tryner	SYO 	W18	26:22 (5)	74:10 (6)	100:32
7th	627 Kate McLuckie	MOR 	W18	27:53 (9)	78:46 (7)	106:39
8th	609 Eve Buckley	KerryO 	W18	25:17 (3)	82:43 (10)	108:00
9th	612 Daisy Rennie	WCOC 	W18	29:12 (11)	79:25 (8)	108:37
10th	625 Ellie Darlow	RR 	W18	29:30 (12)	82:24 (9)	111:54
11th	624 Cate Matthew	SROC 	W18	27:38 (8)	84:27 (12)	112:05
12th	602 Lyra Medlock	WSX 	W18	27:09 (7)	85:05 (13)	112:14
13th	637 Ciara Keen	SYO 	W18	29:50 (13)	88:06 (15)	117:56
14th	629 Charlotte Burton	INVOG 	W18	33:37 (17)	86:30 (14)	120:07
15th	616 Amelia Thompson	LOC 	W18	37:09 (20)	84:12 (11)	121:21
16th	639 Amelia Wing	BKO 	W18	31:54 (15)	90:47 (18)	122:41
17th	618 Jessica Ward	NGOC 	W18	31:01 (14)	92:01 (19)	123:02
18th	633 Grace French	WIM 	W18	32:59 (16)	90:39 (17)	123:38
19th	635 Charlotte Sykes	SYO 	W18	37:27 (22)	89:21 (16)	126:48
20th	656 Anwen Hockley	ERYRI 	W18	35:14 (19)	93:29 (20)	128:43
21st	641 Anastasia Mahlych	LVO 	W18	37:23 (21)	101:09 (23)	138:32
22nd	632 Hannah Mather	LOG 	W18	40:19 (26)	100:54 (22)	141:13
23rd	617 Hebe Darwin	WAOG 	W18	43:44 (29)	98:51 (21)	142:35
24th	646 Madeleine Pitcher	DFOG 	W18	40:55 (27)	108:34 (27)	149:29
25th	659 Scarlett Britain	MOR 	W18	44:14 (30)	105:56 (25)	150:10
26th	648 Flora Jolly	HALO 	W18	44:53 (31)	107:06 (26)	151:59
27th	652 Maggie Soulsby	HH 	W18	38:17 (23)	125:49 (28)	164:06
	655 Alexandra Garnett	SYO 	W18	38:31 (24)	rtd	-
	649 Rose Taylor	NGOC 	W18	38:38 (25)	rtd	-
	654 Eva Humphreys	WCOC 	W18	35:11 (18)	m11-13	-
	640 Yokub Hampshire Wright	NN 	W18	w13	101:13 (24)	-
	658 Leni Hagen	BOK 	W18	42:05 (28)	-	-
	647 Isabel Winskill	WCOC 	W18	54:49 (32)	-	-

JK 2024 - Day 3 - Long

29-31 March 2024

OVERALL RESULTS

W18L






















Pos	No.	Name	Club	Age Class	E2 Pos	E3 Pos	Time
1st	1451	Emma Currie	SOC 	W18	<u>49:53</u> (1)	81:07 (2)	131:00
2nd	2127	Rebecca Lovegrove	SN 	W18	55:29 (2)	85:29 (3)	140:58
	658	Leni Hagen	BOK 	W18	-	<u>69:52</u> (1)	-
	1966	Robyn Jarvis	LEI 	W18	69:37 (3)	-	-
	2438	Anna Peltor		W18	79:05 (4)	-	-
	2041	Emma Kyd	MDOC 	W18	121:09 (5)	-	-

JK 2024 - Day 3 - Long

29-31 March 2024

OVERALL RESULTS

W20E





Pos	No.	Name	Club	Age Class	E2 Pos	E3 Pos	Time
1st	605	Imogen Pieters	SYO 	W20	23:36 (2)	63:36 (1)	87:12
2nd	603	Isobel Howard	EUOC 	W20	23:55 (3)	66:48 (3)	90:43
3rd	607	Kaia Joergensen	OK Linné 	W20	25:29 (4)	65:28 (2)	90:57
4th	606	Daisy McNamara	EUOC 	W20	23:14 (1)	75:03 (6)	98:17
5th	611	Emma Crawford	EUOC 	W20	27:02 (5)	74:00 (5)	101:02
6th	626	Emily Gibbins	AIRE 	W20	28:26 (7)	73:23 (4)	101:49
7th	610	Alice Kemsley	BASOC 	W20	27:17 (6)	76:01 (7)	103:18
8th	608	Iris MacMillan	ECKO 	W20	29:40 (8)	77:18 (8)	106:58
9th	620	Fiona Eades	EUOC 	W20	34:29 (15)	85:05 (9)	119:34
10th	619	Maya Hampshire Wright	SHUOC 	W20	34:19 (13)	88:08 (11)	122:27
11th	642	Laura Barrett	SN 	W20	34:22 (14)	91:42 (12)	126:04
12th	628	Laura Brown	LOC 	W20	40:46 (16)	85:23 (10)	126:09
13th	638	Sarah Darley	SN 	W20	30:34 (9)	98:57 (14)	129:31
14th	631	Emily Rowe	GEN 	W20	32:21 (11)	99:35 (15)	131:56
15th	634	Carys Sharp	TVOC 	W20	32:55 (12)	100:14 (16)	133:09
16th	621	Isabel Sunley	EUOC 	W20	41:04 (17)	93:47 (13)	134:51
17th	651	Eva Spurling	WRE 	W20	43:10 (19)	106:13 (17)	149:23
18th	644	Madelyn Bartlett	SO 	W20	41:32 (18)	112:32 (18)	154:04
19th	653	Emily Butter	SN 	W20	46:26 (20)	139:37 (19)	186:03
	614	Miia Roller	SYO 	W20	31:35 (10)	-	-
	643	Amy Lee-Jones	BOK 	W20	51:31 (21)	-	-

JK 2024 - Day 3 - Long

29-31 March 2024

OVERALL RESULTS

W20L



Pos	No.	Name	Club	Age Class	E2 Pos	E3 Pos	Time
1st	1351	Elodie Claus	MV	 W20	68:54 (2)	118:02 (3)	186:56
	1195	Ailani Braine	QO	 W20	<u>50:51 (1)</u>	m9-12	-
	2020	Phoebe King	RNRMOC	 W20	-	<u>62:27 (1)</u>	-
	643	Amy Lee-Jones	BOK	 W20	-	86:25 (2)	-

JK 2024 - Day 3 - Long

29-31 March 2024

OVERALL RESULTS

W20S

Pos No.	Name	Club	Age Class	E2 Pos	E3 Pos	Time
3091	Rachel Shaw	STUOC 	W20	<u>44:05</u> (1)	m6	-
1046	Milly Askham	SMOC 	W20	50:35 (2)	w7	-

JK 2024 - Day 3 - Long

29-31 March 2024

OVERALL RESULTS

W21L

Pos	No.	Name	Club	Age Class	E2 Pos	E3 Pos	Time
1st	2705	Isla Simmons	HOC	W21	33:55 (1)	118:36 (2)	152:31
2nd	3021	Alice Wilson	EUOC	W21	37:31 (2)	115:57 (1)	153:28
3rd	2450	Yana Petrovska	SYO	W21	38:50 (3)	123:10 (4)	162:00
4th	1892	Lizzie Horsler	STUOC	W21	42:11 (4)	121:28 (3)	163:39
5th	2413	Laura Parkes	HH	W21	43:05 (6)	133:36 (5)	176:41
6th	1870	Joy Hodkinson	INT	W21	43:53 (7)	134:00 (6)	177:53
7th	1543	Sarah Duckworth	DVO	W21	43:02 (5)	135:12 (7)	178:14
8th	2934	Emma Vincent	DVO	W21	47:16 (9)	148:05 (10)	195:21
9th	1722	Sophie Gordon	GO	W21	48:46 (10)	154:38 (11)	203:24
10th	2157	Bronwen Mansel	SUFFOC	W21	58:54 (17)	170:34 (12)	229:28
11th	2087	Ka Man Leung	HOC	W21	71:33 (20)	237:34 (14)	309:07
	260	Anna Drinkwater	ERYRI	W21	-	171:01 (13)	-
	249	Eleanor Ellis	PFO	W21	-	143:44 (9)	-
	2936	Sophie Vincent	DVO	W21	-	142:35 (8)	-
	1539	Gabrielle Du Toit	BOF	W21	70:23 (19)	m15-18	-
	1637	Katherine Finch	LOK	W21	-	m9-19	-
	237	Saskia Warren	NN	W21	-	w16	-
	2441	Meabh Perkins	BOC	W21	49:16 (11)	m12-17	-
	2935	Samantha Vincent	DVO	W21	57:57 (16)	m8-18	-
	1443	Megan Cumming	STUOC	W21	47:02 (8)	-	-
	2776	Millie Stagg	BOK	W21	52:06 (12)	-	-
	1923	Amy Hulley	SO	W21	52:55 (13)	-	-
	1965	Peta Jarvis	LEI	W21	53:22 (14)	-	-
	1060	Holly Avis	BOF	W21	56:48 (15)	-	-
	2057	Hannah Large	BOK	W21	63:05 (18)	-	-
	1484	Jemma Davie	DEVON	W21	78:34 (21)	-	-

JK 2024 - Day 3 - Long

29-31 March 2024

OVERALL RESULTS

W21S

Pos	No.	Name	Club	Age Class	E2 Pos	E3 Pos	Time
1st	3156	Bethany Kippin	TVOC	W21	<u>35:26</u> (1)	<u>64:17</u> (1)	99:43
2nd	1099	Olivia Baxter	LVO	W21	40:32 (2)	72:18 (2)	112:50
3rd	2699	Jasmine Silk	SWOC	W21	44:31 (3)	80:01 (6)	124:32
4th	1995	Sara Josefsson	STAG	W21	49:04 (5)	83:18 (8)	132:22
5th	3057	Livia Wright	CLOK	W21	53:28 (10)	81:23 (7)	134:51
6th	1298	Caitlin Chafer	LEI	W21	52:53 (9)	86:58 (10)	139:51
7th	2025	Elena Kippin	TVOC	W21	49:13 (6)	91:44 (15)	140:57
8th	2222	Shona McGillicuddy	ESOC	W21	52:45 (8)	91:15 (13)	144:00
9th	1917	Holly Hughes	WCH	W21	56:44 (11)	88:40 (11)	145:24
10th	2229	Kirsty McIntyre	OK Tyr	W21	58:34 (12)	96:50 (17)	155:24
11th	1850	Ana Hernandez Rodriguez	CUOC	W21	66:05 (13)	91:36 (14)	157:41
12th	2153	Deborah Manning	SWOC	W21	68:46 (16)	93:08 (16)	161:54
13th	2681	Jessica Selby	DVO	W21	66:08 (14)	101:10 (20)	167:18
14th	1586	Evelyn Elmes	DEE	W21	69:45 (17)	98:44 (19)	168:29
15th	1001	Freyja Abbott	STAG	W21	73:01 (20)	97:08 (18)	170:09
16th	1222	Hannah Brown	SARUM	W21	66:42 (15)	106:39 (21)	173:21
17th	1352	Natasha Claus	NOC	W21	70:58 (19)	143:02 (24)	214:00
	2362	Eileen O'Donovan	BOC	W21	m3 m11-12	128:33 (23)	-
	1443	Megan Cumming	STUOC	W21	-	73:22 (3)	-
	242	Rachel Potter	BOK	W21	-	79:39 (4)	-
	1923	Amy Hulley	SO	W21	-	79:54 (5)	-
	259	Holly Curtis	SO	W21	-	84:11 (9)	-
	1060	Holly Avis	BOF	W21	-	90:52 (12)	-
	1484	Jemma Davie	DEVON	W21	-	113:43 (22)	-
	1132	Catherine Beresford	SYO	W21	48:32 (4)	-	-
	1655	Chloe Fowler	HAVOC	W21	51:27 (7)	-	-
	1646	Marie-Anne Fischer	Luxembourg OC	W60	69:52 (18)	-	-
	2497	Daniela Pretelt Harries	SLOW	W21	82:17 (21)	-	-
	2733	Claudia Smith	NOC	W21	96:06 (22)	-	-

JK 2024 - Day 3 - Long

29-31 March 2024

OVERALL RESULTS

W21V

Pos	No.	Name	Club	Age Class	E2 Pos	E3 Pos	Time
1st	1016	Aina Albajar Sigalés	COC 	W21	<u>37:50</u> (1)	53:49 (2)	91:39
	1655	Chloe Fowler	HAVOC 	W21	-	<u>48:33</u> (1)	-

JK 2024 - Day 3 - Long

29-31 March 2024

OVERALL RESULTS

W35L



Pos	No.	Name	Club	Age Class	E2 Pos	E3 Pos	Time
1st	2794	Kirsten Strain	AROS	W35	<u>35:57</u> (1)	75:37 (3)	111:34
2nd	2597	Kitty Robinson	SBOC	W35	45:39 (5)	<u>67:15</u> (1)	112:54
3rd	1465	Clare Dallimore	SWOC	W35	42:26 (2)	73:28 (2)	115:54
4th	2081	Eloise Lee	HOC	W35	47:38 (6)	77:58 (4)	125:36
5th	2152	Cerys Manning	MDOC	W35	43:19 (3)	89:54 (6)	133:13
6th	1430	Anya Crocker	SOC	W35	53:44 (7)	88:42 (5)	142:26
7th	2696	Tamla Short	WCH	W35	59:55 (9)	98:47 (7)	158:42
8th	1042	Megan Ashton	RNRMOC	W35	65:21 (10)	116:51 (9)	182:12
9th	2034	Sarah Knight	LVO	W35	68:26 (11)	116:06 (8)	184:32
10th	2339	Emily Norris	BOF	W35	70:33 (12)	145:07 (11)	215:40
11th	2364	Marie O'Donovan	BOC	W35	107:48 (15)	165:08 (12)	272:56
	2159	Emma Mansfield	BAOC	W35	58:49 (8)	w12	-
	3058	Nadine Wright	BL	W35	84:13 (13)	m2-10 m15	-
	2178	Emma Mason	MDOC	W35	-	141:48 (10)	-
	2612	Rebecca Rooke	LOC	W35	45:14 (4)	-	-
	2841	Jennamari Terava	DVO	W35	87:39 (14)	-	-
	2840	Amy Terava	DVO	W35	m12	-	-

JK 2024 - Day 3 - Long

29-31 March 2024

OVERALL RESULTS

W35S

Pos No.	Name	Club	Age Class	E2 Pos	E3 Pos	Time
1st	2062 Becki Law	ERYRI 	W35	<u>45:09</u> (1)	104:09 (2)	149:18
	1228 Susan Brown	HH 	W35	rtd	<u>87:06</u> (1)	-

JK 2024 - Day 3 - Long

29-31 March 2024

OVERALL RESULTS

W40L

Pos	No.	Name	Club	Age Class	E2 Pos	E3 Pos	Time
1st	1844	Heather Heppenstall	LOC	W40	36:42 (2)	<u>73:38</u> (1)	110:20
2nd	2524	Becky Rafferty	HH	W40	<u>36:25</u> (1)	75:13 (4)	111:38
3rd	1729	Laura Goy	SYO	W40	38:10 (4)	74:58 (3)	113:08
4th	2614	Heather Rooome	SROC	W40	42:28 (6)	73:56 (2)	116:24
5th	2890	Lucie Todhunter	SROC	W40	42:20 (5)	76:41 (6)	119:01
6th	1055	Sarah Atkinson	LOC	W40	44:56 (9)	76:07 (5)	121:03
7th	1531	Liz Drewe	CLARO	W40	43:46 (7)	82:18 (10)	126:04
8th	2283	Sunniva Morgan	Malvik IL	W40	45:02 (10)	81:33 (8)	126:35
9th	2668	Sarah Scarbrough	MV	W40	44:01 (8)	83:33 (11)	127:34
10th	1087	Sarah-Jane Barrable	SLOW	W40	47:20 (12)	80:43 (7)	128:03
11th	1070	Clare Baker	NN	W40	49:31 (14)	82:00 (9)	131:31
12th	2298	Anne Murgatroyd	AIRE	W40	47:36 (13)	85:11 (12)	132:47
13th	2286	Rebecca Morris	BASOC	W40	46:43 (11)	86:59 (13)	133:42
14th	1448	Christine Currie	SOC	W45	49:35 (15)	94:24 (16)	143:59
15th	2236	Lindsay McMillan	EPOC	W40	54:21 (16)	91:07 (14)	145:28
16th	1135	Isabel Berry	BL	W40	56:22 (17)	92:08 (15)	148:30
17th	2046	Kerina Lake	SBOC	W45	58:58 (20)	94:50 (17)	153:48
18th	3018	Jennifer Williamson	ERYRI	W40	56:55 (18)	99:03 (18)	155:58
19th	2468	Rachel Platt	LOC	W40	60:16 (21)	113:06 (19)	173:22
20th	2732	Christine Smith	SLOW	W40	58:26 (19)	117:13 (21)	175:39
21st	1142	Helen Bickle	WAOB	W40	68:59 (25)	113:20 (20)	182:19
22nd	1927	Yvonne Hung	MDOC	W40	66:52 (23)	122:40 (23)	189:32
23rd	2212	Vicky McCreddie	WIM	W40	68:10 (24)	121:31 (22)	189:41
24th	1830	Liz Heaton	LOC	W40	72:06 (26)	124:41 (26)	196:47
25th	1572	Nicola Elder	TVOC	W40	75:26 (29)	124:01 (25)	199:27
26th	2331	Kasia Nichols	SO	W40	87:46 (33)	123:22 (24)	211:08
27th	2338	Calah Norris	HOC	W45	72:17 (27)	148:21 (28)	220:38
28th	2437	Amy Peltor		W40	87:28 (32)	136:25 (27)	223:53
	1362	Sarah Clough	DEVON	W40	74:55 (28)	m15	-
	2642	Rachael Rothman	SYO	W40	37:38 (3)	-	-
	2194	Pauline May	PFO	W40	61:37 (22)	-	-
	2343	Jennifer Nowicki	WRE	W40	78:51 (30)	-	-
	2094	Katie Lewis	WRE	W40	79:46 (31)	-	-
	2257	Fiona Millington	MDOC	W40	114:24 (34)	-	-

JK 2024 - Day 3 - Long

29-31 March 2024

OVERALL RESULTS

W40S

Pos	No.	Name	Club	Age Class	E2 Pos	E3 Pos	Time
1st	2480	Emily Powell	DVO	W40	35:22 (1)	68:10 (1)	103:32
2nd	1364	Emma Cochrane	HH	W40	38:27 (2)	85:19 (4)	123:46
3rd	1347	Laura Clarke	BAOC	W40	41:37 (3)	98:24 (5)	140:01
4th	1578	Sarah Elliott	SYO	W40	60:13 (6)	105:56 (6)	166:09
5th	2778	Claire Stamp	WCH	W40	65:05 (7)	117:08 (7)	182:13
	2194	Pauline May	PFO	W40	-	70:27 (2)	-
	2094	Katie Lewis	WRE	W40	-	79:19 (3)	-
	2053	Ruth Landrigan	BOK	W40	49:37 (4)	-	-
	2369	Elaine O'Hara-Styles	SYO	W40	56:34 (5)	-	-
	1027	Lucy Allard	HH	W40	76:36 (8)	-	-

JK 2024 - Day 3 - Long

29-31 March 2024

OVERALL RESULTS

W45L



















Pos	No.	Name	Club	Age Class	E2 Pos	E3 Pos	Time
1st	2608	Sarah Rollins	SN	W45	29:26 (1)	61:08 (1)	90:34
2nd	2169	Anna Mårzell	Stora Tuna OK	W45	31:15 (3)	62:42 (2)	93:57
3rd	2949	Claire Ward	INT	W45	31:12 (2)	65:55 (4)	97:07
4th	1098	Kim Baxter	SYO	W45	35:53 (7)	63:36 (3)	99:29
5th	1944	Janine Inman	FVO	W45	32:51 (5)	68:35 (5)	101:26
6th	1238	Jo Buckley	AIRE	W45	34:43 (6)	70:48 (6)	105:31
7th	3023	Catherine Wilson	PFO	W45	36:20 (8)	73:23 (7)	109:43
8th	2798	Anne Straube	OD	W45	37:16 (9)	77:50 (8)	115:06
9th	2365	Toni O'Donovan	LEI	W45	41:17 (15)	77:56 (9)	119:13
10th	2166	Helen Marsden	HH	W45	40:35 (14)	79:10 (10)	119:45
11th	2277	Carys Morgan	SLOW	W45	38:50 (12)	84:43 (11)	123:33
12th	2383	Moire O'Sullivan	LVO	W45	38:11 (10)	85:56 (14)	124:07
13th	2146	Janette Macleod	BASOC	W45	40:18 (13)	84:48 (12)	125:06
14th	1613	Christine Farr	SWOC	W45	46:26 (22)	85:34 (13)	132:00
15th	2270	Trish Monks	BKO	W45	48:49 (24)	89:25 (15)	138:14
16th	2552	Louise Reynolds	SYO	W45	45:31 (20)	96:17 (17)	141:48
17th	1331	Helen Chiswell	DVO	W45	46:17 (21)	99:20 (19)	145:37
18th	2147	Therese Macquart	GEN	W45	46:26 (22)	100:48 (20)	147:14
19th	1949	Bethan Irwin	SBOC	W45	56:30 (32)	95:18 (16)	151:48
20th	1961	Emma Jarrett	WAOC	W45	54:26 (28)	98:16 (18)	152:42
21st	2378	Eleanor Osborne	LOC	W45	49:13 (25)	104:01 (21)	153:14
22nd	1854	Alison High	SO	W45	45:12 (19)	115:14 (26)	160:26
23rd	2290	Stephanie Moss	SLOW	W45	58:10 (33)	107:41 (22)	165:51
24th	3050	Hannah Woods	SYO	W45	55:17 (29)	112:09 (25)	167:26
25th	2239	Elanor McNamara	AYROC	W45	51:22 (27)	120:12 (27)	171:34
26th	1053	Jennifer Atkinson	ELO	W45	70:15 (40)	110:37 (23)	180:52
27th	1011	Alexandra Agombar	NGOC	W45	67:47 (38)	127:49 (28)	195:36
28th	1840	Sally Heppell	WCOC	W45	68:06 (39)	131:58 (29)	200:04
29th	1488	Andrea Davison	ELO	W45	90:04 (44)	111:22 (24)	201:26
30th	1508	Sharon Dickenson	LVO	W45	62:07 (34)	166:28 (31)	228:35
31st	1278	Helena Carey	FVO	W45	71:54 (41)	156:50 (30)	228:44
32nd	2484	Johanna Powell	WAOC	W45	62:37 (37)	171:11 (33)	233:48
33rd	2246	Joanna Mee	SMOC	W45	82:43 (42)	169:27 (32)	252:10
34th	1986	Julia Jones	ERYRI	W45	84:21 (43)	173:56 (34)	258:17
	1972	Jenny Johnson	SYO	W45	38:38 (11)	rtd	-
	2723	Catherine Slade	SAX	W45	62:07 (34)	m2-8 m10-11 m13-14	-
	2762	Jennie Soulsby	HH	W45	62:14 (36)	m13 m15	-
	1461	Fran Daley	ESOC	W45	42:12 (17)	m7-10	-
	2263	Sian Mitchell	HH	W45	41:55 (16)	rtd	-
	1037	Pippa Archer	LOC	W45	31:47 (4)	m7-10	-
	1184	Dagmar Borrowman	INVOC	W45	42:49 (18)	-	-
	1265	Sally Calland	DVO	W45	51:14 (26)	-	-
	2663	Claire Sawyer	SO	W45	56:09 (30)	-	-
	1858	Melanie Hilton	HH	W45	56:24 (31)	-	-
	2976	Kathryn Weaver	WRE	W45	105:50 (45)	-	-

JK 2024 - Day 3 - Long

29-31 March 2024

OVERALL RESULTS

W45S

Pos	No.	Name	Club	Age Class	E2 Pos	E3 Pos	Time
1st	2143	Maria MacKenzie	EBOR 	W45	35:57 (2)	68:49 (1)	104:46
2nd	1815	Jenny Hauxwell	LOC 	W45	37:08 (3)	81:34 (4)	118:42
3rd	2804	Katharine Swalwell	DVO 	W45	43:55 (4)	87:47 (8)	131:42
4th	1145	Hanna Biernacka	WAOC 	W45	46:47 (6)	86:38 (6)	133:25
5th	2385	Elizabeth Owen	FVO 	W45	49:13 (8)	87:00 (7)	136:13
6th	2032	Kate Kitchin	INT 	W45	53:17 (10)	83:44 (5)	137:01
7th	1753	Susan Guy	SYO 	W45	49:24 (9)	88:57 (9)	138:21
8th	2656	Kim Sanderson	NATO 	W45	45:20 (5)	97:37 (10)	142:57
9th	1385	Hannah Cooper	BOF 	W45	48:27 (7)	105:56 (11)	154:23
10th	2210	Rebecca McCreadie	DEE 	W45	54:15 (11)	119:57 (12)	174:12
11th	2532	Karen Ransley	SAX 	W45	64:06 (12)	127:49 (13)	191:55
12th	1170	Corrie Blackmore	HOC 	W45	77:47 (15)	143:41 (14)	221:28
	2716	Rebecca Simpson	CLOK 	W45	30:50 (1)	m6-10	-
	1265	Sally Calland	DVO 	W45	-	70:53 (2)	-
	1858	Melanie Hilton	HH 	W45	-	81:02 (3)	-
	1031	Julia Allinson	WRE 	W45	69:05 (13)	-	-
	1691	Sue Garside	WCH 	W45	71:39 (14)	-	-
	2493	Louise Preston	SYO 	W45	rtd	-	-

JK 2024 - Day 3 - Long

29-31 March 2024

OVERALL RESULTS

W50L

Pos	No.	Name	Club	Age Class	E2 Pos	E3 Pos	Time
1st	2760	Juliette Soulard	OD	W50	34:30 (2)	<u>66:02</u> (1)	100:32
2nd	1789	Helen Hargreaves	WCOC	W50	<u>32:55</u> (1)	69:16 (2)	102:11
3rd	1800	Emma Harrison	EPOC	W50	36:44 (4)	74:33 (3)	111:17
4th	1901	Alison Howe	SAX	W50	38:46 (7)	77:56 (4)	116:42
5th	1804	Heather Hartman	INT	W50	38:51 (8)	80:46 (6)	119:37
6th	2377	Beccy Osborn	FVO	W50	40:26 (13)	79:36 (5)	120:02
7th	2629	Charlotte Ross	SN	W50	37:42 (6)	82:27 (7)	120:09
8th	1423	Amanda Crawshaw	SYO	W50	40:22 (12)	82:47 (8)	123:09
9th	2066	Vanessa Lawson	NGOC	W50	36:52 (5)	87:28 (11)	124:20
10th	1311	Anna Chapman	SO	W50	46:52 (22)	84:40 (9)	131:32
11th	2125	Carol Lovegrove	SN	W50	45:50 (20)	86:27 (10)	132:17
12th	1377	Natasha Conway	FVO	W50	41:14 (14)	91:11 (13)	132:25
13th	2302	Caroline Murray	KerryO	W50	42:53 (17)	91:59 (14)	134:52
14th	2185	Jo Matthew	SROC	W50	42:43 (16)	93:22 (16)	136:05
15th	1006	Jenni Adams	Peninsula and Plains Orienteers	W50	42:19 (15)	94:07 (17)	136:26
16th	2234	Morag McLuckie	MOR	W50	39:41 (9)	97:33 (19)	137:14
17th	2030	Rachel Kirkland	FVO	W50	39:56 (10)	99:57 (22)	139:53
18th	2619	Lizzie Rose	ECKO	W50	51:13 (29)	89:26 (12)	140:39
19th	2144	Michelle Mackervoy	DVO	W50	48:36 (25)	92:13 (15)	140:49
20th	2907	Pauline Tryner	SYO	W50	47:44 (24)	97:12 (18)	144:56
21st	2606	Ann Roller	GO	W50	47:22 (23)	98:46 (21)	146:08
22nd	1899	Nicola Howard	MOR	W50	44:07 (19)	102:14 (24)	146:21
23rd	1564	Cat Edwardes	DEVON	W50	46:51 (21)	105:50 (28)	152:41
24th	1346	Katie Clarke	SN	W50	49:16 (28)	105:13 (27)	154:29
25th	1411	Deirdre Coyle	GEN	W50	54:47 (34)	101:35 (23)	156:22
26th	1045	Freya Askham	SMOC	W50	51:34 (30)	105:06 (26)	156:40
27th	2103	Jenny Lightfoot	SYO	W50	62:03 (39)	97:55 (20)	159:58
28th	2312	Yvonne Näslund	Skogslöparna	W50	49:02 (27)	116:51 (33)	165:53
29th	1212	Frances Britain	MOR	W50	61:05 (36)	109:16 (29)	170:21
30th	1477	Angela Darley	GO	W50	54:19 (33)	116:04 (32)	170:23
31st	2244	Rebecca Medlock	WSX	W50	53:04 (32)	118:09 (34)	171:13
32nd	1581	Helen Ellis	PFO	W50	68:33 (45)	103:02 (25)	171:35
33rd	1167	Tara Black	INVOC	W50	61:54 (38)	112:20 (30)	174:14
34th	1333	Vesela Chokoeva	SLOW	W50	43:45 (18)	133:30 (39)	177:15
35th	2916	Kate Turner	SO	W50	69:03 (47)	113:07 (31)	182:10
36th	1743	Barbara Griessner	SLOW	W50	65:48 (42)	119:45 (35)	185:33
37th	1865	Cinnamon Hodgson	SYO	W50	61:26 (37)	128:16 (37)	189:42
38th	2647	Martina Rowe	GEN	W50	70:28 (48)	124:50 (36)	195:18
39th	1236	Fiona Buckley	KerryO	W50	79:21 (51)	133:02 (38)	212:23
40th	1442	Fiona Crowther	EPOC	W50	81:08 (52)	145:25 (41)	226:33
41st	1771	Fiona Hancock		W55	93:39 (53)	136:23 (40)	230:02
42nd	1297	Vanessa Caudwell	SYO	W50	96:02 (54)	152:22 (42)	248:24
	2315	Hannah Nesbit	HH	W50	67:55 (44)	rtd	-
	1816	Natalie Hawkrigg	BL	W50	40:06 (11)	m3-15	-
	1357	Dawn Clifford	MV	W50	73:40 (49)	m3-13	-
	2802	Emese Svab	HH	W50	77:22 (50)	m5-13	-
	2077	Rachel Leathwood	BOK	W50	36:37 (3)	-	-
	2775	Jane Stagg	BOK	W50	48:45 (26)	-	-
	2771	Maria Spurling	WRE	W50	51:48 (31)	-	-
	2536	Norma Rea	LVO	W50	59:30 (35)	-	-
	2544	Helen Rennie	WCOC	W50	63:17 (40)	-	-
	2455	Emily Pieters	SYO	W50	64:16 (41)	-	-
	3041	Patricia Wong	NOC	W50	67:40 (43)	-	-
	2395	Allison Page	DFOK	W50	68:44 (46)	-	-
	2837	Tanya Taylor	LOG	W50	rtd	-	-

JK 2024 - Day 3 - Long

29-31 March 2024

OVERALL RESULTS

W50S

Pos	No.	Name	Club	Age Class	E2 Pos	E3 Pos	Time
1st	2043	Jacquie Laird	INVOG	W50	34:14 (2)	<u>72:24</u> (1)	106:38
2nd	2697	Katharine Shrine	SROC	W50	38:33 (3)	74:15 (2)	112:48
3rd	1441	Liz Cross	TVOC	W50	40:02 (5)	81:06 (4)	121:08
4th	1921	Sally Hughes	WCH	W50	44:41 (7)	79:26 (3)	124:07
5th	1911	Vanessa Howsam	SYO	W50	39:38 (4)	84:36 (7)	124:14
6th	2682	Fia Selmer	TAY	W50	43:48 (6)	81:36 (5)	125:24
7th	1416	Alex Crawford	WCOC	W50	45:51 (8)	83:59 (6)	129:50
8th	1091	Katharine Bartram	NOR	W50	47:27 (10)	93:31 (8)	140:58
9th	2961	Beatrice Waters	SO	W50	47:05 (9)	98:45 (11)	145:50
10th	2680	Claire Selby	DVO	W50	50:24 (12)	97:27 (9)	147:51
11th	2014	Kate Kilpatrick	FVO	W50	49:18 (11)	98:44 (10)	148:02
12th	1407	Alison Cowe	WAOC	W50	63:06 (15)	115:30 (14)	178:36
13th	2421	Andrea Pauling	SAX	W50	64:05 (16)	117:33 (15)	181:38
14th	1397	Elizabeth Cottier	ECKO	W50	65:55 (18)	119:02 (16)	184:57
15th	1675	Lisa Gale	DVO	W50	65:31 (17)	122:18 (17)	187:49
16th	2979	Petra Weingartner	OL Zimmerberg	W50	81:43 (20)	133:27 (18)	215:10
	1713	Esther Gooch	MAROC	W50	<u>34:10</u> (1)	m13	-
	2536	Norma Rea	LVO	W50	-	99:08 (12)	-
	2455	Emily Pieters	SYO	W50	-	105:02 (13)	-
	1291	Brid Casey	SEVO	W50	50:51 (13)	-	-
	1084	Morlich Barnett	POTOC	W50	52:25 (14)	-	-
	2370	Karen O'Hara-Styles MBE	SYO	W50	70:30 (19)	-	-
	1515	Sarah Dixon	HH	W50	103:33 (21)	-	-

JK 2024 - Day 3 - Long

29-31 March 2024

OVERALL RESULTS

W55L




Pos	No.	Name	Club	Age Class	E2 Pos	E3 Pos	Time
1st	1273	Sara Campbell	DEE	W55	36:34 (2)	<u>57:24 (1)</u>	93:58
2nd	1959	Lisa James	SOC	W55	41:17 (8)	62:52 (2)	104:09
3rd	2621	Susannah Rose	ECKO	W55	39:26 (5)	66:21 (3)	105:47
4th	1963	Julia Jarvis	SO	W55	37:33 (4)	68:53 (5)	106:26
5th	3001	Lucy Wiegand	SYO	W55	39:34 (6)	67:20 (4)	106:54
6th	2725	Melanie Slade	SN	W55	41:37 (9)	69:18 (6)	110:55
7th	1028	Woo Allen	SN	W55	40:39 (7)	70:35 (9)	111:14
8th	1768	Kate Hampshire	NN	W55	44:05 (12)	72:02 (10)	116:07
9th	1600	Ianka Petrova Evans	POTOC	W55	46:20 (15)	70:28 (8)	116:48
10th	1418	Karen Crawford	BOK	W55	42:42 (11)	75:03 (13)	117:45
11th	2009	Clare Kemsley	BASOC	W55	49:18 (25)	69:43 (7)	119:01
12th	2783	Josie Stansfield	FVO	W55	46:37 (17)	74:36 (11)	121:13
13th	1527	Bronwen Doyle	SYO	W55	44:21 (13)	77:05 (15)	121:26
14th	1664	Karen French	WIM	W55	45:42 (14)	77:15 (17)	122:57
15th	1196	Sheila Braine	QO	W55	50:21 (31)	74:41 (12)	125:02
16th	1104	Sarah Bayliss	WRE	W55	48:10 (22)	77:13 (16)	125:23
17th	1953	Diane Jacks	WRE	W55	50:11 (30)	76:44 (14)	126:55
18th	2261	Kerstin Mitchell	HOC	W55	47:06 (20)	80:13 (18)	127:19
19th	2944	Louise Walker	SUFFOC	W55	47:05 (19)	82:39 (22)	129:44
20th	1628	Julie Ferris-Worth	BL	W55	49:51 (28)	81:54 (20)	131:45
21st	2784	Robyn Stanyon	SYO	W55	49:45 (27)	82:14 (21)	131:59
22nd	1198	Caroline Brammer	DEE	W55	48:59 (24)	83:34 (23)	132:33
23rd	1919	Judith Hughes	WCH	W55	51:53 (35)	81:39 (19)	133:32
24th	2252	Lisa Methven	BKO	W55	49:30 (26)	84:46 (24)	134:16
25th	2863	Karen Thompson	HOC	W55	50:24 (32)	86:00 (27)	136:24
26th	2895	Louise Tonge	BOK	W55	51:37 (34)	84:56 (25)	136:33
27th	2317	Katja Neumann	MAROC	W55	46:21 (16)	90:57 (32)	137:18
28th	2305	Deb Murrell	SROC	W55	48:01 (21)	91:12 (34)	139:13
29th	1482	Camilla Darwin	WAOC	W55	48:14 (23)	91:50 (35)	140:04
30th	3029	Rachel Wilson	CLYDE	W55	55:29 (38)	85:14 (26)	140:43
31st	2548	Alison Reynolds	DEVON	W55	58:57 (42)	86:47 (29)	145:44
32nd	2200	Jane McCann	MDOC	W55	55:32 (39)	92:14 (36)	147:46
33rd	1540	Ann-Marie Duckworth	DVO	W55	61:45 (44)	86:15 (28)	148:00
34th	1190	Sharon Bowes	CLARO	W55	59:44 (43)	88:36 (30)	148:20
35th	1634	Dawn Figg	PFO	W55	54:30 (36)	94:50 (38)	149:20
36th	2486	Rachel Powell	LOC	W55	62:44 (46)	91:10 (33)	153:54
37th	1270	Elizabeth Campbell	MOR	W55	66:44 (54)	88:43 (31)	155:27
38th	1757	Helen Hague	WAOC	W55	62:19 (45)	94:15 (37)	156:34
39th	2225	Janette McHendry	WCOC	W55	58:47 (41)	98:09 (39)	156:56
40th	2570	Carolyn Rigby	CLOK	W55	63:27 (48)	100:36 (40)	164:03
41st	1602	Joanna Evans	QO	W55	57:21 (40)	110:46 (43)	168:07
42nd	2546	Lorraine Reuber	SYO	W55	63:31 (49)	104:51 (41)	168:22
43rd	2109	Clare Lines	SO	W55	66:16 (53)	105:35 (42)	171:51
44th	2785	Rach Stavert	LOC	W55	63:12 (47)	146:53 (45)	210:05
45th	1797	Ruth Harris	DEE	W55	93:39 (61)	122:35 (44)	216:14
	2905	Nicola Trotman	HH	W55	64:26 (50)	m13	-
	2271	Emma Moody	WCOC	W55	69:19 (56)	m13	-
	1784	Alison Hardy	LEI	W55	46:50 (18)	rtd	-
	1089	Sue Barrie	MAROC	W55	51:25 (33)	m8	-
	2431	Jenny Peel	SYO	W55	<u>34:51 (1)</u>	-	-
	1303	Sal Chaffey	DVO	W55	37:21 (3)	-	-
	2012	Ruth Ker	CLARO	W55	42:08 (10)	-	-
	1138	Sue Bett	SN	W55	49:56 (29)	-	-
	2405	Jemima Parker	CLARO	W55	54:45 (37)	-	-
	1435	Julia Crook	AIRE	W55	65:12 (51)	-	-
	2698	Annemieke Silk	SWOC	W55	65:54 (52)	-	-
	1538	Colette Du Toit	NGOC	W60	68:53 (55)	-	-
	2067	Vivianne Lawson	OD	W55	77:44 (57)	-	-
	1774	Clare Hanna	LOG	W55	84:54 (58)	-	-

JK 2024 - Day 3 - Long

29-31 March 2024

OVERALL RESULTS

W55L

Pos	No.	Name	Club	Age Class	E2 Pos	E3 Pos	Time
	2184	Sandra Mather	SMOC	 W55	91:53 (59)	-	-
	1044	Karen Ashworth	SO	 W55	91:55 (60)	-	-
	2920	Sandy Turner	LOC	 W55	98:34 (62)	-	-

JK 2024 - Day 3 - Long

29-31 March 2024

OVERALL RESULTS

W55S

Pos	No.	Name	Club	Age Class	E2 Pos	E3 Pos	Time
1st	1704	Dawn Goddard	FVO	W55	37:54 (1)	53:32 (1)	91:26
2nd	1987	Margaret Jones	NGOC	W55	38:12 (2)	56:04 (2)	94:16
3rd	2832	Judith Taylor	NGOC	W55	41:10 (4)	60:27 (6)	101:37
4th	1122	Judith Bell	ESOC	W55	40:27 (3)	62:42 (7)	103:09
5th	1414	Tracy Craig	WCH	W55	42:11 (5)	63:27 (8)	105:38
6th	1395	Natsuko Cotter	KerryO	W55	47:11 (7)	58:53 (4)	106:04
7th	2950	Lesley Ward	SYO	W55	43:01 (6)	73:02 (12)	116:03
8th	1131	Juliet Bentley	SROC	W55	50:01 (11)	68:58 (9)	118:59
9th	3067	Alison Yeates	WCH	W55	49:16 (9)	70:18 (10)	119:34
10th	1552	Lorna Eades	INT	W55	50:45 (12)	71:01 (11)	121:46
11th	2129	Julia Lowe	WCH	W55	63:42 (13)	78:35 (16)	142:17
12th	1116	Karen Bedwell	DVO	W55	72:21 (16)	99:27 (18)	171:48
13th	2093	Karen Lewis	QO	W55	68:55 (15)	113:35 (19)	182:30
14th	2287	Cathleen Morrison	Ajax	W55	73:54 (18)	117:41 (20)	191:35
	2989	Deborah Whelan	CNOC	W55	47:26 (8)	m7	-
	2018	Lesley King	GO	W55	-	76:25 (15)	-
	1276	Jane Carcas	INT	W55	m3-4 w7 w10	58:14 (3)	-
	1390	Alison Corbett	POTOC	W55	-	60:07 (5)	-
	3115	Jane Yates	BL	W55	-	74:18 (13)	-
	2067	Vivianne Lawson	OD	W55	-	74:41 (14)	-
	1044	Karen Ashworth	SO	W55	-	95:26 (17)	-
	2801	Carol Stynes-Martin	LEI	W55	49:39 (10)	-	-
	1672	Paula Furnival	POTOC	W55	66:37 (14)	-	-
	1379	Karen Cook	HALO	W55	73:48 (17)	-	-
	1727	Jenny Gostick	HH	W55	m1-5	-	-

JK 2024 - Day 3 - Long

29-31 March 2024

OVERALL RESULTS

W60L



















Pos	No.	Name	Club		Age Class	E2 Pos	E3 Pos	Time
1st	2406	Karen Parker	BL		W60	33:40 (2)	<u>55:53</u> (1)	89:33
2nd	2278	Jane Morgan	LOC		W60	33:51 (3)	64:01 (4)	97:52
3rd	1113	Alice Bedwell	BOK		W60	<u>32:35</u> (1)	66:23 (7)	98:58
4th	1447	Alison Cunningham	FVO		W60	42:34 (14)	58:02 (2)	100:36
5th	1495	Hazel Dean	FVO		W60	37:18 (5)	65:11 (5)	102:29
6th	2871	Vicky Thornton	FVO		W60	40:36 (8)	63:11 (3)	103:47
7th	1914	Ginny Hudson	NGOC		W60	36:21 (4)	70:14 (8)	106:35
8th	1251	Jackie Butt	SARUM		W60	41:40 (12)	65:27 (6)	107:07
9th	1778	Alison Harding	ESOC		W60	39:05 (6)	73:59 (11)	113:04
10th	1619	Heather Fellbaum	FVO		W60	44:26 (21)	70:45 (9)	115:11
11th	1354	Jo Cleary	LOC		W60	41:36 (10)	73:55 (10)	115:31
12th	2575	Amanda Roberts	LOG		W60	40:01 (7)	76:41 (12)	116:42
13th	1005	Janet Adams	SYO		W60	41:39 (11)	77:24 (14)	119:03
14th	2670	Jackie Scarf	EPOC		W60	42:20 (13)	76:48 (13)	119:08
15th	2718	Avvai Singam	OKTor		W60	40:47 (9)	80:53 (16)	121:40
16th	1956	Liz Jackson	DEE		W60	42:49 (16)	84:01 (18)	126:50
17th	2358	Mary O'Connell	3ROC		W60	43:40 (18)	86:38 (19)	130:18
18th	2452	Liz Phillips	OD		W60	44:23 (20)	87:00 (20)	131:23
19th	2171	Joyce Marshall	AIRE		W60	50:29 (32)	81:30 (17)	131:59
20th	3043	Heather Wood	GEN		W60	45:29 (22)	88:00 (21)	133:29
21st	1259	Sue Buxton	TVOC		W60	53:22 (37)	80:27 (15)	133:49
22nd	2019	Lindsey King	AIRE		W60	47:30 (24)	88:19 (22)	135:49
23rd	1781	Suzanne Harding	NGOC		W60	44:16 (19)	93:04 (24)	137:20
24th	2829	Jo Taylor	SROC		W60	49:01 (29)	89:46 (23)	138:47
25th	1079	Elizabeth Bales	POTOC		W60	48:37 (27)	94:57 (26)	143:34
26th	2502	Carol Prosser	BAOC		W60	48:56 (28)	97:05 (28)	146:01
27th	1425	Sarah Cray	BAOC		W60	54:34 (41)	93:49 (25)	148:23
28th	2419	Lucy Paton	SN		W60	50:43 (33)	99:03 (29)	149:46
29th	2515	Karen Quickfall	SROC		W60	47:51 (25)	103:49 (37)	151:40
30th	2141	Caroline Mackenzie	CLOK		W60	51:50 (35)	100:29 (31)	152:19
31st	2730	Alison Smith	TVOC		W60	52:21 (36)	101:49 (34)	154:10
32nd	1801	Nicola Hart	DVO		W60	54:05 (40)	101:25 (33)	155:30
33rd	1428	Susan Crickmore	SO		W60	54:56 (43)	100:40 (32)	155:36
34th	1623	Cecilia Fenerty	MDOC		W60	48:27 (26)	109:10 (44)	157:37
35th	2688	Helen Sharp	TVOC		W60	53:48 (39)	105:26 (39)	159:14
36th	1592	Jill Emmerson	OD		W60	64:37 (54)	95:51 (27)	160:28
37th	1313	Carole Chapman	LOG		W60	53:42 (38)	107:49 (40)	161:31
38th	1040	Helen Ashenden	SN		W60	50:27 (31)	112:17 (49)	162:44
39th	2957	Debby Warren	NN		W60	46:00 (23)	116:51 (52)	162:51
40th	3008	Sally Wilkinson	SUFFOC		W60	59:06 (47)	104:01 (38)	163:07
41st	1444	Ann Cummings	WCOC		W65	60:00 (49)	103:46 (36)	163:46
42nd	1601	Janet Evans	WCOC		W60	54:52 (42)	110:05 (45)	164:57
43rd	2170	Penny Marsh	SO		W60	57:29 (45)	109:07 (42)	166:36
44th	2442	Nora Perkins	BOC		W60	57:07 (44)	111:54 (48)	169:01
45th	2318	Adele Newall	WCOC		W60	60:10 (50)	110:38 (46)	170:48
46th	1720	Deborah Goodwin	WCOC		W60	57:57 (46)	115:09 (51)	173:06
47th	2651	Sue Russell	DVO		W60	61:04 (51)	113:42 (50)	174:46
48th	2473	Caroline Potter	BOK		W60	71:43 (59)	103:42 (35)	175:25
49th	2729	Helen Smethurst	PFO		W60	66:22 (56)	109:08 (43)	175:30
50th	2926	Leianne Upton	MV		W60	65:05 (55)	110:42 (47)	175:47
51st	2334	Helen Nisbet	SMOC		W60	62:40 (52)	121:39 (54)	184:19
52nd	1361	Fiona Clough	BKO		W60	63:28 (53)	129:23 (58)	192:51
53rd	2428	Helen Pedley	EPOC		W60	80:54 (65)	120:50 (53)	201:44
54th	2180	Nicky Masson	MV		W60	76:36 (62)	127:00 (57)	203:36
55th	1873	Viv Hodson	HH		W60	69:22 (57)	139:52 (60)	209:14
56th	3114	Angela Dixon	TAY		W60	75:57 (61)	134:05 (59)	210:02
57th	2817	Gwen Tanner	BOK		W60	70:12 (58)	145:33 (61)	215:45
58th	1459	Jacky Dakin	SYO		W60	82:16 (67)	151:05 (62)	233:21
59th	1630	Vicky Fieldhouse	QO		W60	99:08 (71)	176:24 (63)	275:32

JK 2024 - Day 3 - Long

29-31 March 2024

OVERALL RESULTS

W60L























Pos	No.	Name	Club	Age Class	E2 Pos	E3 Pos	Time
	2464	Katherine Pike	WIM	 W60	-	m1 m11	-
	1849	Eliza Hermann	HH	 W60	-	124:24 (55)	-
	1646	Marie-Anne Fischer	Luxembourg OC	 W60	-	124:54 (56)	-
	1507	Carolyn Dent	BOK	 W60	-	109:02 (41)	-
	1538	Colette Du Toit	NGOC	 W60	-	100:03 (30)	-
	2722	Susan Skinner	WCOC	 W60	42:48 (15)	-	-
	1702	Sally Gilliver	MDOC	 W60	43:13 (17)	-	-
	1813	Maggie Hateley	DEE	 W60	49:06 (30)	-	-
	2333	Diana Nicoll	BOK	 W60	51:00 (34)	-	-
	1288	Eunice Carter	SBOC	 W60	59:33 (48)	-	-
	1249	Claire Bushnell	WCH	 W60	74:05 (60)	-	-
	2410	Sue Parker	BKO	 W60	78:10 (63)	-	-
	3042	Vickie Wong	HKOC	 W60	79:25 (64)	-	-
	2581	Rhian Roberts	ERYRI	 W60	81:30 (66)	-	-
	3020	Ursula Williamson	LEI	 W60	91:45 (68)	-	-
	1996	Aine Joyce	GEN	 W60	92:41 (69)	-	-
	1208	Edith Bridcut	GEN	 W60	98:32 (70)	-	-
	1057	Wing See Au		 W60	107:38 (72)	-	-

JK 2024 - Day 3 - Long

29-31 March 2024

OVERALL RESULTS

W60S

Pos	No.	Name	Club	Age Class	E2 Pos	E3 Pos	Time
1st	2292	Cornelia Mueller	OLV Zug 	W60	<u>26:30</u> (1)	<u>37:35</u> (1)	64:05
2nd	2064	Nancy Lawson	BOK 	W60	45:58 (6)	65:41 (3)	111:39
3rd	1319	Debbie Charlton	SMOC 	W60	38:27 (2)	74:11 (8)	112:38
4th	2080	Cath Lee	LOC 	W60	42:03 (3)	71:17 (6)	113:20
5th	3111	Helen Barker	FVO 	W60	45:10 (5)	70:56 (5)	116:06
6th	1694	Jennifer Gebka	HAVOC 	W60	51:02 (7)	72:39 (7)	123:41
7th	1888	Elspeth Hooton	EBOR 	W60	65:58 (11)	74:19 (9)	140:17
8th	2342	Charlotte Norwood	GEN 	W60	61:26 (10)	80:09 (12)	141:35
9th	1033	Susanne Andersen	BOK 	W60	54:19 (8)	91:43 (15)	146:02
10th	2986	Judith Wetherill	WAOB 	W60	74:47 (14)	77:40 (10)	152:27
11th	1587	Joanna Emberton	EPOC 	W60	71:08 (13)	89:20 (13)	160:28
12th	1370	Alison Collins	LVO 	W60	68:08 (12)	93:14 (17)	161:22
13th	1960	Ros James	SMOC 	W60	86:19 (15)	103:53 (19)	190:12
	1057	Wing See Au		W60	-	101:46 (18)	-
	2581	Rhian Roberts	ERYRI 	W60	-	56:38 (2)	-
	2410	Sue Parker	BKO 	W60	-	67:48 (4)	-
	3042	Vickie Wong	HKOC 	W60	-	78:33 (11)	-
	1996	Aine Joyce	GEN 	W60	-	90:56 (14)	-
	1208	Edith Bridcut	GEN 	W60	-	92:22 (16)	-
	2856	Rachel Thomas	SMOC 	W65	-	109:34 (20)	-
	2983	Catherine Wetherfield	WCOC 	W60	42:08 (4)	-	-
	1035	Adele Appleby	QO 	W60	57:03 (9)	-	-

JK 2024 - Day 3 - Long

29-31 March 2024

OVERALL RESULTS

W65L









Pos	No.	Name	Club	Age Class	E2 Pos	E3 Pos	Time
1st	2704	Alison Simmons	BOK	W65	40:12 (8)	<u>57:39</u> (1)	97:51
2nd	1904	Sarah Howes	SAX	W65	<u>34:48</u> (1)	67:05 (6)	101:53
3rd	1403	Julie Couch	EPOC	W65	36:29 (2)	66:40 (5)	103:09
4th	1415	Ann Cranke	CLOK	W65	38:39 (5)	64:33 (2)	103:12
5th	2357	Mary Ockenden	SROC	W65	37:00 (3)	66:18 (4)	103:18
6th	1762	Jackie Hallett	BOK	W65	39:41 (7)	66:14 (3)	105:55
7th	1566	Carol Edwards	BL	W65	37:17 (4)	70:11 (7)	107:28
8th	2073	Diane Leakey	SLOW	W65	44:37 (17)	70:36 (8)	115:13
9th	1977	Val Johnson	DVO	W65	44:02 (16)	76:00 (9)	120:02
10th	2008	Helen Kelsey	BOK	W65	39:38 (6)	81:17 (12)	120:55
11th	1241	Judy Burge	LOC	W65	43:48 (15)	80:05 (11)	123:53
12th	1497	Elizabeth Deane	CorkO	W65	45:16 (18)	79:52 (10)	125:08
13th	2574	Maggie Roach	Luxembourg OC	W65	42:11 (10)	83:49 (13)	126:00
14th	1384	Trish Coombs	MAROC	W65	47:14 (22)	84:10 (14)	131:24
15th	1192	Marcia Bradbury	SYO	W65	45:25 (19)	86:22 (17)	131:47
16th	1230	Gill Browne	LOC	W65	48:04 (25)	84:55 (15)	132:59
17th	1163	Susan Birtwistle	CLARO	W65	50:20 (26)	86:35 (18)	136:55
18th	1653	Jo Foster	BOK	W65	52:08 (28)	86:16 (16)	138:24
19th	2516	Mary Rack	NATO	W65	42:53 (11)	96:51 (24)	139:44
20th	1434	Janet Cronk	WAOOC	W65	47:46 (24)	93:41 (22)	141:27
21st	1008	Mary Adams	LOC	W65	47:17 (23)	95:03 (23)	142:20
22nd	3060	Rosie Wych	QO	W65	43:01 (12)	99:42 (28)	142:43
23rd	3047	Shirley Wood	AIRE	W65	45:32 (20)	97:48 (26)	143:20
24th	1341	Karen Clark	EBOR	W65	40:42 (9)	104:50 (30)	145:32
25th	1820	Kathy Haynes	WAOOC	W65	53:22 (30)	92:22 (21)	145:44
26th	1529	Carol Dredge	WCH	W65	61:52 (35)	87:18 (19)	149:10
27th	1282	Wendy Carlyle	AIRE	W65	52:53 (29)	97:38 (25)	150:31
28th	2272	Pat Moody	DEE	W65	68:17 (38)	87:46 (20)	156:03
29th	2324	Sheelagh Nichol	AYROC	W65	54:11 (31)	105:48 (31)	159:59
30th	3053	Sue Woods	WAOOC	W65	52:06 (27)	110:23 (33)	162:29
31st	1227	Pam Brown	HALO	W65	64:22 (37)	98:54 (27)	163:16
32nd	2898	Susan Toomer	QO	W65	58:27 (33)	107:09 (32)	165:36
33rd	2687	Gill Sharp	SN	W65	76:55 (44)	102:42 (29)	179:37
34th	2579	Marie Roberts	MDOC	W65	69:50 (40)	117:18 (34)	187:08
35th	1924	Linda Hulley	SO	W65	69:42 (39)	131:30 (35)	201:12
36th	2374	Helen O'Neil	NOC	W65	59:19 (34)	142:33 (37)	201:52
37th	1112	Barbara Beckett	HAVOC	W65	71:21 (41)	139:11 (36)	210:32
	2593	Christine Robinson	LOC	W65	47:04 (21)	m9-12 rtd	-
	1589	Jacqueline Embrey	SROC	W65	58:00 (32)	m14	-
	2230	Morag McIntyre	INT	W65	43:31 (13)	m2-7 m9-12	-
	2789	Jane Stew	OD	W65	75:03 (42)	w9 m11-14	-
	2627	Janet Rosen	HH	W65	43:39 (14)	-	-
	2768	Kath Speak	MDOC	W65	63:02 (36)	-	-
	2738	Elaine Smith	NOC	W65	76:29 (43)	-	-
	3080	Fiona Hanstock	BOK	W65	79:57 (45)	-	-
	1795	Isoldt Harris	HALO	W65	84:46 (46)	-	-

JK 2024 - Day 3 - Long

29-31 March 2024

OVERALL RESULTS

W65S

Pos	No.	Name	Club	Age Class	E2 Pos	E3 Pos	Time
1st	1096	Helen Baxter	LVO	 W65	<u>38:29</u> (1)	<u>52:01</u> (1)	90:30
2nd	1938	Carol Iddles	RAFO	 W65	45:08 (2)	55:09 (2)	100:17
3rd	1557	Kim Eden	NOR	 W65	45:42 (3)	60:39 (3)	106:21
4th	2330	Janice Nichols	BL	 W65	68:05 (8)	72:22 (4)	140:27
5th	2917	Kathryn Turner	TVOC	 W65	61:12 (6)	96:33 (6)	157:45
6th	3076	Sara Dyer	British Orienteering [GBR]	 W65	74:52 (9)	90:03 (5)	164:55
7th	1048	Christine Athorne	STAG	 W65	96:43 (10)	159:48 (7)	256:31
	1271	Jane Campbell	DEE	 W65	m1-11	m1-9	-
	2414	Penny Parkes	HH	 W65	m10	m1	-
	2005	Linda Kelly	CLARO	 W65	54:35 (4)	-	-
	1438	Trudy Crosby	LOG	 W65	55:14 (5)	-	-
	2856	Rachel Thomas	SMOC	 W65	64:39 (7)	-	-

JK 2024 - Day 3 - Long

29-31 March 2024

OVERALL RESULTS

W70L

Pos	No.	Name	Club	Age Class	E2 Pos	E3 Pos	Time
1st	2013	Christine Kiddier	BL	W70	34:18 (1)	48:18 (1)	82:36
2nd	2335	Janice Nisbet	ESOC	W70	36:24 (2)	50:17 (2)	86:41
3rd	1463	Margaret Dagleish	ESOC	W70	38:45 (4)	51:24 (3)	90:09
4th	2788	Susan Stevens	AIRE	W70	38:41 (3)	56:47 (5)	95:28
5th	1973	Judy Johnson	BL	W70	39:59 (5)	56:42 (4)	96:41
6th	1703	Inara Gipsle	TVOC	W70	45:12 (9)	59:23 (7)	104:35
7th	3158	Mary Williams	ESOC	W70	46:22 (10)	59:16 (6)	105:38
8th	2616	Susan Roome	SROC	W70	44:29 (8)	64:17 (12)	108:46
9th	1233	Kate Bryant	MDOC	W70	43:42 (6)	65:22 (13)	109:04
10th	1182	Jane Booker	NOC	W70	43:55 (7)	66:11 (15)	110:06
11th	2982	Lyn West	SOS	W70	49:07 (12)	62:15 (10)	111:22
12th	2742	Jill Smith		W70	49:17 (13)	62:46 (11)	112:03
13th	1880	Judith Holt	DVO	W70	53:35 (17)	61:36 (9)	115:11
14th	2658	Carol Sands	BOK	W70	48:37 (11)	66:35 (16)	115:12
15th	1127	Jasmine Bennett	SO	W70	55:52 (21)	61:23 (8)	117:15
16th	1869	Hilary Hodgkinson	NOC	W70	52:49 (16)	65:32 (14)	118:21
17th	2912	Di Turner	SO	W70	56:51 (22)	66:52 (17)	123:43
18th	2821	Rosalind Taunton	NGOC	W70	55:22 (20)	69:29 (18)	124:51
19th	1289	Liz Carter	AIRE	W70	54:24 (18)	77:06 (22)	131:30
20th	1047	Julie Astin	WSX	W70	64:05 (27)	72:58 (20)	137:03
21st	3010	Margaret Willdig	OD	W70	71:53 (33)	69:31 (19)	141:24
22nd	1819	Linda Hayles	EPOC	W70	68:38 (31)	74:13 (21)	142:51
23rd	2297	Denise Mullins	SARUM	W70	52:38 (15)	91:24 (25)	144:02
24th	1643	Val Finch	FVO	W70	63:56 (26)	82:43 (24)	146:39
25th	2693	Rosie Shaw	SMOC	W70	63:10 (25)	99:21 (26)	162:31
26th	2489	Nancy Powell Davies	BL	W70	66:09 (30)	105:33 (27)	171:42
	1647	Jean Fitzgerald	SAX	W70	m4	126:02 (28)	-
	3017	Isobel Williamson	LOC	W70	m5	81:41 (23)	-
	1519	Jillyan Dobby	MDOC	W70	51:02 (14)	-	-
	1793	Ann Harris	SMOC	W70	55:05 (19)	-	-
	1792	Denise Harper	BKO	W70	57:33 (23)	-	-
	1584	Ruth Ellis	DVO	W70	60:39 (24)	-	-
	2971	Rosie Watkins	NGOC	W70	64:37 (28)	-	-
	1327	Ruth Chesters	DEVON	W70	65:05 (29)	-	-
	2425	Jean Payne	DEE	W70	71:19 (32)	-	-
	1908	Jane Howsam	WRE	W70	98:51 (34)	-	-
	2396	Jackie Page	EPOC	W70	m5-6 m8	-	-

JK 2024 - Day 3 - Long

29-31 March 2024

OVERALL RESULTS

W70S

Pos	No.	Name	Club	Age Class	E2 Pos	E3 Pos	Time
1st	3152	Noreen Ives	WAOC	W70	42:08 (1)	62:17 (1)	104:25
2nd	2131	Evamarie Lundahl	IF Hagen	W70	52:46 (2)	80:00 (3)	132:46
3rd	2828	Janet Taylor	MDOC	W70	62:22 (5)	79:39 (2)	142:01
4th	1141	Hazel Bickle	WAOC	W70	69:02 (6)	108:20 (5)	177:22
5th	2522	Susan Rae	SMOC	W75	99:21 (13)	108:25 (6)	207:46
	2737	Diana Smith	SOC	W70	71:54 (10)	m2-7	-
	2373	Pauline Olds	KERNO	W70	82:13 (12)	m1-7 m9	-
	1327	Ruth Chesters	DEVON	W70	-	100:04 (4)	-
	3028	Pauline Wilson	SYO	W70	-	110:15 (7)	-
	1788	Elsie Hargreaves	KERNO	W75	57:21 (3)	-	-
	2977	Maureen Webb	LEI	W70	58:20 (4)	-	-
	1499	Dora Deaville	POTOC	W70	69:41 (7)	-	-
	3113	Jane Payne	EPOC	W70	71:14 (8)	-	-
	3004	Susan Wilkes	BKO	W70	71:36 (9)	-	-
	1209	Madeleine Bridle	WSX	W70	80:43 (11)	-	-

JK 2024 - Day 3 - Long

29-31 March 2024

OVERALL RESULTS

W75












Pos	No.	Name	Club	Age Class	E2 Pos	E3 Pos	Time
1st	2400	Hilary Palmer	NOC	W75	35:59 (1)	52:47 (1)	88:46
2nd	1280	Sheila Carey	OD	W75	39:08 (2)	54:31 (2)	93:39
3rd	2154	Jill Manning	SWOC	W75	47:33 (6)	56:30 (3)	104:03
4th	2628	Miriam Rosen	SROC	W75	48:51 (7)	61:37 (5)	110:28
5th	2858	Sally Thomas	BOK	W75	46:15 (4)	64:37 (8)	110:52
6th	1505	Marian Denham	POTOC	W75	52:17 (11)	58:58 (4)	111:15
7th	2796	Sheila Strain	ELO	W75	47:31 (5)	64:13 (7)	111:44
8th	2500	Beryl Pring	SAX	W75	49:09 (8)	66:02 (9)	115:11
9th	1772	Sue Hands	WIM	W75	45:57 (3)	70:11 (11)	116:08
10th	2630	Gill Ross	EPOC	W75	50:48 (9)	70:01 (10)	120:49
11th	1709	Liz Godfree	DVO	W75	61:27 (17)	62:51 (6)	124:18
12th	1582	Jan Ellis	NOC	W75	51:05 (10)	73:41 (13)	124:46
13th	1725	Jill Gorvett	SYO	W75	58:50 (15)	70:42 (12)	129:32
14th	2870	Charlotte Thornton	SARUM	W75	64:18 (20)	86:34 (15)	150:52
15th	2016	Christine King	BOK	W75	66:04 (21)	85:33 (14)	151:37
16th	1764	Sue Hallett	OD	W75	63:13 (19)	88:52 (16)	152:05
17th	2279	Juliet Morgan	EPOC	W75	55:44 (12)	98:57 (17)	154:41
18th	1526	Alison Doyle	MDOC	W75	113:41 (28)	150:17 (19)	263:58
	2632	Pauline Rosser	SYO	W75	m4-10	100:24 (18)	-
	2868	Jo Thornley	AIRE	W75	89:06 (27)	m2-8	-
	3087	Mary Carrick	HALO	W75	86:34 (25)	m5	-
	2562	Janet Richardson	OD	W75	68:15 (23)	m2-7	-
	2164	Carolyn Marr	OD	W75	m2-10	m2-3	-
	1217	Julie Brook	MDOC	W75	m6 m8-9	m1 rtd	-
	1038	Ann Armistead	DVO	W75	57:27 (13)	-	-
	2119	Jean Lochhead	SELOC	W75	58:42 (14)	-	-
	1530	Liz Drew	CLARO	W75	60:04 (16)	-	-
	2576	Christine Roberts	EBOR	W75	62:55 (18)	-	-
	2749	Sheila Smith	EBOR	W75	67:45 (22)	-	-
	2766	Thelma Spalton	OD	W75	74:57 (24)	-	-
	2027	Karin Kirk	OD	W75	88:19 (26)	-	-
	1838	Lindsey Hensman	FVO	W75	rtd	-	-
	2313	Tricia Neal	NOC	W75	m4-9	-	-

JK 2024 - Day 3 - Long

29-31 March 2024

OVERALL RESULTS

W80





Pos No.	Name	Club	Age Class	E2 Pos	E3 Pos	Time
1st	1612 Barbara Farr	POTOC 	W80	41:34 (1)	60:16 (1)	101:50
2nd	2511 Eleanor Pyrah	ESOC 	W80	49:55 (2)	69:02 (2)	118:57
3rd	2555 Ruth Rhodes	SO 	W80	50:13 (3)	76:12 (4)	126:25
4th	1650 Clare Fletcher	BOK 	W80	54:48 (4)	80:24 (5)	135:12
5th	1524 Judy Douglas	POTOC 	W80	69:13 (7)	74:35 (3)	143:48
6th	2649 Geraldine Russell	SOS 	W80	65:17 (5)	83:03 (6)	148:20
7th	2485 Judith Powell	AIRE 	W80	68:28 (6)	131:06 (7)	199:34
8th	2434 Freda Peirce	SARUM 	W80	99:26 (11)	134:12 (8)	233:38
	2763 Adrienne Sowood	INVOC 	W80	76:54 (8)	m3-7	-
	2638 Jean Rostron	POTOC 	W80	85:40 (10)	m4-6	-
	1144 Sue Bicknell	LEI 	W80	82:55 (9)	-	-

JK 2024 - Day 3 - Long

29-31 March 2024

OVERALL RESULTS

W85

Pos No.	Name	Club	Age Class	E2 Pos	E3 Pos	Time
1st	2861 Jenny Thompson	TVOC 	W85	<u>30:32</u> (1)	<u>41:26</u> (1)	71:58
2nd	2728 Alison Sloman	HOC 	W85	48:13 (2)	57:57 (2)	106:10
3rd	1160 Sue Birkinshaw	MDOC 	W85	86:01 (4)	85:21 (3)	171:22
	2710 Hilary Simpson	OD 	W85	59:02 (3)	w3	-

JK 2024 - Day 3 - Long

29-31 March 2024

OVERALL RESULTS

M21E1

Pos	No.	Name	Club	Age Class	E2 Pos	E3 Pos	Time
1st	19	Luke Fisher	INT	M21	21:04 (12)	<u>92:46</u> (1)	113:50
2nd	5	Chris Smithard	FVO	M35	20:09 (6)	94:04 (2)	114:13
3rd	12	Simon Harden	SLOW	M21	19:29 (2)	94:59 (3)	114:28
4th	9	Nathan Lawson	OD	M21	20:50 (10)	95:26 (4)	116:16
5th	13	Peter Molloy	FVO	M21	19:58 (4)	96:58 (5)	116:56
6th	2	William Gardner	OD	M21	20:24 (7)	98:15 (9)	118:39
7th	15	Philip Vokes	OD	M21	21:23 (17)	97:24 (6)	118:47
8th	14	Ben Mitchell	SBOC	M21	21:10 (13)	97:41 (8)	118:51
9th	11	Peter Taylor-Bray	SN	M21	21:52 (21)	97:29 (7)	119:21
10th	3	Boyan Ivandjickov	EUOC	M21	19:48 (3)	100:10 (12)	119:58
11th	16	Freddie Carcas	INT	M21	22:29 (26)	98:45 (10)	121:14
12th	26	Flurry Grierson	DEVON	M21	21:17 (16)	100:06 (11)	121:23
13th	24	James Ackland	INT	M21	20:44 (8)	101:49 (16)	122:33
14th	56	Jim Bailey	BOK	M21	21:25 (18)	101:16 (14)	122:41
15th	68	Alistair Thornton	FVO	M21	22:10 (24)	101:42 (15)	123:52
16th	61	Finlay Todd	INVOC	M21	22:58 (30)	101:08 (13)	124:06
17th	21	Eddie Narbett	INT	M21	22:01 (22)	103:07 (17)	125:08
18th	35	Charlie Rennie	WCOC	M21	22:24 (25)	104:21 (19)	126:45
19th	7	Alex Wetherill	EUOC	M21	22:45 (28)	104:08 (18)	126:53
20th	8	Matthew Gooch	EUOC	M21	21:10 (13)	107:21 (21)	128:31
21st	36	Aidan Rigby	CLOK	M21	24:45 (40)	106:01 (20)	130:46
22nd	4	Thomas Wilson	CLYDE	M21	22:45 (28)	109:04 (24)	131:49
23rd	54	Colm Moran	INT	M21	24:36 (38)	108:58 (23)	133:34
24th	33	Thomas Laraia	EUOC	M21	25:20 (43)	108:45 (22)	134:05
25th	31	Eoghan Whelan	SEVO	M21	24:59 (41)	111:19 (25)	136:18
26th	17	Aidan Smith	INT	M21	23:30 (34)	113:14 (27)	136:44
27th	37	Adam Potter	BOK	M21	25:42 (44)	111:23 (26)	137:05
28th	51	Oleg Chepelin	INT	M35	23:48 (35)	113:44 (28)	137:32
29th	20	Cillin Corbett	CorkO	M21	23:22 (32)	114:33 (30)	137:55
30th	44	Daniel Stansfield	FVO	M21	22:36 (27)	116:00 (31)	138:36
31st	50	Joe Sunley	WCOC	M21	23:10 (31)	116:18 (32)	139:28
32nd	47	Ben Stevens	INT	M35	26:00 (45)	114:25 (29)	140:25
33rd	39	Finlay Johnson	SROC	M21	24:19 (36)	120:14 (35)	144:33
34th	88	Finn Lydon	AROS	M21	27:41 (52)	117:21 (33)	145:02
35th	60	Tom Lines	AROS	M21	25:06 (42)	120:26 (37)	145:32
36th	32	Harry McMurtrie	DEVON	M21	23:27 (33)	122:12 (38)	145:39
37th	58	Rudi Paul	STAG	M21	26:02 (46)	120:20 (36)	146:22
38th	74	Robin Fieldhouse	QO	M21	27:12 (50)	119:58 (34)	147:10
39th	80	Dom Dakin	SYO	M21	24:39 (39)	122:58 (39)	147:37
40th	53	Liam Cotter	UCCO	M21	27:31 (51)	126:54 (40)	154:25
41st	64	Andrew Elwood	LVO	M21	27:51 (54)	130:22 (43)	158:13
42nd	77	Ryan Elliot	SYO	M21	29:32 (62)	129:13 (42)	158:45
43rd	55	Adam Fieldhouse	QO	M21	31:33 (69)	127:45 (41)	159:18
44th	81	Nicholas Jarvis	SO	M21	31:23 (68)	130:33 (44)	161:56
45th	41	Valdas Tilunas	3ROC	M45	29:25 (61)	133:41 (45)	163:06
46th	91	Barnaby Warren	NN	M21	27:47 (53)	135:27 (46)	163:14
47th	59	Tom Dobra	TVOC	M21	28:06 (56)	135:41 (47)	163:47
48th	108	Stephen Hughes	DEVON	M21	32:30 (77)	136:43 (48)	169:13
49th	84	Alexander Fielding	DUOC	M21	31:41 (71)	138:09 (49)	169:50
50th	82	Tim Norwood	GEN	M21	29:37 (63)	141:09 (52)	170:46
51st	97	Adam Harris	CUOC	M21	32:16 (76)	138:49 (51)	171:05
52nd	66	Sam Wood	AIRE	M21	30:11 (66)	142:53 (53)	173:04
53rd	86	Dominic Green	SHUOC	M21	34:27 (88)	138:41 (50)	173:08
54th	83	Dan Earnshaw	LVO	M21	31:37 (70)	143:37 (55)	175:14
55th	75	Stanley Heap	SO	M21	35:32 (89)	143:02 (54)	178:34
56th	85	Kit Grierson	DEVON	M21	33:44 (83)	148:38 (56)	182:22
57th	71	George Savell	LVO	M35	33:52 (84)	149:17 (57)	183:09
58th	89	Benjamin Stevens	SYO	M21	30:12 (67)	154:27 (59)	184:39
59th	67	Adrien Gallet	SHUOC	M21	33:57 (86)	151:35 (58)	185:32

JK 2024 - Day 3 - Long

29-31 March 2024

OVERALL RESULTS

M21E1












Pos	No.	Name	Club	Age Class	E2 Pos	E3 Pos	Time
60th	70	Lawrence Jones	SMOC	M21	32:53 (79)	156:05 (61)	188:58
61st	111	Kin Wai Lee	HOC	M21	36:05 (93)	155:35 (60)	191:40
62nd	92	Connor Smith	EPOC	M21	32:56 (80)	159:05 (62)	192:01
63rd	101	Daniel Barber	EUOC	M21	33:32 (82)	160:29 (63)	194:01
64th	112	River Edis-Smith	SYO	M21	32:10 (74)	167:19 (64)	199:29
65th	116	David Thomas	BKO	M21	39:54 (99)	177:09 (65)	217:03
66th	63	Alex Mitchell	HOC	M21	35:35 (90)	183:42 (66)	219:17
67th	99	Christopher Prince	HAVOC	M21	39:41 (98)	184:06 (67)	223:47
68th	94	Craig Lucas	LOG	M21	40:54 (100)	199:31 (68)	240:25
	40	Oliver Tonge	BOK	M21	31:55 (72)	m1-5 m8-26	-
	100	Bradley Lund	WSX	M21	28:23 (59)	m16-27	-
	46	Joe Thomas	SYO	M21	26:11 (49)	m10-26	-
	95	Rowan Lee	DRONGO	M21	33:56 (85)	m19-26	-
	6	Sasha Chepelin	INT	M21	20:45 (9)	rtd	-
	30	Duncan Birtwistle	OD	M21	21:00 (11)	m20	-
	28	David Bunn	EUOC	M21	21:14 (15)	rtd	-
	52	Ben Windsor	DRONGO	M21	21:29 (19)	m20	-
	43	Paul Pruzina	LVO	M21	24:21 (37)	m18-27	-
	115	Dylan Sherman	OUOC	M21	36:56 (94)	rtd	-
	87	Sam Leadley	OUOC	M21	37:40 (95)	m15	-
	25	Oli Johnson	SYO	M45	21:43 (20)	m20	-
	113	Matthew Dixon	CUOC	M21	32:50 (78)	rtd	-
	62	Matthew Leitch	INT	M21	29:54 (65)	m1-28	-

JK 2024 - Day 3 - Long

29-31 March 2024

OVERALL RESULTS

M21E2

Pos	No.	Name	Club	Age Class	E2 Pos	E3 Pos	Time
1st	23	Alasdair Pedley	EUOC	 M21	22:02 (23)	<u>109:14 (1)</u>	131:16
2nd	109	Jack Baker	SHUOC	 M21	49:09 (108)	156:26 (6)	205:35
3rd	103	Euan Marsh	SO	 M21	46:56 (107)	166:00 (7)	212:56
4th	93	Thomas Bartram	NOR	 M21	59:21 (111)	156:17 (5)	215:38
5th	119	Tsz Fung Yu	OD	 M21	41:46 (102)	179:18 (8)	221:04
6th	117	Himmy Lau	SLOW	 M21	49:47 (109)	180:26 (9)	230:13
	78	Joseph Goodwin	SHUOC	 M21	42:14 (103)	m2-4 m9-26	-
	114	Matt Haines	BOK	 M21	44:22 (104)	m11-26	-
	110	Robert Fieldhouse	QO	 M21	45:19 (105)	m15-20	-
	10	Graham Gristwood	FVO	 M40	m1-5 m7-8 rtd	rtd	-
	18	Matthew Fellbaum	Tullinge SK	 M21	w12	110:30 (2)	-

JK 2024 - Day 3 - Long

29-31 March 2024

OVERALL RESULTS

W21E

Pos	No.	Name	Club	Age Class	E3 Pos	Time
1st	204	Cecilie Andersen	BOK	W21	95:16 (1)	95:16
2nd	213	Lucy Walker	DEVON	W21	97:05 (2)	97:05
3rd	211	Niamh Hunter	EUOC	W21	97:14 (3)	97:14
4th	205	Fiona Bunn	EUOC	W21	98:29 (4)	98:29
5th	206	Laura Robertson	SYO	W21	99:53 (5)	99:53
6th	220	Laura King	AIRE	W21	101:57 (6)	101:57
7th	215	Mairi Eades	INT	W21	101:59 (7)	101:59
8th	208	Eilidh Campbell	EUOC	W21	103:35 (8)	103:35
9th	230	Rachel Duckworth	DVO	W21	104:54 (9)	104:54
10th	203	Chloe Potter	SYO	W21	106:19 (10)	106:19
11th	202	Rachel Brown	EUOC	W21	107:18 (11)	107:18
12th	221	Sarah Pedley	DRONGO	W21	107:46 (12)	107:46
13th	212	Emma Wilson	CLYDE	W21	109:34 (13)	109:34
14th	214	Aoife McCavana	INT	W21	113:40 (14)	113:40
15th	210	Helen Bridle	ESOC	W45	114:15 (15)	114:15
16th	233	Clare Stansfield	GUOC	W21	116:44 (16)	116:44
17th	227	Pippa Carcas	INT	W21	117:58 (17)	117:58
18th	218	Eleanor Bales	EUOC	W21	118:10 (18)	118:10
19th	223	Jura MacMillan	INT	W21	118:16 (19)	118:16
20th	229	Lizzie Stansfield	EUOC	W21	122:21 (20)	122:21
21st	207	Alison O'Neil	ESOC	W35	123:55 (21)	123:55
22nd	235	Emer Perkins	BOC	W21	124:32 (22)	124:32
23rd	219	Michele Dawson	MDOC	W21	125:22 (23)	125:22
24th	10012	Roanne Lilley	INT	W21	125:29 (24)	125:29
25th	224	Kirstin Maxwell	RR	W21	126:20 (25)	126:20
26th	225	Alice Rigby	CLOK	W21	128:00 (26)	128:00
27th	247	Scarlet Heap	SO	W21	129:19 (27)	129:19
28th	228	Eadaoin McCavana	GEN	W21	129:58 (28)	129:58
29th	222	Louise Adams	INT	W21	132:02 (29)	132:02
30th	217	Jenny Evans	SYO	W21	133:22 (30)	133:22
31st	241	Rebecca Ward	SHUOC	W21	133:23 (31)	133:23
32nd	263	Fanni Gyurko	FVO	W35	136:29 (32)	136:29
33rd	240	Elizabeth Bedwell	NN	W21	136:58 (33)	136:58
34th	234	Megan Harrison	EPOC	W21	140:52 (34)	140:52
35th	245	Alex Elliot	SYO	W21	148:17 (35)	148:17
36th	243	Miranda Weatherby	DRONGO	W21	158:50 (36)	158:50
37th	262	Meredith Moody	BOK	W21	159:50 (37)	159:50
38th	251	Sophie Pruzina	LVO	W21	170:01 (38)	170:01
39th	231	Pui Fung Chan	HKFOC	W35	174:15 (39)	174:15
40th	261	Aimee Darley	SN	W21	179:19 (40)	179:19
41st	258	Alison Fryer	LOC	W21	180:38 (41)	180:38
	239	Laura Harrison	EPOC	W21	m3-11 m14-21	-
	201	Megan Carter-Davies	SBOC	W21	rtd	-
	209	Clodagh Moran	3ROC	W21	m3-23	-
	226	Alison Campbell	STAG	W21	m12-13 m17-21	-
	257	Beth Hanson	AROS	W21	m12	-