






















# NZ MTB Rally: Edition 3 (2026) - Day 6 - Nelson City

Heli | Boat | 4x4

## OVERALL RESULTS

### TOUR







Pos	Race Number	Name	Day 1 Pos	Day 2 Pos	Day 3 Pos	Day 4 Pos	Day 5 Pos	Day 6 Pos	Time
n/c	92	Simon Coulter	 01:09:11	00:41:59	00:35:08	00:32:05	00:25:24	00:31:34	<b>03:55:21</b>
n/c	98	Nigel File	 01:28:06	00:53:15	00:44:25	00:37:29	00:26:04	00:36:38	<b>04:45:57</b>
	87	Blair Hickman	 00:58:45	00:38:46	00:32:17	00:28:36		00:28:24	-
	86	Stuart Whitehead	 DNF	00:50:06	DNF	DNF	00:31:04	00:37:00	-
	80	Matt Meehan	 DNF	-	-	DNF	-	DNF	-
	96	Sydnee Ray	 DNF	DNF	DNF	DNF	00:49:29	DNF	-
	82	Michael File	 DNF	DNF	DNF	DNF	DNF	DNF	-
	85	Nicholas (Drew) Cooney	 DNF	DNF	DNF	DNF	00:28:47	00:34:44	-
	91	Dario Matera	 DNF	DNF	DNF	DNF	00:42:01	DNF	-
	93	Shelagh Coutts	 DNF	DNF	-	DNF	00:40:21	DNF	-
	84	Connor Cutler	 DNF	DNF	DNF	DNF	00:27:40	DNF	-
	94	Alex Raffles	 DNF	DNF	DNF	DNF	00:32:52	DNF	-
	97	Travis Wade	 01:14:42	DNF	00:37:59	DNF	00:26:32	00:32:36	-
	99	Jack Lewis	 01:09:18	00:41:38	00:33:02	00:37:22	00:18:17	DNF	-
	83	Michael Raison	 01:01:39	00:41:57	00:36:45	00:31:21	DNF	00:29:02	-
	89	Phil Yoder	 01:00:54	00:42:19	DNF	00:29:26	00:22:01	00:28:53	-
	79	Brent Baggs	 DNF	DNF	DNF	DNF	00:28:18	DNF	-
	88	Dave Anjos	 -	-	DNF	DNF	00:40:39	DNF	-
	81	Erik Knudsen	 DNF	DNF	DNF	DNF	00:26:26	-	-
	100	Justin Hansen	 DNF	DNF	DNF	DNF	-	-	-
	95	Trader Grenfell	 DNF	-	-	-	-	-	-

# NZ MTB Rally: Edition 3 (2026) - Day 6 - Nelson City

Heli | Boat | 4x4

## OVERALL RESULTS

### Male 50+ ( E )



















Pos	Race Number	Name	Day 1 Pos	Day 2 Pos	Day 3 Pos	Day 4 Pos	Day 5 Pos	Day 6 Pos	Time
1st	19	Douglas Jacobson 	00:49:32 (1)	00:36:10 (1)	00:30:26 (1)	00:27:03 (1)	00:17:42 (1)	00:25:39 (1)	03:06:32
2nd	73	Harald Schmid 	00:54:42 (2)	00:39:07 (2)	00:33:30 (2)	00:29:25 (2)	00:22:24 (2)	00:28:14 (2)	03:27:22
3rd	64	David Wright 	01:03:24 (3)	00:42:14 (3)	00:35:31 (4)	00:32:39 (3)	00:24:09 (3)	00:29:53 (3)	03:47:50
4th	63	Andrew Walsh 	01:11:08 (4)	00:50:37 (5)	00:42:50 (5)	00:40:39 (5)	00:35:51 (5)	00:39:43 (5)	04:40:48
5th	32	Paul Rogers 	01:24:13 (5)	00:50:02 (4)	00:43:22 (6)	00:39:22 (4)	00:27:01 (4)	00:36:57 (4)	04:40:57
	111	Craig SKILLICORN 	-	-	00:35:16 (3)	-	-	-	-

# NZ MTB Rally: Edition 3 (2026) - Day 6 - Nelson City

Heli | Boat | 4x4

## OVERALL RESULTS

### Male (40+) ( E )





Pos	Race Number	Name	Day 1 Pos	Day 2 Pos	Day 3 Pos	Day 4 Pos	Day 5 Pos	Day 6 Pos	Time
1st	42	Dennis Van mill 	00:51:04 (2)	00:35:08 (1)	00:28:55 (1)	00:25:36 (1)	00:17:08 (2)	00:25:03 (2)	03:02:54
2nd	61	Daniel Thwaite 	00:50:02 (1)	00:36:07 (3)	00:30:04 (3)	00:27:04 (2)	00:17:57 (3)	00:24:49 (1)	03:06:03
3rd	55	Ben Warrick 	00:51:29 (4)	00:36:46 (5)	00:29:41 (2)	00:27:06 (3)	00:16:32 (1)	00:25:54 (5)	03:07:28
4th	68	Nick Dorado 	00:51:55 (5)	00:36:38 (4)	00:31:22 (7)	00:27:08 (4)	00:18:33 (5)	00:26:04 (6)	03:11:40
5th	40	Russell Millard 	00:52:16 (6)	00:37:13 (8)	00:30:57 (4)	00:27:16 (5)	00:20:01 (8)	00:25:32 (3)	03:13:15
6th	70	Hugh Pinfeld 	00:53:30 (8)	00:37:12 (6)	00:31:08 (5)	00:27:44 (7)	00:18:05 (4)	00:26:04 (6)	03:13:43
7th	71	David Bennett 	00:52:35 (7)	00:38:57 (9)	00:32:56 (10)	00:29:37 (10)	00:20:25 (10)	00:28:36 (12)	03:23:06
8th	41	Samuel Alley 	00:58:24 (12)	00:37:12 (6)	00:31:10 (6)	00:29:52 (11)	00:20:25 (10)	00:26:30 (8)	03:23:33
9th	53	Brandon Lawrence 	00:54:23 (9)	00:41:07 (14)	00:32:51 (9)	00:29:56 (12)	00:20:10 (9)	00:28:33 (11)	03:27:00
10th	51	Max Kirby 	01:01:30 (17)	00:39:15 (10)	00:32:25 (8)	00:28:34 (8)	00:19:15 (6)	00:28:00 (10)	03:28:59
11th	69	Ben Wilson 	00:54:59 (10)	00:40:07 (12)	00:33:12 (11)	00:31:44 (15)	00:21:14 (14)	00:29:44 (16)	03:31:00
12th	58	Dave Percy 	00:51:13 (3)	00:36:02 (2)	00:50:23 (18)	00:27:17 (6)	00:20:39 (13)	00:25:42 (4)	03:31:16
13th	62	Jaroslav Krutsky 	00:57:46 (11)	00:41:13 (15)	00:34:11 (13)	00:30:26 (14)	00:20:34 (12)	00:28:40 (13)	03:32:50
14th	43	Justin Mckinnon 	00:59:21 (14)	00:40:03 (11)	00:34:01 (12)	00:29:32 (9)	00:22:02 (15)	00:29:38 (15)	03:34:37
15th	3	Ralf Hepp 	01:00:28 (15)	00:42:45 (16)	00:35:02 (15)	00:30:22 (13)	00:19:29 (7)	00:27:32 (9)	03:35:38
16th	38	Daryl Blain 	00:59:07 (13)	00:40:54 (13)	00:34:47 (14)	00:32:03 (16)	00:23:47 (17)	00:29:04 (14)	03:39:42
17th	57	Aldean Philip Lim 	01:08:20 (18)	00:45:59 (17)	00:35:40 (16)	00:33:57 (18)	00:22:17 (16)	00:31:06 (17)	03:57:19
18th	27	Simon Bank 	01:00:59 (16)	00:51:58 (18)	00:36:11 (17)	00:33:49 (17)	00:25:04 (18)	00:32:18 (18)	04:00:19

# NZ MTB Rally: Edition 3 (2026) - Day 6 - Nelson City

Heli | Boat | 4x4

## OVERALL RESULTS

### Open Female ( E )













Pos	Race Number	Name	Day 1 Pos	Day 2 Pos	Day 3 Pos	Day 4 Pos	Day 5 Pos	Day 6 Pos	Time
1st	103	Emma Olofsson 	<u>00:59:25</u> (1)	<u>00:39:50</u> (1)	00:34:51 (2)	<u>00:28:31</u> (1)	<u>00:19:54</u> (1)	<u>00:27:07</u> (1)	<b>03:29:38</b>
2nd	56	Gabrielle Newman 	01:00:52 (2)	00:40:43 (2)	<u>00:33:52</u> (1)	00:29:04 (2)	00:20:36 (2)	00:28:31 (2)	<b>03:33:38</b>
3rd	54	Katie Flower 	01:03:28 (3)	00:44:48 (3)	00:35:55 (3)	00:33:26 (3)	00:23:05 (3)	00:32:55 (3)	<b>03:53:37</b>
4th	28	Chrissy Conyers 	01:08:37 (4)	00:50:13 (4)	00:41:27 (4)	00:36:08 (4)	00:33:59 (4)	00:34:41 (4)	<b>04:25:05</b>

# NZ MTB Rally: Edition 3 (2026) - Day 6 - Nelson City

Heli | Boat | 4x4

## OVERALL RESULTS

### Open Male ( E )





Pos	Race Number	Name	Day 1 Pos	Day 2 Pos	Day 3 Pos	Day 4 Pos	Day 5 Pos	Day 6 Pos	Time
1st	74	Andrew Godfrey 	00:46:19 (1)	00:33:12 (1)	00:27:55 (1)	00:24:23 (1)	00:15:38 (1)	00:23:25 (1)	02:50:52
2nd	72	Max Brau 	00:47:32 (2)	00:35:01 (2)	00:28:53 (2)	00:25:43 (2)	00:16:52 (3)	00:24:25 (2)	02:58:26
3rd	52	Tommy Pastalka 	00:51:05 (3)	00:36:08 (3)	00:29:53 (3)	00:26:06 (3)	00:16:38 (2)	00:25:01 (3)	03:04:51
4th	59	Josh Moncur 	00:51:45 (4)	00:36:34 (5)	00:30:13 (4)	00:27:08 (5)	00:17:49 (5)	00:25:43 (4)	03:09:12
5th	66	Nick Harrison 	00:52:55 (6)	00:36:17 (4)	00:31:15 (6)	00:26:47 (4)	00:17:53 (6)	00:25:48 (6)	03:10:55
6th	39	Justin Simon 	00:53:35 (8)	00:37:08 (6)	00:31:06 (5)	00:27:38 (6)	00:19:03 (8)	00:25:45 (5)	03:14:15
7th	202	Dale Stringer 	00:52:40 (5)	00:38:18 (8)	00:32:35 (10)	00:28:55 (8)	00:19:12 (10)	00:27:03 (8)	03:18:43
8th	203	Corey Platt 	00:52:59 (7)	00:37:17 (7)	00:32:13 (9)	00:29:39 (9)	00:19:11 (9)	00:27:30 (9)	03:18:49
9th	25	Markus Diemer 	00:55:24 (9)	00:39:44 (10)	00:31:50 (7)	00:28:03 (7)	00:17:46 (4)	00:26:51 (7)	03:19:38
10th	65	Robert Stewart 	00:56:32 (10)	00:38:36 (9)	00:32:11 (8)	00:30:13 (10)	00:20:16 (12)	00:29:35 (11)	03:27:23
11th	15	Luca Hawkins 	01:06:57 (11)	00:41:27 (11)	00:33:23 (11)	00:30:26 (11)	00:19:12 (10)	00:29:25 (10)	03:40:50
5		Poh How Soh 	-	00:52:33 (12)	00:37:11 (12)	00:38:20 (12)	00:26:53 (13)	00:39:58 (12)	-
777		Paul Guest	-	-	-	-	00:18:54 (7)	-	-

# NZ MTB Rally: Edition 3 (2026) - Day 6 - Nelson City

Heli | Boat | 4x4

## OVERALL RESULTS

### Elite Men ( E )








Pos	Race Number	Name	Day 1 Pos	Day 2 Pos	Day 3 Pos	Day 4 Pos	Day 5 Pos	Day 6 Pos	Time
1st	102	Edward Masters 	<u>00:42:09</u> (1)	00:31:20 (3)	00:25:17 (2)	<u>00:22:44</u> (1)	<u>00:14:49</u> (1)	<u>00:21:22</u> (1)	<b>02:37:41</b>
2nd	101	Sam Blenkinsop 	00:42:56 (3)	<u>00:30:47</u> (1)	<u>00:25:01</u> (1)	00:22:52 (2)	00:14:51 (2)	00:21:32 (2)	<b>02:37:59</b>
3rd	207	Dylan Crane 	00:42:21 (2)	00:31:19 (2)	00:25:25 (3)	00:22:55 (3)	00:16:07 (4)	00:22:42 (3)	<b>02:40:49</b>
4th	1	Richard Payne 	00:46:39 (4)	00:33:34 (4)	00:27:32 (4)	00:24:32 (4)	00:15:24 (3)	00:23:01 (4)	<b>02:50:42</b>

# NZ MTB Rally: Edition 3 (2026) - Day 6 - Nelson City

Heli | Boat | 4x4

## OVERALL RESULTS

### E-bike ( R )







































Pos	Race Number	Name	Day 1 Pos	Day 2 Pos	Day 3 Pos	Day 4 Pos	Day 5 Pos	Day 6 Pos	Time
1st	35	Clive Mitchell	 00:42:23 (1)	00:32:20 (4)	00:22:50 (3)	00:18:16 (2)	00:24:07 (2)	00:18:31 (1)	02:38:27
2nd	46	Matthew Haggerston	 00:45:59 (2)	00:31:26 (1)	00:22:11 (1)	00:17:41 (1)	00:23:56 (1)	00:18:58 (2)	02:40:11
3rd	47	Peter Thorpe	 00:48:37 (3)	00:32:08 (3)	00:23:19 (4)	00:19:14 (4)	00:28:58 (3)	00:22:17 (3)	02:54:33
4th	34	Barry Ingle	 00:50:07 (4)	00:35:22 (5)	00:25:09 (5)	00:19:32 (5)	00:30:10 (4)	00:25:10 (4)	03:05:30
5th	48	Robert Kurzreuther	 01:11:11 (7)	00:42:34 (6)	00:32:52 (7)	00:24:12 (7)	00:44:37 (7)	00:27:25 (5)	04:02:51
8		Lisa Martin	 00:53:24 (6)	DNF	00:28:03 (6)	00:19:40 (6)	00:36:58 (6)	00:46:25 (6)	-
49		Brendan Roots	 00:50:17 (5)	00:31:33 (2)	00:22:29 (2)	00:18:24 (3)	00:33:52 (5)	-	-

# NZ MTB Rally: Edition 3 (2026) - Day 6 - Nelson City

Heli | Boat | 4x4

## OVERALL RESULTS

### Open Female ( R )






















































































































Pos	Race Number	Name	Day 1 Pos	Day 2 Pos	Day 3 Pos	Day 4 Pos	Day 5 Pos	Day 6 Pos	Time
1st	30	Jackie Joyce	 01:02:32 (1)	 00:39:56 (1)	 00:28:47 (1)	 00:20:43 (1)	 00:28:02 (1)	 00:26:22 (2)	<b>03:26:22</b>
2nd	16	Tiarna Crichton	 01:06:43 (4)	 00:42:20 (2)	 00:29:32 (2)	 00:23:28 (3)	 00:36:35 (2)	 00:28:53 (3)	<b>03:47:31</b>
3rd	20	Andrea Borst	 01:03:37 (3)	 00:48:50 (3)	 00:34:24 (3)	 00:23:25 (2)	 00:40:55 (3)	 00:30:09 (4)	<b>04:01:20</b>
4th	22	Quan Campbell	 01:03:16 (2)	 00:49:04 (4)	 00:34:41 (4)	 00:24:40 (4)	 00:49:31 (4)	 00:37:31 (6)	<b>04:18:43</b>
5th	23	Valerie Terada	 01:19:18 (5)	 00:52:52 (5)	 00:37:14 (5)	 00:26:00 (5)	 00:49:35 (5)	 00:31:22 (5)	<b>04:36:21</b>
6th	26	Tzarina Smith	 01:29:49 (6)	 01:12:02 (6)	 00:43:12 (6)	 00:30:36 (6)	 01:00:38 (6)	 00:44:50 (7)	<b>05:41:07</b>
	204	Cameron Robertson	 -	-	-	-	-	 00:24:11 (1)	-

# NZ MTB Rally: Edition 3 (2026) - Day 6 - Nelson City

Heli | Boat | 4x4

## OVERALL RESULTS

### Open Male ( R )

Pos	Race Number	Name	Day 1 Pos	Day 2 Pos	Day 3 Pos	Day 4 Pos	Day 5 Pos	Day 6 Pos	Time
1st	45	Maciej Wencel	 00:33:22 (1)	 00:26:18 (1)	 00:18:54 (1)	 00:15:18 (1)	 00:16:06 (1)	 00:14:32 (1)	<b>02:04:30</b>
2nd	17	Matthew Rees	 00:42:15 (4)	 00:29:27 (2)	 00:22:06 (3)	 00:16:24 (3)	 00:20:04 (4)	 00:16:49 (3)	<b>02:27:05</b>
3rd	44	Michal Pietrzyk	 00:41:31 (2)	 00:40:13 (15)	 00:21:48 (2)	 00:16:21 (2)	 00:17:45 (2)	 00:15:54 (2)	<b>02:33:32</b>
4th	36	Roddy Beynon	 00:41:57 (3)	 00:30:35 (3)	 00:22:07 (4)	 00:17:03 (6)	 00:19:57 (3)	 00:22:01 (12)	<b>02:33:40</b>
5th	31	Stephen Jackson	 00:43:54 (7)	 00:30:47 (4)	 00:22:34 (5)	 00:17:19 (7)	 00:20:49 (5)	 00:18:30 (5)	<b>02:33:53</b>
6th	11	Matthew Lineham-Blair	 00:43:50 (6)	 00:32:00 (6)	 00:22:38 (6)	 00:16:59 (5)	 00:21:08 (6)	 00:17:58 (4)	<b>02:34:33</b>
7th	10	Vinicius Resende	 00:43:04 (5)	 00:32:19 (7)	 00:23:40 (9)	 00:16:57 (4)	 00:24:13 (7)	 00:19:13 (7)	<b>02:39:26</b>
8th	50	John Mcbryde	 00:44:18 (8)	 00:31:23 (5)	 00:23:27 (8)	 00:17:43 (8)	 00:27:19 (14)	 00:18:37 (6)	<b>02:42:47</b>
9th	37	Jon Sanders	 00:45:10 (9)	 00:32:45 (9)	 00:23:19 (7)	 00:18:20 (9)	 00:24:58 (9)	 00:19:13 (7)	<b>02:43:45</b>
10th	29	Steve Durrant	 00:47:29 (11)	 00:34:33 (11)	 00:25:13 (11)	 00:18:47 (10)	 00:25:03 (12)	 00:20:08 (10)	<b>02:51:13</b>
11th	201	Rowan Brown	 00:50:52 (14)	 00:33:51 (10)	 00:24:01 (10)	 00:19:18 (11)	 00:26:59 (13)	 00:22:13 (13)	<b>02:57:14</b>
12th	33	Florian Pracher	 00:50:10 (13)	 00:36:04 (12)	 00:25:52 (13)	 00:20:01 (14)	 00:24:50 (8)	 00:21:27 (11)	<b>02:58:24</b>
13th	24	Alan Terada	 00:49:10 (12)	 00:37:12 (14)	 00:26:42 (15)	 00:20:09 (15)	 00:25:00 (11)	 00:22:45 (14)	<b>03:00:58</b>
14th	7	Jia Yao Lee	 01:02:34 (15)	 00:41:19 (16)	 00:30:06 (16)	 00:21:53 (17)	 00:30:28 (17)	 00:24:35 (16)	<b>03:30:55</b>
15th	6	Kay Lian Lee	 01:08:41 (17)	 00:41:20 (17)	 00:32:11 (18)	 00:26:17 (19)	 00:44:36 (19)	 00:35:28 (17)	<b>04:08:33</b>
16th	4	Eng Li Tan	 01:10:15 (18)	 00:53:04 (19)	 00:36:17 (20)	 00:23:14 (18)	 00:40:58 (18)	 00:37:51 (18)	<b>04:21:39</b>
	21	Eric Shaw	 DNF	-	 00:31:20 (17)	 00:19:49 (13)	 00:29:38 (16)	 00:24:17 (15)	-
	2	Terrence Simon	 01:36:32 (19)	DNF	DNF	 00:27:40 (20)	-	 00:54:27 (19)	-
	14	Pavel Mergl	-	 00:36:42 (13)	 00:26:10 (14)	 00:20:28 (16)	 00:24:58 (9)	 00:19:43 (9)	-
	204	Cameron Robertson	 00:46:09 (10)	 00:32:35 (8)	 00:25:28 (12)	 00:19:43 (12)	 00:28:37 (15)	-	-
	9	Pedro Vieira	 01:08:02 (16)	 00:42:39 (18)	 00:33:53 (19)	DNF	-	-	-

# NZ MTB Rally: Edition 3 (2026) - Day 6 - Nelson City

Heli | Boat | 4x4

## OVERALL RESULTS

### Extended Course





























Pos	Race Number	Name	Day 1 Pos	Day 2 Pos	Day 3 Pos	Day 4 Pos	Day 5 Pos	Day 6 Pos	Time
1st	102	Edward Masters	00:42:09 (1)	00:31:20 (3)	00:25:17 (2)	00:22:44 (1)	00:14:49 (1)	00:21:22 (1)	02:37:41
2nd	101	Sam Blenkinsop	00:42:56 (3)	00:30:47 (1)	00:25:01 (1)	00:22:52 (2)	00:14:51 (2)	00:21:32 (2)	02:37:59
3rd	207	Dylan Crane	00:42:21 (2)	00:31:19 (2)	00:25:25 (3)	00:22:55 (3)	00:16:07 (5)	00:22:42 (3)	02:40:49
4th	1	Richard Payne	00:46:39 (5)	00:33:34 (5)	00:27:32 (4)	00:24:32 (5)	00:15:24 (3)	00:23:01 (4)	02:50:42
5th	74	Andrew Godfrey	00:46:19 (4)	00:33:12 (4)	00:27:55 (5)	00:24:23 (4)	00:15:38 (4)	00:23:25 (5)	02:50:52
6th	72	Max Brau	00:47:32 (6)	00:35:01 (6)	00:28:53 (6)	00:25:43 (7)	00:16:52 (8)	00:24:25 (10)	02:58:26
7th	42	Dennis Van mill	00:51:04 (9)	00:35:08 (7)	00:28:55 (7)	00:25:36 (6)	00:17:08 (9)	00:25:03 (14)	03:02:54
8th	52	Tommy Pastalka	00:51:05 (10)	00:36:08 (10)	00:29:53 (9)	00:26:06 (8)	00:16:38 (7)	00:25:01 (13)	03:04:51
9th	61	Daniel Thwaite	00:50:02 (8)	00:36:07 (9)	00:30:04 (10)	00:27:04 (11)	00:17:57 (14)	00:24:49 (12)	03:06:03
10th	19	Douglas Jacobson	00:49:32 (7)	00:36:10 (11)	00:30:26 (12)	00:27:03 (10)	00:17:42 (10)	00:25:39 (20)	03:06:32
11th	55	Ben Warrick	00:51:29 (12)	00:36:46 (15)	00:29:41 (8)	00:27:06 (12)	00:16:32 (6)	00:25:54 (25)	03:07:28
12th	59	Josh Moncur	00:51:45 (13)	00:36:34 (13)	00:30:13 (11)	00:27:08 (13)	00:17:49 (12)	00:25:43 (22)	03:09:12
13th	66	Nick Harrison	00:52:55 (18)	00:36:17 (12)	00:31:15 (17)	00:26:47 (9)	00:17:53 (13)	00:25:48 (24)	03:10:55
14th	68	Nick Dorado	00:51:55 (14)	00:36:38 (14)	00:31:22 (18)	00:27:08 (13)	00:18:33 (16)	00:26:04 (26)	03:11:40
15th	40	Russell Millard	00:52:16 (15)	00:37:13 (19)	00:30:57 (13)	00:27:16 (15)	00:20:01 (25)	00:25:32 (18)	03:13:15
16th	70	Hugh Pinfold	00:53:30 (20)	00:37:12 (17)	00:31:08 (15)	00:27:44 (18)	00:18:05 (15)	00:26:04 (26)	03:13:43
17th	39	Justin Simon	00:53:35 (21)	00:37:08 (16)	00:31:06 (14)	00:27:38 (17)	00:19:03 (18)	00:25:45 (23)	03:14:15
18th	202	Dale Stringer	00:52:40 (17)	00:38:18 (21)	00:32:35 (23)	00:28:55 (22)	00:19:12 (20)	00:27:03 (32)	03:18:43
19th	203	Corey Platt	00:52:59 (19)	00:37:17 (20)	00:32:13 (21)	00:29:39 (27)	00:19:11 (19)	00:27:30 (34)	03:18:49
20th	25	Markus Diemer	00:55:24 (25)	00:39:44 (26)	00:31:50 (19)	00:28:03 (19)	00:17:46 (11)	00:26:51 (30)	03:19:38
21st	71	David Bennett	00:52:35 (16)	00:38:57 (23)	00:32:56 (25)	00:29:37 (26)	00:20:25 (28)	00:28:36 (40)	03:23:06
22nd	41	Samuel Alley	00:58:24 (28)	00:37:12 (17)	00:31:10 (16)	00:29:52 (28)	00:20:25 (28)	00:26:30 (28)	03:23:33
23rd	53	Brandon Lawrence	00:54:23 (22)	00:41:07 (32)	00:32:51 (24)	00:29:56 (29)	00:20:10 (26)	00:28:33 (39)	03:27:00
24th	73	Harald Schmid	00:54:42 (23)	00:39:07 (24)	00:33:30 (28)	00:29:25 (24)	00:22:24 (36)	00:28:14 (37)	03:27:22
25th	65	Robert Stewart	00:56:32 (26)	00:38:36 (22)	00:32:11 (20)	00:30:13 (30)	00:20:16 (27)	00:29:35 (45)	03:27:23
26th	51	Max Kirby	01:01:30 (35)	00:39:15 (25)	00:32:25 (22)	00:28:34 (21)	00:19:15 (22)	00:28:00 (36)	03:28:59
27th	103	Emma Olofsson	00:59:25 (31)	00:39:50 (27)	00:34:51 (33)	00:28:31 (20)	00:19:54 (24)	00:27:07 (33)	03:29:38
28th	69	Ben Wilson	00:54:59 (24)	00:40:07 (29)	00:33:12 (26)	00:31:44 (34)	00:21:14 (33)	00:29:44 (48)	03:31:00
29th	58	Dave Percy	00:51:13 (11)	00:36:02 (8)	00:50:23 (44)	00:27:17 (16)	00:20:39 (32)	00:25:42 (21)	03:31:16
30th	62	Jaroslav Krutsky	00:57:46 (27)	00:41:13 (33)	00:34:11 (31)	00:30:26 (32)	00:20:34 (30)	00:28:40 (41)	03:32:50
31st	56	Gabrielle Newman	01:00:52 (33)	00:40:43 (30)	00:33:52 (29)	00:29:04 (23)	00:20:36 (31)	00:28:31 (38)	03:33:38
32nd	43	Justin Mckinnon	00:59:21 (30)	00:40:03 (28)	00:34:01 (30)	00:29:32 (25)	00:22:02 (34)	00:29:38 (46)	03:34:37
33rd	3	Ralf Hepp	01:00:28 (32)	00:42:45 (36)	00:35:02 (34)	00:30:22 (31)	00:19:29 (23)	00:27:32 (35)	03:35:38
34th	38	Daryl Blain	00:59:07 (29)	00:40:54 (31)	00:34:47 (32)	00:32:03 (35)	00:23:47 (38)	00:29:04 (43)	03:39:42
35th	15	Luca Hawkins	01:06:57 (38)	00:41:27 (34)	00:33:23 (27)	00:30:26 (32)	00:19:12 (20)	00:29:25 (44)	03:40:50
36th	64	David Wright	01:03:24 (36)	00:42:14 (35)	00:35:31 (36)	00:32:39 (36)	00:24:09 (39)	00:29:53 (49)	03:47:50
37th	54	Katie Flower	01:03:28 (37)	00:44:48 (37)	00:35:55 (38)	00:33:26 (37)	00:23:05 (37)	00:32:55 (55)	03:53:37
n/c	92	Simon Coulter	01:09:11	00:41:59	00:35:08	00:32:05	00:25:24	00:31:34	03:55:21
38th	57	Aldean Philip Lim	01:08:20 (39)	00:45:59 (38)	00:35:40 (37)	00:33:57 (39)	00:22:17 (35)	00:31:06 (51)	03:57:19
39th	27	Simon Bank	01:00:59 (34)	00:51:58 (42)	00:36:11 (39)	00:33:49 (38)	00:25:04 (40)	00:32:18 (54)	04:00:19
40th	28	Chrissy Conyers	01:08:37 (40)	00:50:13 (40)	00:41:27 (41)	00:36:08 (40)	00:33:59 (43)	00:34:41 (56)	04:25:05
41st	63	Andrew Walsh	01:11:08 (41)	00:50:37 (41)	00:42:50 (42)	00:40:39 (43)	00:35:51 (44)	00:39:43 (60)	04:40:48
42nd	32	Paul Rogers	01:24:13 (42)	00:50:02 (39)	00:43:22 (43)	00:39:22 (42)	00:27:01 (42)	00:36:57 (58)	04:40:57
n/c	98	Nigel File	01:28:06	00:53:15	00:44:25	00:37:29	00:26:04	00:36:38	04:45:57
	304	Luke TAPPER	-	-	-	-	-	00:24:08 (7)	-
	218	Daniel SMITH	-	-	-	-	-	00:24:13 (8)	-
	310	Brendan MORTON	-	-	-	-	-	00:24:22 (9)	-
	319	Sam CURRIE	-	-	-	-	-	00:24:38 (11)	-
	320	Jamie HUBBART	-	-	-	-	-	00:25:04 (15)	-
	302	Brooke Chaderton	-	-	-	-	-	00:25:13 (16)	-
	313	Blair SIGLEY	-	-	-	-	-	00:25:23 (17)	-
	307	Louise KELLY	-	-	-	-	-	00:25:32 (18)	-
	308	James LAIRD	-	-	-	-	-	00:26:40 (29)	-
	303	Jamie ROBERTS	-	-	-	-	-	00:29:41 (47)	-
	315	Lloyd ELSTON	-	-	-	-	-	00:29:03 (42)	-
	318	Kurt LANCASTER	-	-	-	-	-	00:23:38 (6)	-
	306	Karen ELLER	-	-	-	-	-	00:30:23 (50)	-
	316	Vincent WARNER	-	-	-	-	-	00:31:29 (52)	-
	309	Jean BECKER	-	-	-	-	-	00:31:35 (53)	-

# NZ MTB Rally: Edition 3 (2026) - Day 6 - Nelson City

Heli | Boat | 4x4

## OVERALL RESULTS

### Extended Course

Pos	Race Number	Name	Day 1 Pos	Day 2 Pos	Day 3 Pos	Day 4 Pos	Day 5 Pos	Day 6 Pos	Time
317		Fleur HOLLAND 	-	-	-	-	-	00:36:52 (57)	-
314		Alex LEAL 	-	-	-	-	-	00:37:59 (59)	-
301		Bremdan COOK 	-	-	-	-	-	DNF	-
305		Holger MEYER 	-	-	-	-	-	00:26:52 (31)	-
88		Dave Anjos 	-	-	DNF	DNF	00:40:39	DNF	-
5		Poh How Soh 	-	00:52:33 (43)	00:37:11 (40)	00:38:20 (41)	00:26:53 (41)	00:39:58 (61)	-
94		Alex Raffles 	DNF	DNF	DNF	DNF	00:32:52	DNF	-
89		Phil Yoder 	01:00:54	00:42:19	DNF	00:29:26	00:22:01	00:28:53	-
87		Blair Hickman 	00:58:45	00:38:46	00:32:17	00:28:36	-	00:28:24	-
217		Mark RICHARDS 	-	-	-	-	-	DNF	-
99		Jack Lewis 	01:09:18	00:41:38	00:33:02	00:37:22	00:18:17	DNF	-
97		Travis Wade 	01:14:42	DNF	00:37:59	DNF	00:26:32	00:32:36	-
80		Matt Meehan 	DNF	-	-	DNF	-	DNF	-
96		Sydnee Ray 	DNF	DNF	DNF	DNF	00:49:29	DNF	-
82		Michael File 	DNF	DNF	DNF	DNF	DNF	DNF	-
85		Nicholas (Drew) Cooney 	DNF	DNF	DNF	DNF	00:28:47	00:34:44	-
311		Geoffrey HORNER 	-	-	-	-	-	DNF	-
86		Stuart Whitehead 	DNF	00:50:06	DNF	DNF	00:31:04	00:37:00	-
93		Shelagh Coutts 	DNF	DNF	-	DNF	00:40:21	DNF	-
79		Brent Baggs 	DNF	DNF	DNF	DNF	00:28:18	DNF	-
84		Connor Cutler 	DNF	DNF	DNF	DNF	00:27:40	DNF	-
91		Dario Matera 	DNF	DNF	DNF	DNF	00:42:01	DNF	-
83		Michael Raison 	01:01:39	00:41:57	00:36:45	00:31:21	DNF	00:29:02	-
81		Erik Knudsen 	DNF	DNF	DNF	DNF	00:26:26	-	-
777		Paul Guest 	-	-	-	-	00:18:54 (17)	-	-
100		Justin Hansen 	DNF	DNF	DNF	DNF	-	-	-
111		Craig SKILLICORN 	-	-	00:35:16 (35)	-	-	-	-
95		Trader Grenfell 	DNF	-	-	-	-	-	-

# NZ MTB Rally: Edition 3 (2026) - Day 6 - Nelson City

Heli | Boat | 4x4

## OVERALL RESULTS

### Regular Course

Pos	Race Number	Name	Day 1 Pos	Day 2 Pos	Day 3 Pos	Day 4 Pos	Day 5 Pos	Day 6 Pos	Time
1st	45	Maciej Wencel	00:33:22 (1)	00:26:18 (1)	00:18:54 (1)	00:15:18 (1)	00:16:06 (1)	00:14:32 (1)	<b>02:04:30</b>
2nd	17	Matthew Rees	00:42:15 (4)	00:29:27 (2)	00:22:06 (3)	00:16:24 (3)	00:20:04 (4)	00:16:49 (3)	<b>02:27:05</b>
3rd	44	Michal Pietrzyk	00:41:31 (2)	00:40:13 (21)	00:21:48 (2)	00:16:21 (2)	00:17:45 (2)	00:15:54 (2)	<b>02:33:32</b>
4th	36	Roddy Beynon	00:41:57 (3)	00:30:35 (3)	00:22:07 (4)	00:17:03 (6)	00:19:57 (3)	00:22:01 (14)	<b>02:33:40</b>
5th	31	Stephen Jackson	00:43:54 (8)	00:30:47 (4)	00:22:34 (7)	00:17:19 (7)	00:20:49 (5)	00:18:30 (5)	<b>02:33:53</b>
6th	11	Matthew Lineham-Blair	00:43:50 (7)	00:32:00 (8)	00:22:38 (8)	00:16:59 (5)	00:21:08 (6)	00:17:58 (4)	<b>02:34:33</b>
7th	35	Clive Mitchell	00:42:23 (5)	00:32:20 (11)	00:22:50 (9)	00:18:16 (10)	00:24:07 (8)	00:18:31 (6)	<b>02:38:27</b>
8th	10	Vinicius Resende	00:43:04 (6)	00:32:19 (10)	00:23:40 (13)	00:16:57 (4)	00:24:13 (9)	00:19:13 (9)	<b>02:39:26</b>
9th	46	Matthew Haggerston	00:45:59 (11)	00:31:26 (6)	00:22:11 (5)	00:17:41 (8)	00:23:56 (7)	00:18:58 (8)	<b>02:40:11</b>
10th	50	John Mcbryde	00:44:18 (9)	00:31:23 (5)	00:23:27 (12)	00:17:43 (9)	00:27:19 (16)	00:18:37 (7)	<b>02:42:47</b>
11th	37	Jon Sanders	00:45:10 (10)	00:32:45 (13)	00:23:19 (10)	00:18:20 (11)	00:24:58 (11)	00:19:13 (9)	<b>02:43:45</b>
12th	29	Steve Durrant	00:47:29 (13)	00:34:33 (15)	00:25:13 (16)	00:18:47 (13)	00:25:03 (14)	00:20:08 (12)	<b>02:51:13</b>
13th	47	Peter Thorpe	00:48:37 (14)	00:32:08 (9)	00:23:19 (10)	00:19:14 (14)	00:28:58 (19)	00:22:17 (16)	<b>02:54:33</b>
14th	204	Cameron Robertson	00:46:09 (12)	00:32:35 (12)	00:25:28 (17)	00:19:43 (18)	00:28:37 (18)	00:24:11 (18)	<b>02:56:43</b>
15th	201	Rowan Brown	00:50:52 (19)	00:33:51 (14)	00:24:01 (14)	00:19:18 (15)	00:26:59 (15)	00:22:13 (15)	<b>02:57:14</b>
16th	33	Florian Pracher	00:50:10 (17)	00:36:04 (17)	00:25:52 (18)	00:20:01 (20)	00:24:50 (10)	00:21:27 (13)	<b>02:58:24</b>
17th	24	Alan Terada	00:49:10 (15)	00:37:12 (19)	00:26:42 (20)	00:20:09 (21)	00:25:00 (13)	00:22:45 (17)	<b>03:00:58</b>
18th	34	Barry Ingle	00:50:07 (16)	00:35:22 (16)	00:25:09 (15)	00:19:32 (16)	00:30:10 (21)	00:25:10 (21)	<b>03:05:30</b>
19th	30	Jackie Joyce	01:02:32 (21)	00:39:56 (20)	00:28:47 (22)	00:20:43 (23)	00:28:02 (17)	00:26:22 (22)	<b>03:26:22</b>
20th	7	Jia Yao Lee	01:02:34 (22)	00:41:19 (22)	00:30:06 (24)	00:21:53 (24)	00:30:28 (22)	00:24:35 (20)	<b>03:30:55</b>
21st	16	Tiarna Crichton	01:06:43 (25)	00:42:20 (24)	00:29:32 (23)	00:23:28 (27)	00:36:35 (24)	00:28:53 (24)	<b>03:47:31</b>
22nd	20	Andrea Borst	01:03:37 (24)	00:48:50 (27)	00:34:24 (29)	00:23:25 (26)	00:40:55 (26)	00:30:09 (25)	<b>04:01:20</b>
23rd	48	Robert Kurzreuther	01:11:11 (29)	00:42:34 (25)	00:32:52 (27)	00:24:12 (28)	00:44:37 (29)	00:27:25 (23)	<b>04:02:51</b>
24th	6	Kay Lian Lee	01:08:41 (27)	00:41:20 (23)	00:32:11 (26)	00:26:17 (31)	00:44:36 (28)	00:35:28 (27)	<b>04:08:33</b>
25th	22	Quan Campbell	01:03:16 (23)	00:49:04 (28)	00:34:41 (30)	00:24:40 (29)	00:49:31 (30)	00:37:31 (28)	<b>04:18:43</b>
26th	4	Eng Li Tan	01:10:15 (28)	00:53:04 (30)	00:36:17 (31)	00:23:14 (25)	00:40:58 (27)	00:37:51 (29)	<b>04:21:39</b>
27th	23	Valerie Terada	01:19:18 (30)	00:52:52 (29)	00:37:14 (32)	00:26:00 (30)	00:49:35 (31)	00:31:22 (26)	<b>04:36:21</b>
28th	26	Tzarina Smith	01:29:49 (31)	01:12:02 (31)	00:43:12 (33)	00:30:36 (33)	01:00:38 (32)	00:44:50 (30)	<b>05:41:07</b>
2		Terrence Simon	01:36:32 (32)	DNF	DNF	00:27:40 (32)	-	00:54:27 (32)	-
21		Eric Shaw	DNF	-	00:31:20 (25)	00:19:49 (19)	00:29:38 (20)	00:24:17 (19)	-
8		Lisa Martin	00:53:24 (20)	DNF	00:28:03 (21)	00:19:40 (17)	00:36:58 (25)	00:46:25 (31)	-
14		Pavel Mergl	-	00:36:42 (18)	00:26:10 (19)	00:20:28 (22)	00:24:58 (11)	00:19:43 (11)	-
49		Brendan Roots	00:50:17 (18)	00:31:33 (7)	00:22:29 (6)	00:18:24 (12)	00:33:52 (23)	-	-
9		Pedro Vieira	01:08:02 (26)	00:42:39 (26)	00:33:53 (28)	DNF	-	-	-